



FROGGY BALL™ Gaga Ball

CASTLE  SPORTS™

Thank you for purchasing your new Gaga Ball - Froggy Ball™ set!

We carefully inspect each product before it is shipped. If any damage occurred during shipping, please contact us with your order number and a picture of the damage at customerservice@castlesports.com

Safety Information & Product Care

Use care during assembly and disassembly of your set. Be mindful of the tension created by the elastic bands within the poles, and do not snap the poles together. Be careful not to pinch yourself between pieces. During disassembly, loosen the tension in the net first to avoid damaging it.

Do not play with your set in hazardous locations or situations (e.g., near the edge of a high place or outside in a storm).

Your set is designed for easy assembly and disassembly. It is not designed to be left outside for long periods of time. When it is not in use, store your set in the carrying bag in a cool and dry place.


Castle Sports™ is not liable for any injury or damages resulting from using or storing the set improperly or in hazardous locations or situations.

Components

(1) Carrying Bag

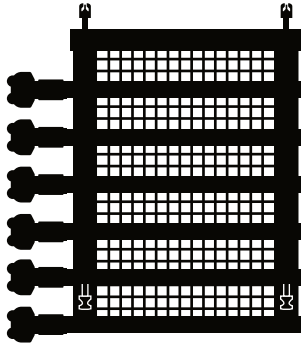


(3) Frame Poles

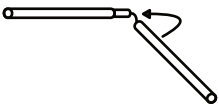


(1) Official Froggy Ball

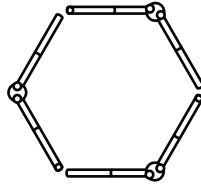
(1) Froggy Ball Net



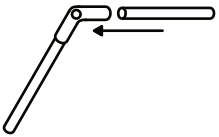
Set Up



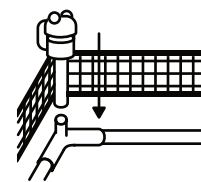
1. Unfold the frame poles and lock them together



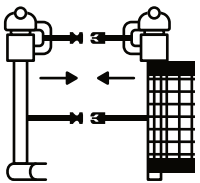
2. Lay out the frame poles in a big hexagon



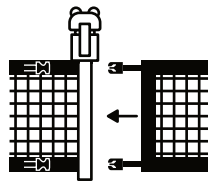
3. Connect the three frame poles at each corner



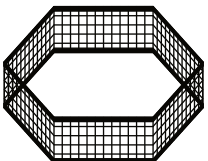
4. Connect every other net pole to the corners



5. Clip the remaining net poles to the vertical frame poles



6. Buckle the ends of the net together to enclose the pit



7. Tighten all the buckles until the net feels tight enough



8. Ready, Set, FRO-GGY-BALL!

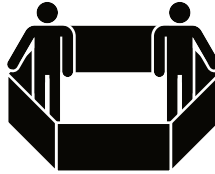
How To Play

For a video tutorial...



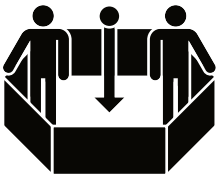
Visit our website!

You play with...



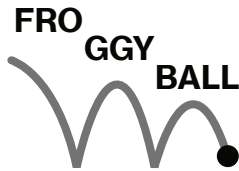
Two or more players. Everyone enters the pit and holds the net with one hand until the ball is served

You serve the ball by...



Tossing it into the pit and letting it bounce three times

While the ball bounces...



Players shout Fro-ggy Ball! After the third bounce the game is on!

You can hit the ball 1 time...




After it touches the net or another player

You win when...



All other players have left the pit

Immediately leave the pit if...



You hit the ball twice in a row or out of the pit



The ball touches your leg at or below the knee



You hold or pick up the ball

Ready for something new?



Use more than one ball



Use the nets as goals

We hope you enjoy your Gaga Ball - Froggy Ball™ set!

For additional questions check out our Frequently Asked Questions page at <https://castlesports.com/pages/faqs> or email us at customerservice@castlesports.com

Check out our other games at castlesports.com

Warranty

Gaga Ball - Froggy Ball™ is designed for normal game play, as described in this booklet. If any part of your set becomes damaged within 90 days of the ship date as a result of either shipping or normal game play, the damage is covered by our 90 day warranty and we will happily replace the damaged piece free of charge. Simply send a picture of the damaged piece to customerservice@castlesports.com
Damage that is not the result of shipping or normal game play is not covered by the warranty.

Returns

All returns must be made in the original packaging within 3 days of receiving the set. A full refund (minus the cost of shipping) will be issued within 3-5 business days of Castle Sports receiving the returned set.

Copyright © 2022 Castle Sports™



**CASTLE
SPORTS™**

GAMES THAT GATHER

1325 South 500 East, Unit 313
American Fork, UT 84003
customerservice@castlesports.com
(801) 337-9260