

# CASTLE SQUARES™

## 9 Square

CASTLE  SPORTS™

**Thank you for purchasing your new 9 Square Castle Squares™ set!**

We carefully inspect each product before it is shipped. If any damage occurred during shipping, please contact us with your order number and a picture of the damage at [customerservice@castlesports.com](mailto:customerservice@castlesports.com)

### **Safety Information & Product Care**

Use care during assembly and disassembly of your set. Be mindful of the tension created by the elastic bands within the top poles, and do not snap the poles together. Be careful not to pinch yourself between pieces. During disassembly, remove the straps first to avoid damaging them.

Placing additional weight on the poles or straps may damage your set and/or result in injury. Do not hang items from your set, and do not allow individuals to hang or swing on the poles or straps.

Do not play with your set in hazardous locations or situations (e.g., near the edge of a high place or outside in a storm).

Your set is designed for easy assembly and disassembly. It is not designed to be left outside for long periods of time. When it is not in use, store your set in the carrying bag in a cool and dry place.

Castle Sports™ is not liable for any injury or damages resulting from using or storing the set improperly or in hazardous locations or situations.

# Components

---

(1) 6' Carrying Bag



(4) Straps



(4) Leg Poles



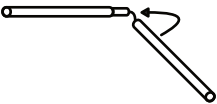
(4) Top Poles



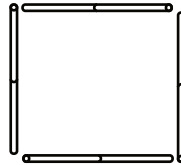
(1) Official 9 Square Ball

## Set Up

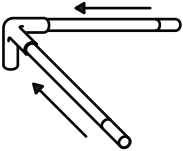
---



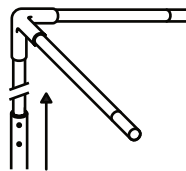
1. Unfold the top poles and lock them together



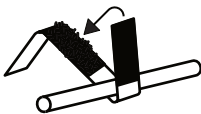
2. Lay out the top poles in a big square



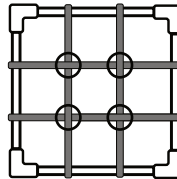
3. Connect the four top poles at each corner



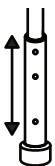
4. Connect the legs to the corner joints



5. Using the velcro, attach the straps to the top poles



6. Interweave and adjust the straps to form nine even squares



7. Adjust the legs until the set is ~2 ft. taller than most players



8. Ready, Set, Castle Squares!


# How To Play

For a video tutorial...




Visit our website!

You play with...



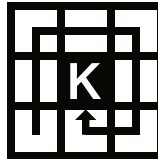
One player per square; extra players form a line to rotate in

You start playing when...



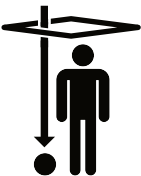
The player in the king square (center square) serves the ball to any other square

You win by...



Rotating to the king square and defending it as long as possible

You fail to defend your square when...



The ball lands through your square



You touch the ball more than once between passes



You touch the poles or straps




You hit the ball out of bounds

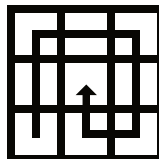


You hold the ball

When you fail to defend your square...

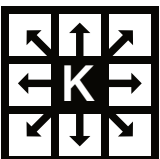


You return to square 1 (or the back of the line if you have extra players)




Players follow the rotation pattern to fill the abandoned square

When rotation is complete...



The player in the king square starts a new round by serving the ball

Ready for something new?



Feel free to rearrange the straps and try 4 Square!

We hope you enjoy your 9 Square Castle Squares™ set!

For additional questions check out our Frequently Asked Questions page at <https://castlesports.com/pages/faqs> or email us at [customerservice@castlesports.com](mailto:customerservice@castlesports.com)

Check out our other games at [castlesports.com](https://castlesports.com)

### **Warranty**

9 Square Castle Squares™ is designed for normal game play, as described in this booklet. If any part of your set becomes damaged within 90 days of the ship date as a result of either shipping or normal game play, the damage is covered by our 90 day warranty and we will happily replace the damaged piece free of charge. Simply send a picture of the damaged piece to [customerservice@castlesports.com](mailto:customerservice@castlesports.com). Damage that is not the result of shipping or normal game play (e.g., hanging or swinging on the top bars) is not covered by the warranty.

### **Returns**

All returns must be made in the original packaging within 3 days of receiving the set. A full refund (minus the cost of shipping) will be issued within 3-5 business days of Castle Sports receiving the returned set.

Copyright © 2022 Castle Sports™



**CASTLE  
SPORTS™**

**GAMES THAT GATHER**

---

1325 South 500 East, Unit 313  
American Fork, UT 84003  
[customerservice@castlesports.com](mailto:customerservice@castlesports.com)  
(801) 337-9260