



# CL-5500 SERIES

## Label Printing Scale

- Dual Range 30 lb & 60 lb Capacities
- 4,000 PLU's with Ingredients Messages Standard
- Ethernet Built-in - Optional Wireless Networking
- 45 Standard Label Formats - 20 Custom Label Formats
- Legal for Trade - COC # 07-042A4

**Wireless  
Networking  
Available!**



# CL-5500 SERIES | Label Printing Scale



Pole Model ▼

Standard Bench Model ▼



Hanging Model ▶



TOP SIRLOIN	GROUND PORK	GROUND TURKEY	VEAL RIB	VEAL LEG	PORK CUBES	PORK LEG
CUBE STEAK	GROUND CHICKEN	GROUND LAMB	VEAL SHANK	VEAL BREAST	PORK SPARERIB	PORK RIBLETS
CHUCK ROAST	GROUND VEAL	LAMB PATTIES	VEAL CUBES	VEAL CUBE STEAK	PORK LOIN TOP LOIN	PORK STIR FRY
BEEF CUBES	CHICKEN KABOB	CHICKEN SKEWER	VEAL FOR STEW	VEAL BONES	PORK SAUSAGE	SMOKED BACON
SHORT RIBS	SHRIMP SKEWER	BEEF SKEWER	LAMB LOIN	LAMB RIB CHOPS	DUCK	GEESE

PLU Keys ▲

## Features

### Displays

The CL5500 is equipped with two high quality, easy to read LCD Displays. The operator side displays are used to show Tare Weight, Unit Weight, Unit Price and Total Price on the left. The display on the right is used to display PLU names, Scrolling Messages and Programming Menus.

### Keyboard

The Double Click Call feature allows the operator to recall PLUs by double-clicking the speed key instead of having to use the shift key.

The standard Bench Model comes equipped with 96 (48 x 2) quick look up keys while the Pole and Hanging Models have 144 (72 x 2). These keys may also be programmed to be special function keys.

### Printer & Label Cartridge

Achieve print speeds up to 100 mm/sec with a print resolution of 202 dpi. The removable label cartridge's simple design allows operators a method of quickly and easily reloading labels.

### Label Formats

The CL5500 supports various die cut or continuous label sizes up to 200mm in length with the 45 preset label formats stored in its memory. With CL-Works Pro software, you can add up to 20 more custom label formats.



Label Cartridge ▲



Label Editor ▲



Customer Side Display ▲





# CL Works Pro - PC Software



## Data Editing

CL-Works Pro offers an easy-to-use data editing solution for businesses in supermarkets, grocery stores, delicatessens, and other retail markets. Manage all retail activities from PLUs to label formats.

## Data Analysis

CL-Works Pro provides solution for analyzing sales data quickly, easily and accurately. The accumulated data would become an asset for users who want to get deeper insights from the data in order to make better predictions.

## Compatibility

CL-Works Pro is compatible with all CL Series Label Printing Scales that use the most recent firmware. Control multiple scales remotely and efficiently manage your retail process.

- Easy PLU management control for all scales
- Simple PLU import & export
- Manage PLU's in multiple departments
- Supports WEP, WPA, & WPA2 Encryption

## Networking Capabilities



- TCP/IP Communications
- 100 Base T Ethernet (Built-in)
- Optional IEEE 802.11g/n Wireless

## Compatible Popular Scale Management Software Packages\*

If you use either Applied Data Corporation's InterScale Scales Manager or Invatron's E-Plum to manage your scales, then you can easily add the CAS CL Family of Label Printing Scales to your network!\*



\*E-Plum Scale Management Software is owned and sold by Invatron Systems Corp. For more information, please visit [www.invatron.com](http://www.invatron.com). InterScale Scales Manager is owned and sold by Applied Data Corporation. For more information, please visit [www.applieddatacorp.com](http://www.applieddatacorp.com).





## Labels

- 45 Standard Labels
- 20 Custom Labels

## Available Printed Elements

- Ingredients
- Nutrition Facts
- Graphics
- Sales Discounts
- Multiple Languages
- And More!



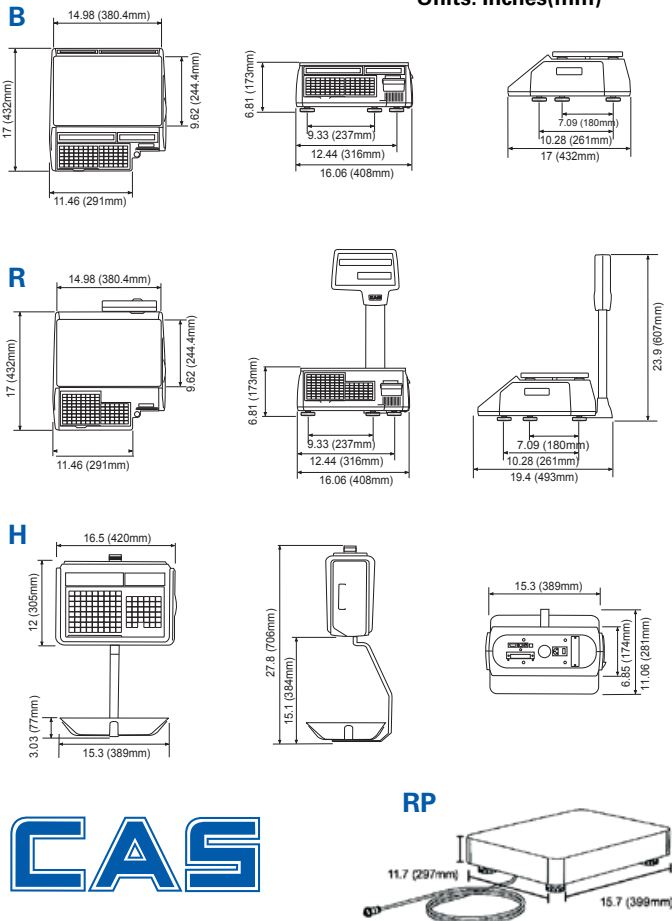
# CL-5500 SERIES | Label Printing Scales

## Features

- 30 lb and 60 lb Capacities - Dual Range
- 4,000 PLU's w/Direct Ingredient Messages  
Max 2,100 Characters
- Speed Keys  
CL5500B: 96 (48 keys x 2)  
CL5500R: 144 (72 keys x 2)  
CL5500H: 144 (72 keys x 2)
- 45 Standard Label Formats/Up to 20 Custom Labels
- High Speed Thermal Printer
- Flash ROM for easy firmware upgrades
- Multiple barcode formats
- English, Korean, Chinese, or Spanish Characters
- Same Menu Code System as the CL5000

## DIMENSIONS

Units: Inches(mm)



CAS Corporation  
99 Murray Hill Parkway  
East Rutherford, NJ 07073  
(800) 223-4227 • Fax (201) 933-9025  
<http://www.cas-usa.com>

Specifications are subject to change for improvement without prior notice.

- Works with CL-Works Pro Software  
PLU Editor - Label Editor - Keypad Editor  
Compatible with Microsoft Windows® 7/8/10
- Approvals - NTEP COC # 07-042A4

## Options

- Wireless Networking
- Remote Platform
- Full Body Protective Cover
- Label Cartridge
- Fish Pan

## SPECIFICATIONS

Model	CL5500-B	CL5500-R	CL5500-H
Weighing Capacity	30 lb Capacity Dual Range 0 - 15 x 0.005 lbs / 15 - 30 x 0.01 lbs - 0 - 6 x 0.002 kg / 6 - 15 x 0.005 kg		
	60 lb Capacity Dual Range 0 - 30 x 0.01 lbs / 30 - 60 x 0.02 lbs - 0 - 15 kg x 5 g / 15 - 30 kg x 10g		
Measurement Type	Load Cell		
Display Type	LCD & Alphanumeric		
Display Digit	4/4/6/6 - Tare/Weight/Unit Pr/Total Pr		
Weight Units	lb or kg		
Printer	Thermal Print		
Label Size	Width: 40mm ~ 60mm - Length: 30mm ~ 200mm		
Barcode Formats	UPC-A, UPC13, EAN13, EAN13+5, I2of5, Code128, Code93, Codabar, and more		
Interface	RS-232C / TCP/IP / USB		
Power Source	AC 100 ~ 240V, 50/60Hz		
Operating Temp	-10°C ~ 40°C / 14°F ~ 104°F		
Platter Size (in/mm) (W) x (D)	15 x 9.6 381 x 244	15 x 9.6 381 x 244	15.3 x 11.06 389 x 281
Dimensions (in/mm) (W) x (D) x (H)	16 x 17 x 6.8 406.4 x 432 x 173	16 x 17 x 23.9 406.4 x 432 x 607	16.5 x 11.06 x 27.8 420 x 281 x 706
Product Weight	24 lbs (10.9 kg)	25 lbs (11.3 kg)	31.3 lbs (14.2 kg)
<b>MODEL</b>	<b>CL5500-RP Remote Platform</b>		
Max. Capacity	30 kg / 60 lb		
Weighing Capacity	Dual Range 0 - 15 x 0.05 lbs / 30 - 60 x 0.1 lbs 0 - 15 x 0.002 kg / 15 - 30 x 0.005 kg		
Platter Size	15.75 x 11.8 x 3.4(H) 400 x 300 x 86(H)		

