

INDUSTRIAL WEIGHING SOLUTION™



Dependable



Perfect for most general industrial environments



Choose from simple to full featured CAS Indicators

HFS SERIES

Floor Scale

The CAS HFS Series is designed to provide years of dependable service in harsh industrial environments. 4' x 4' and 5' x 5' platforms are available in both 5K and 10K capacities. Simply add a CAS indicator with standard quick connect hardware to complete your floor scale package!



CAS

www.cas-usa.com

HFS SERIES | Floor Scale

Features

- .25" Anti-skid diamond plate deck
- 150% overload protection
- Top access adjustable feet
- Side access junction box
- Cable length: 16 ft
- Double shielded load cell cable
- Four environmentally sealed NTEP approved load cells
- Legal for Trade - COC# 07-022
- Options
 - Access Ramps (ft/mm)
 - 4' x 3' x 3.5' / 1200 x 900 x 90
 - 4' x 4' x 3.5' / 1200 x 1200 x 90
 - 5' x 3' x 3.5' / 1500 x 900 x 90
 - Indicator Stand



Optional CAS Indicators



Utilize CAS Indicators featuring easy to use, quick connect hardware.

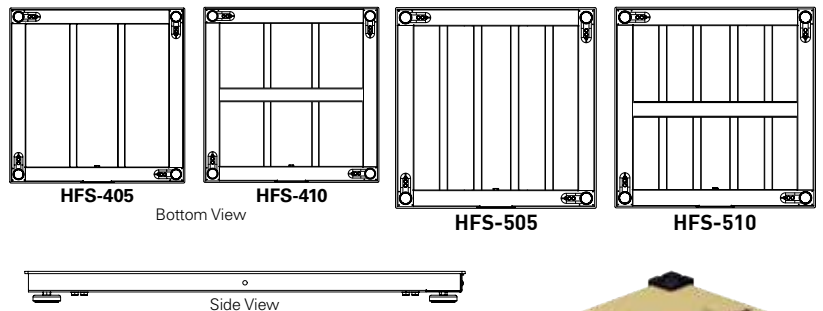


◀ Quick Connect Cable


Tubular Steel Beam Technology produces a floor scale of uncompromising strength. Weighs one-third less than other low profile floor scales and still provides 150% overload protection!

Specifications


Model	Capacity	Dimensions (in/mm)	Ship Weight
HFS-405	5,000 x 1 lb	47.5 x 47.5 x 3.5	275 lb
HFS-410	10,000 x 2 lb	1200 x 1200 x 90	330 lb
HFS-505	5,000 x 1 lb	59.5 x 59.5 x 3.5	365 lb
HFS-510	10,000 x 2 lb	1500 x 1500 x 90	420 lb



Junction Box



Optional Ramp



Shielded Cable



99 Murray Hill Parkway
 East Rutherford, NJ 07073
 TEL: (201) 933-9002
 FAX: (201) 933-9025
<http://www.cas-usa.com>



Specifications are subject to change for improvement without prior notice.