



the Butterfly QUILT



2 EDITION

COVER QUILT FABRIC GUIDE

To recreate the rainbow color wash shown on the cover using this guide (without substitutions), you will have a little over 1 1/4 yards of fabric left over in various colors. You can use these left over fabrics to make the Center Body strip, incorporate them into the binding, or save them for another project.

All fabrics that are used in the cover quilt are designed by Tula Pink and distributed by FreeSpirit Fabrics. The fabrics are available for retail purchase at independent quilt shops and online stores.

Straight Quarters (9" x 42/44") and Fat Quarters (18" x 21") are both acceptable.


CENTER BODY FABRICS *Tula Pink's Designer Solids & Linework*

					
CSFSESS <i>Moonflower</i> 7" x 7" square	CSFSESS <i>Tanzanite</i> 7" x 7" square	CSFSESS <i>Amethyst</i> 7" x 7" square	CSFSESS <i>Stargazer</i> 7" x 7" square	CSFSESS <i>Carnelian</i> 7" x 7" square	
					
CSFSESS <i>Snapdragon</i> 7" x 7" square	CSFSESS <i>Marigold</i> 7" x 7" square	CSFSESS <i>Matcha</i> 7" x 7" square	CSFSESS <i>Legendary</i> 7" x 7" square	CSFSESS <i>Celestial</i> 7" x 7" square	PWTP157 <i>Paper</i> 1/4 yard



BACKGROUND


Tula Pink's Designer Solids



CSFSESS
Whimsy
3 yards

BORDERS


True Colors



PWTP133
Mint
1 7/8 yards

BINDING


True Colors



PWTP133
Mint
3/4 yard

BACKING


Daydreamer



QBTP007
Guava (108" Wide Back)
2 3/4 yards

WING FABRICS *Tula Pink's Designer Solids & True Colors*

					
CSFSESS <i>Moonflower</i> ¼ yard	PWTP148 <i>Amethyst</i> ¼ yard	PWTP149 <i>Dahlia</i> ⅛ yard	PWTP150 <i>Thistle</i> ⅛ yard	PWTP118 <i>Foxglove</i> ⅛ yard	CSFSESS <i>Stargazer</i> ¼ yard
					
PWTP149 <i>Azalea</i> ¼ yard	PWTP118 <i>Peony</i> ¼ yard	CSFSESS <i>Sweet Pea</i> ¼ yard	PWTP148 <i>Agate</i> ¼ yard	CSFSESS <i>Carnelian</i> ¼ yard	PWTP149 <i>Snapdragon</i> ¼ yard
					
CSFSESS <i>Snapdragon</i> ¼ yard	PWTP118 <i>Begonia</i> ¼ yard	PWTP149 <i>Blossom</i> ⅛ yard	PWTP148 <i>Morganite</i> ¼ yard	CSFSESS <i>Persimmon</i> ¼ yard	PWTP148 <i>Amber</i> ¼ yard
					
CSFSESS <i>Pear</i> ¼ yard	PWTP150 <i>Sunshine</i> ¼ yard	PWTP149 <i>Daisy</i> ¼ yard	PWTP148 <i>Citrine</i> ¼ yard	PWTP133 <i>Lime</i> ¼ yard	PWTP149 <i>Spring</i> ¼ yard
					
PWTP150 <i>Chameleon</i> ¼ yard	PWTP118 <i>Agave</i> ¼ yard	PWTP148 <i>Aquamarine</i> ¼ yard	CSFSESS <i>Legendary</i> ¼ yard	PWTP151 <i>Peacock</i> ¼ yard	PWTP148 <i>Topaz</i> ¼ yard
					
PWTP149 <i>Delphinium</i> ¼ yard	PWTP118 <i>Lupine</i> ⅛ yard	PWTP148 <i>Sapphire</i> ¼ yard	PWTP150 <i>Deep Sea</i> ⅛ yard	CSFSESS <i>Iris</i> ¼ yard	CSFSESS <i>Celestial</i> ¼ yard



MATERIALS

FINISHED SIZE

88" x 94"

WINGS

7 yards

Use a variety of eighth, quarter or half yards to equal a total of 7 yards. A detailed list of the fabrics used in the cover quilt can be found on pages 28-29.

BODY

1/4 yard light
1/4 yard dark*

**To make a rainbow body you will need a 7" x 7" square of 10 different fabrics in place of the "dark" fabric.*

BACKGROUND

3 yards

Select a fabric that is significantly lighter or darker than the wing fabrics to create contrast between the butterfly wings and the background.

BORDER


1 7/8 yards

BACKING

8 1/2 yards of standard 42/44" width fabrics
OR
2 3/4 yards of 108" wide backing fabric

BINDING

3/4 yard



TULAPINK.COM



FACEBOOK
facebook.com/tulapink



INSTAGRAM
@tulapink



QUESTIONS?
info@tulapink.com

PTTP09.2

ISBN 978-1-937193-99-7



9 781937 193997

All rights reserved. Text and images ©2021 Tula Pink, LLC
No part of this pattern may be reproduced without the written consent of Tula Pink™.
This pattern is intended for personal use only.
Items made from this pattern may not be produced for commercial sale.