


Quick Release AWNING MOUNT



Applications installation instructions

These installation instructions apply to Prinsu Quick Release Awning Mounts.

IMPORTANT!

THANK YOU for purchasing this Prinsu product. Please read through this entire document before proceeding with installation. If you are not confident in your mechanical skills, please seek the help of a professional to perform the installation. Check your packages immediately upon arrival to ensure that everything listed is included, and to check for damage during shipping. ***If anything is missing or damaged, or if you need technical assistance with any aspect of this installation, call Prinsu at (208) 528-0664 as soon as possible.***

IMPORTANT!

Caution:

All products built and designed by Prinsu Design Studio are intended for off-road use and should be assembled, installed, and used according to Prinsu Design Studio's recommendations. Prinsu Design Studio products should be used safely with good judgment towards others and the environment. By installing Prinsu Design Studio Products on your vehicle you assume all liability. Prinsu Design Studio will not be held liable for damages or loss associated with the installation or use of its products. Be smart, use good judgement, don't overload your vehicle to the point of inferior handling and maneuverability! The handling characteristics of the vehicle changes when you transport a load on top. For safety reasons we recommend you exercise extreme care when transporting wind-resistant loads. Special consideration must be taken into account when cornering and braking.

Note for Dealers and Installers:

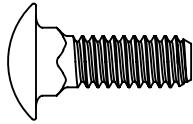
It is your responsibility to ensure instructions are given to the end user or client.

Questions?

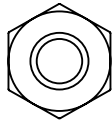
Call: 866-522-0697
Email: info@prinsudesign.com

Hardware 1:1 Scale View

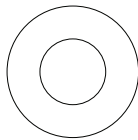
A 8 CARRIAGE BOLT 18-8: 1/4"-20 x 3/4"



B 8 NYLOC NUT 18-8 1/4" -20 COARSE



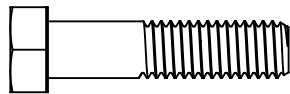
C 8 FENDER WASHER 1/4" x 1" OD ZINC



D 4 5/16"-18 RIVET NUT




E 4 HEX CAP SCREW GR8 5/16" -18 x 1.5"




F 1 RIVET NUT COMPRESSION TOOL

H 1 VIBRA TIGHT

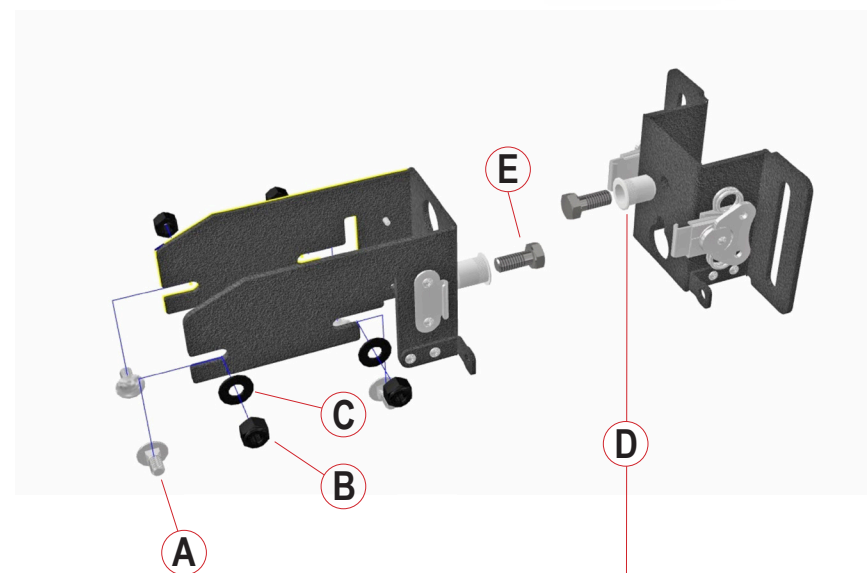
Exploded Product/Hardware View




Standard



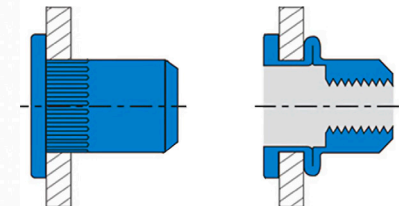
Low Profile



Rivet Nut compression tool




Rivet Nut compression



Installation:

Determine the cross bars you will use for your awning mounts.
Remove the two T-30 screws that hold the crossbar to the side rail.
Insert two (A) 1/4" carriage bolts on each side of the T-slot crossbar.
Re-attach the crossbar to the side rail.



PRINSU will warranty all PRINSU manufactured parts for a LIFETIME of use. This limited Lifetime Warranty is effective for as long as the original retail purchaser owns the product. This warranty terminates when the original retail purchaser sells or otherwise transfers the product to any other person. Each manufactured product must be installed following PRINSU'S recommended fitment and installation procedures. Any customization or modification to the original product design, functionality, or use, either by said customer or by PRINSU voids all warranty eligibility. It is the sole discretion of PRINSU to determine warranty eligibility. Subject to the limitations and exclusions described in this warranty, PRINSU will remedy defects in materials or workmanship by repairing or replacing, at its option, a defective product without charge for parts. In addition, PRINSU may elect, at its option, not to repair or replace a defective product but rather issue to a purchaser a refund equal to the purchase price paid for the product or a credit to be used toward the purchase of a new PRINSU product. No warranty is given for defects caused by normal wear and tear, cosmetic rust scratches, accidents, unlawful vehicle operation, products used for racing or competition, or modification of, or any types of repair of, a PRINSU manufactured product. The PRINSU Warranty does not include the powder coated finish. No warranty is given for defects resulting from conditions beyond PRINSU'S control including, but not limited to, misuse, neglect, overloading, improperly maintained or failure to assemble, mount or use the product in accordance with PRINSU'S written instructions or guidelines included with the product or implied use made available to the purchaser.

Disclaimer of liability repair or replacement of a defective product or the issuance of a refund or credit (as determined by Prinsu) is a purchaser's exclusive remedy under this warranty. Damage to a purchaser's vehicle, cargo and/or to any other person or property is excluded. This warranty is expressly made in lieu of any and all other warranties, express or implied, including the warranties of merchantability and fitness for a particular purpose. Prinsu's sole liability to any purchaser is limited to the remedy set forth above. In no event will Prinsu be liable for any lost profits, lost sales, or for any consequential, direct, indirect, incidental, special, exemplary, or punitive damages or for any other damages of any kind or nature



792 E Iona Rd.
Idaho Falls, ID 83274
prinsudesignstudio.com
208.528.0664