



-INSTALLATION- INSTRUCTIONS

▶ LP AVENTURE CVT SKID PLATE ◀

SUBARU OUTBACK 2020-2021

CONGRATULATIONS FOR YOUR NEW
LP AVENTURE SKID PLATE!


If you have any questions or need assistance
during the installation please
contact our team. You
can find the information
on the last
page.



IN
THE
BOX



IN THE BAGS





NECESSARY TOOLS


- We recommend the use of a lift
- Transmission jack (or regular jack if not on a lift)
- Ratchet
- 14mm Socket
- 17mm Socket

****INSTALLATION IS PERFORMED WITH LP AVENTURE MAIN SKID PLATE. THE MAIN SKID PLATE IS NOT NECESSARY AND THE STEPS WILL BE SIMILAR****



1


REMOVE TWO TRANSMISSION SUPPORT BOLTS



2A WITH A MAIN SKID PLATE, REMOVE REAR BOLTS AND SPACERS



2B IF YOU DO NOT HAVE A MAIN SKID PLATE, REMOVE TWO BOLTS FROM FRONT A-ARM SUPPORTS



3

USE A JACK AND PIECE OF WOOD TO SUPPORT THE SKID PLATE DURING INSTALLATION




4

RAISE THE SKID PLATE INTO PLACE




5

PLACE THE FRONT OF THE CVT SKID PLATE OVER THE REAR OF THE MAIN SKID PLATE.



6

RE INSTALL THE SKID PLATE SPACERS.
IF YOU DO NOT HAVE THE MAIN SKID YOU JUST NEED
TO INSTALL THE SKID PLATE SPACERS



7

INSTALL BOLTS

* IF YOU HAVE OUR OPTIONAL RALLY WASHERS NOW IS THE TIME TO INSTALL



8

BOLT UP REAR OF THE CVT SKID PLATE.
#1 HOLE IF YOU HAVE A 2.5I. #2 IF YOU HAVE A XT



9

PLACE THE SKID PLATE SPACER OVER THE CORRECT HOLE FOR YOUR VEHICLE



10

INSTALL BOLTS.

* IF YOU HAVE OUR OPTIONAL RALLY WASHERS NOW IS THE TIME TO INSTALL





INSTALLATION COMPLETE!





NOTES:

****Tighten all the bolts to the manufacturer's specifications with a Torque Wrench****

**Double check your work.
and be sure to tighten
the nuts with a torque wrench.**

**Products warnings:
<https://lpaventure.com/pages/products-warnings>**

**Limited product warranty:
<https://lpaventure.com/pages/limited-product-warranty>**



**You have completed the installation.
Thank you for your interest
in our products.**

**For all requests, information or
assistance: Contact our team
by phone at
1 (866) 562-1316**

**We are available Monday to Friday
Between 8AM and 5PM (EST).**

**Or by email at :
SALES@LPAVENTURE.COM
WWW.LPAVENTURE.COM**

NOW, ENJOY THE RIDE!