











Features

- 
 RGB+CCT
16 Millions of colors to choose
- 
 Color temperature
2700~6500K
- 
 Dimmable
Saturation control
- 
 2.4G RF wireless transmission
technology
- 
 Signal transmitting &
Modes synchronization
- 
 Remote control
Control distance 30m
- 
 Smart phone APP control
(2.4GHz gateway is needed)
- 
 Support third party voice control
(2.4GHz gateway is needed)

RGB+CCT LED Downlight
Model No.: FUT060-FUT069

25W RGB+CCT LED Downlight

Model No.: FUT060

Input Voltage: AC100~240V 50/60Hz

Power: 25W

Working Temp.: -20~60°C

CRI: >80 PF: >0.5

Color Temperature: 2700K~6500K

Luminous Flux: 2000LM

Light Efficiency: 80LM/W

Lifespan: 50000 hours

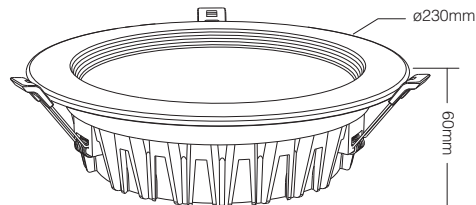
Beam Angle: 120°

RF: 2.4GHz

Control Distance: 30m

Material: ALuminum+PC Cover

Product Weight: 855g



Hole Size: \varnothing 200-210mm

9W RGB+CCT LED Downlight

Model No.: FUT061

Input Voltage: AC100~240V 50/60Hz

Power: 9W

Working Temp.: -20~60°C

CRI: >80 PF: >0.5

Color Temperature: 2700K~6500K

Luminous Flux: 720LM

Light Efficiency: 80LM/W

Lifespan: 50000 hours

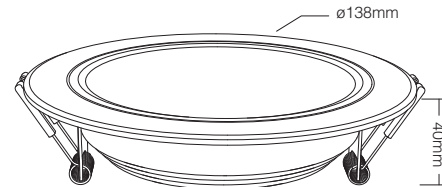
Beam Angle: 120°

RF: 2.4GHz

Control Distance: 30m

Material: ALuminum+PC Cover

Product Weight: 200g



Hole Size: \varnothing 110~125mm

9W RGB+CCT LED Ceiling Spotlight

Model No.: FUT062

Input Voltage: AC100~240V 50/60Hz

Power: 9W

Working Temp.: -20~60°C

CRI: >80 PF: >0.5

Color Temperature: 2700K~6500K

Luminous Flux: 700LM

Light Efficiency: 80LM/W

Lifespan: 50000 hours

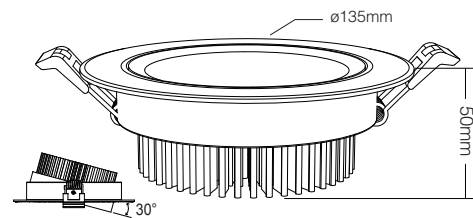
Beam Angle: 15°

RF: 2.4GHz

Control Distance: 30m

Material: ALuminum+PC Cover

Product Weight: 320g



Hole Size: \varnothing 120~125mm

6W RGB+CCT LED Waterproof Downlight

Model No.: FUT063

Input Voltage: AC100~240V 50/60Hz

Power: 6W

Working Temp.: -20~60°C

CRI: >80 PF: >0.5

Color Temperature: 2700K~6500K

Luminous Flux: 500LM

Light Efficiency: 80LM/W

Lifespan: 50000 hours

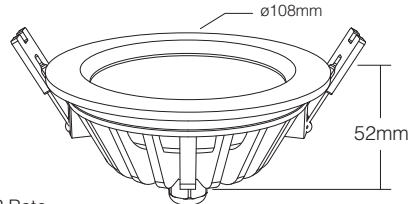
Beam Angle: 120°

RF: 2.4GHz

Control Distance: 30m

Material: ALuminum+PC Cover

Product Weight: 267g



IP Rate
IP54

Hole Size: \varnothing 100mm

9W RGB+CCT Square LED Downlight

Model No.: FUT064

Input Voltage: AC100~240V 50/60Hz

Power: 9W

Working Temp.: -20~60°C

CRI: >80 PF: >0.5

Color Temperature: 2700K~6500K

Luminous Flux: 720LM

Light Efficiency: 80LM/W

Lifespan: 50000 hours

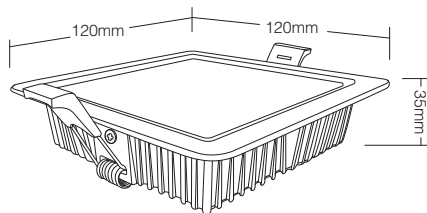
Beam Angle: 120°

RF: 2.4GHz

Control Distance: 30m

Material: ALuminum+PC Cover

Product Weight: 240g



Hole Size: 105*105mm

18W RGB+CCT LED Downlight

Model No.: FUT065

Input Voltage: AC100~240V 50/60Hz

Power: 18W

Working Temp.: -20~60°C

CRI: >80 PF: >0.5

Color Temperature: 2700K~6500K

Luminous Flux: 1500LM

Light Efficiency: 85LM/W

Lifespan: 50000 hours

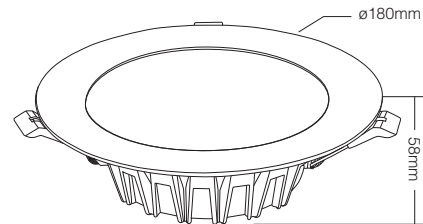
Beam Angle: 120°

RF: 2.4GHz

Control Distance: 30m

Material: ALuminum+PC Cover

Product Weight: 410g



Hole Size: \varnothing 150~160mm

12W RGB+CCT LED Downlight

Model No.: FUT066

Input Voltage: AC100~240V 50/60Hz

Power: 12W

Working Temp.: -20~60°C

CRI: >80 PF: >0.5

Color Temperature: 2700K~6500K

Luminous Flux: 1100LM

Light Efficiency: 88LM/W

Lifespan: 50000 hours

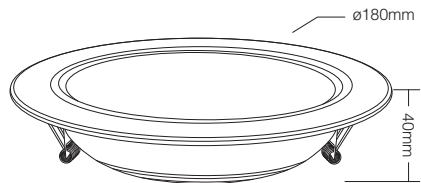
Beam Angle: 120°

RF: 2.4GHz

Control Distance: 30m

Material: ALuminum+PC Cover

Product Weight: 320g



Hole Size: \varnothing 145~150mm

6W RGB+CCT LED Downlight

Model No.: FUT068

Input Voltage: AC100~240V 50/60Hz

Power: 6W

Working Temp.: -20~60°C

CRI: >80 PF: >0.5

Color Temperature: 2700K~6500K

Luminous Flux: 600LM

Light Efficiency: 85LM/W

Lifespan: 50000 hours

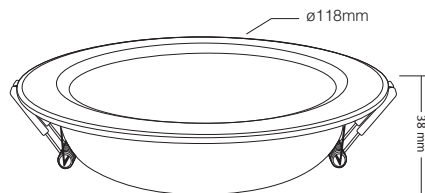
Beam Angle: 120°

RF: 2.4GHz

Control Distance: 30m

Material: ALuminum+PC Cover

Product Weight: 160g



Hole Size: \varnothing 90~95mm

15W RGB+CCT LED Downlight

Model No.: FUT069

Input Voltage: AC100~240V 50/60Hz

Power: 15W

Working Temp.: -20~60°C

CRI: >80 PF: >0.5

Color Temperature: 2700K~6500K

Luminous Flux: 1200LM

Light Efficiency: 80LM/W

Lifespan: 50000 hours

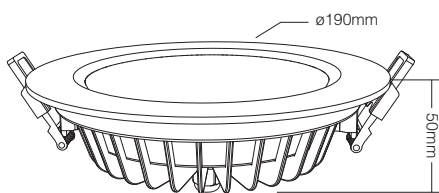
Beam Angle: 120°

RF: 2.4GHz

Control Distance: 30m

Material: ALuminum+PC Cover

Product Weight: 640g

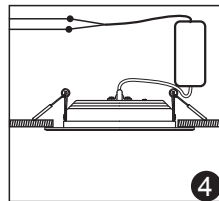
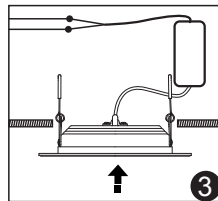
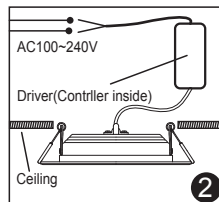



IP Rate
IP54

Hole Size: \varnothing 175~180mm

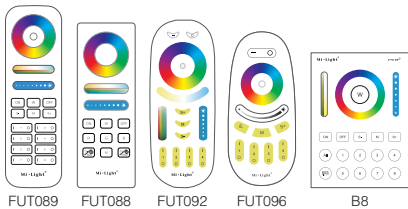
Instructions

1. Please open the hole on the ceiling according of Diagram 1. (For the size of the hole, please refer to the parameters of the corresponding model.)
2. Connect the driver properly according to the wire connection Diagram 2. And then put the driver and wire into the ceiling from the hole.
3. Push in the two spring elements, make sure that they are deployed and anchored on the back of the ceiling Diagram 3 and 4.



Link/Unlink

Compatible with these remote controls
(Purchased separately)



FUT089 FUT088 FUT092 FUT096 B8



B0 B3 / T3 B4 / T4 WL-Box1

NOTE:

Lighting can be working after linking with remote;
for more details, pls read the remote instruction.

Dynamic Mode Sheet

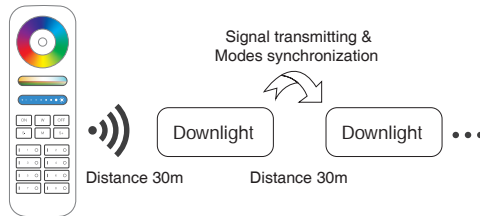
Number	Dynamic Mode	Brightness / Saturation / Speed
1	Mardi Gras	Adjustable
2	Automatic color change	
3	Sam	
4	Gemstone	
5	Twilight	
6	American	
7	Fat Tuesday	
8	Party	
9	Slow Color Splash	

Signal transmitting

One Downlight can transmit the signals from the remote control to another Downlight within 30m, as long as there is a Downlight within 30m, the remote control distance can be limitless.

Modes synchronization

Different Downlight can work synchronously when they are started at different times, controlled by the same remote, under same dynamic mode and within 30m distance.



Attention

1. When install the lighting fixtures, pls switch off the power to make sure the safty.
2. Please check whether the input voltage supply is in accordance with the lighting fixtures.
3. Non-professional user cannot dismantle the lighting fixtures directly, otherwise, it may cause fire and electric shock.
4. Please do not use lighting fixtures around the mental area and high magnetic field, otherwise, it will badly affect the control distance.



Made in China