



SwabTek
Veriteque USA, Inc.



NARCOTICS TEST KITS (NTK) Generation 2

User Manual

*Document • NTK-GEN2-MANUAL
Version • 1.2*

CONTENTS

NTK - MANUAL

Liability Notice & Terms of Use	2
Background	3
NTK Carton	4
NTK Sachet	5
NTK Test Card	6
NTK Test Swab	7
General Testing Process	8
Sample Collection	9
Conducting the Test	10
Analyzing Results	11
Troubleshooting	12
Fentanyl+ Test	13
Nicotine+ Test	17
Contact SwabTek	19

Liability Notice & Terms of Use

Notice to Users

Veriteque USA Inc. (SwabTek) field tests are presumptive only and, as such, they indicate the presumed presence of chemical groups and precursors which may be present in a given sample. ALL SWABTEK TEST RESULTS SHOULD BE CONFIRMED BY AN APPROVED ANALYTICAL LABORATORY. All SwabTek tests must be administered in strict accordance with the specific instruction and reference materials that accompany the products for best results.

Veriteque USA, Inc. cannot anticipate all conditions for use of this product and cannot accept responsibility for use or misuse in any particular application. This product has been designed for a variety of applications, under a variety of conditions, but was neither designed nor manufactured as a product for lethal or harmful purposes. Veriteque USA, Inc. recommends the user exercise their judgement to determine product suitability for any specific use-case, and application of the tests' presumptive analysis for their particular purposes. Use of this product for unlawful purposes is expressly prohibited under the terms and conditions of its use.

Warranty

Veriteque USA, Inc. warrants its products to be free from defects in materials and workmanship under normal use or service for one (1) year from date of purchase. This is a LIMITED WARRANTY and is the sole and exclusive warranty of this product by the Company. This LIMITED WARRANTY applies only where the Products have been properly maintained in accordance with the manufacturer's instructions and have not been subject to misuse, neglect, negligence or accident, as solely determined by Company. No returns are to be made directly to the Company unless authorized by the Returns Authorization (RA) Department.

If you believe your product has any defects in materials or workmanship, cease use immediately and contact Veriteque USA, Inc. for a remedy. If a product proves to be defective in materials or workmanship, we will repair or replace the defective product and send it to you at our expense.

THE COMPANY MAKES NO OTHER WARRANTIES EXPRESSED, IMPLIED OR STATUTORY, INCLUDING WITHOUT LIMITATION ANY IMPLIED WARRANTY OF FITNESS FOR A PARTICULAR PURPOSE OR MERCHANTABILITY.

The information in Veriteque USA, Inc's reference materials is believed to be accurate and represents the best information currently available to the manufacturer. However, the company makes no warranty of merchantability or any other warranty, express or implied, with respect to such information, its correctness or accuracy. Veriteque USA, Inc. employees' or representatives' ORAL OR OTHER WRITTEN STATEMENTS DO NOT CONSTITUTE WARRANTIES and shall not be relied upon by buyer.

Limitation of Liability

IN NO EVENT SHALL VERITEQUE USA, INC. BE LIABLE FOR ANY PUNITIVE, EXEMPLARY OR CONSEQUENTIAL DAMAGES, ANTICIPATED OR LOST PROFITS, INCIDENTAL DAMAGES, LOSS OF TIME, OR OTHER INDIRECT LOSSES OR EXPENSES THAT ARISE FROM ANY CAUSE RELATING TO OR ARISING FROM THE USE OR MISUSE OF THE PRODUCT, REGARDLESS OF THE FORM OF THE ACTION, WHETHER IN TORT (INCLUDING NEGLIGENCE), CONTRACT, STRICT LIABILITY OR OTHERWISE, AND REGARDLESS OF WHETHER THE COMPANY HAS BEEN ADVISED OF THE POSSIBILITY OF SUCH DAMAGES.

Procedure

If SwabTek's test swabs are used to collect a sample from a consumable good — i.e. plant material, cookies, gummies, candies, etc. — said item should NOT be consumed, regardless of outcome of the test, and should be disposed of in accordance with local regulation. If SwabTek's test swabs are used to collect a sample from a reusable product that users come into direct contact with — i.e. vape pens, pipes, bongs, etc. — said items should be cleaned thoroughly with soap and wiped dry prior to use.

NTK | Background

Veriteque USA, Inc.'s SwabTek Narcotics Test Kit (NTK) is a simple, intuitive identification test that can be used to screen for various types of narcotics. The Generation 2 NTK is currently available in two different varieties: Fentanyl+ and Nicotine+. SwabTek also produces a first generation of the NTK, which is available in four varieties: amphetamine, cocaine, cannabis, and heroin.

The NTK is a single use, dry reagent-based spot test that can be used to test liquid and solid samples and residue from nearly any surface for the presence of drugs of abuse. The test consists of two separate pieces, a test swab and a test card, that both come in a single sealed sachet.

The use of a test swab and test card helps simplify sample collection and analysis to a single step, and the entire process takes less than 20 seconds.

Unlike the industry standard tests that are dangerous and overly complex, the NTK test does not require any hazardous liquid chemicals, dropper bottles, or pressurized spray cans. The test also avoids any multi-stage testing that often includes procedures like breaking glass ampoules, or scooping, mixing and pouring samples.

Since the NTK test kits are lightweight, durable, and non-hazardous, they can easily be stored in wallets, pockets, or glove compartments for easy access and use on the go.



NTK | Carton

The NTK-GEN2 line of products are sold in two carton sizes, packs of 100 and packs of 2.

Each carton is labelled with the variety of test, and the number of total tests found in the carton.

In addition, each box is marked with information about the manufacturing lot, including lot number, and expiration information.



Carton Contents



Lot Info & Expiration Date

NTK | Sachet

The NTK consists of two pieces delivered in a single, air-tight sachet. Each sachet is equivalent to one, single-use test.

The front of the sachet is labelled with the SwabTek logo, and the name of the kit in the top right corner, indicating the group of narcotics for which the test screens.

The sachet is also marked with basic information that is standard to all NTK products, including the link to the products' terms of service (www.swabtek.com/terms) and contact information for the company.

The sachet measures 4.25" x 4.50", and is divided into two compartments. The narrower compartment on the left side of the sachet houses the NTK's Test Swab, and the right side houses the NTK's Test Card.

To open the sachet and access the components of the test, the user must tear open the sachet along the dotted line at top.

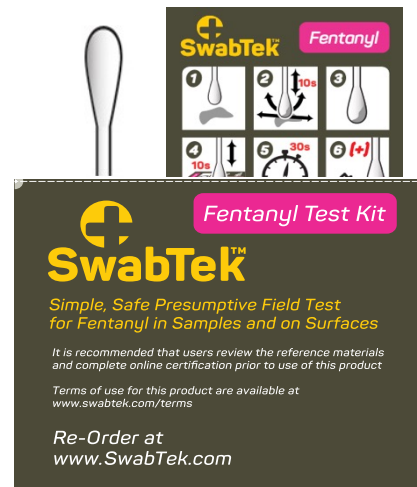
The top of the sachet must be removed completely to access the two separate compartments.

Test Name



Test Swab
Compartment

Test Card
Compartment



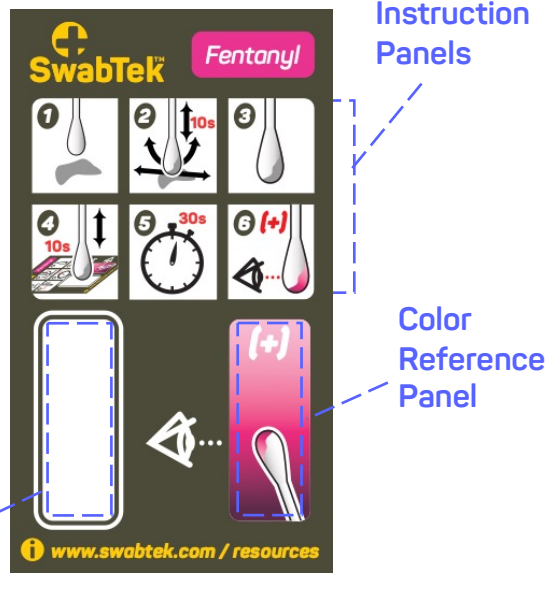
NTK | Test Card

The NTK test card is a 3.5" x 2" paper card that consists of three separate sections. The top right corner of the test card is printed with the name of the test in question, indicating the narcotics group that is being screened for.

1. Instruction Panels: These six images illustrate the steps in the testing process of the NTK, and are available here for the user to reference. A complete description of the stages is available in the later sections of this manual.

2. Test Zone: This is the site of the reagent that will be used in conducting the test. When combined with the sample from a test swab, this reagent will be responsible for the color change that will indicate the presumed presence of a narcotic. Since the reagent is printed onto the test zone in a powder form, it may be inadvertently removed from the paper strip by physical abrasion or rubbing or contaminated by contact with another object. To avoid abrasion or contamination, the user should avoid holding the card by the test zone.

3. Color Reference Panel: This color panel provides a quick reference guide for the colors that are indicative of a positive test for the presumed presence of the narcotic in question. Though the user should be familiar with the full color reference materials available in the manual, this panel can provide a quick reference for field-use of the test kits.



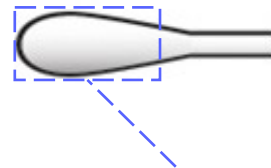

NTK | Test Swab

The NTK test swab is provided to help isolate and collect suspect residues and transfer the samples to the test card's test zone for analysis. Each test swab is pre-wetted with a solvent to assist in the collection of the sample.

To avoid contamination of the test swab, the user must hold the swab by the shaft only, and must not set the swab down on any surface prior to testing.

To aid in this, SwabTek recommends leaving the swab within its compartment of the sachet until the user is ready to start sample collection.

If the tip of the test swab is dry, it may be an indication that the NTK's sachet has been compromised. A dried swab may hinder the ability of the user to collect an appropriate sample. In this case, it is recommended that the tester use a new swab.



NTK Swab tip is pre-wetted with a solvent to help collect dry samples

NTK | General Testing Process

When residue containing a detectable narcotic is transferred to, and mixed with, the dry reagent zone on the NTK test card, the presumptive identification of the narcotic in question is indicated by an intense and rapid color change in the reagent. Depending on the nature of the sample, this color change may occur on the test swab, on the test card, or on both surfaces. For this reason, it is essential that the user check both the swab and card for indication of color change.

The color development for a positive result should be rapid and will often be permanent. Due to the variance in purity that may be present in any given sample, the intensity of the color development could range from weak to very strong. It is advised that users familiarize themselves with the expected color development of a positive result prior to conducting tests in the field in order to help assess test outcomes. Users can become familiar with test outcomes through use of this manual, studying the color reference panel on the test card and, if a safe and viable option, through secure and controlled first-hand practice on known positive samples.

Following the testing procedure, it is recommended that users take photographic record of the test result, both the NTK test card and NTK test swab, as well as the sample itself, and note the date, time, and conditions of the test (location, lighting, temperature, etc.). Although the color change present in a positive test result is permanent, the hue and intensity of the color may change over time with continued exposure to air, even if the test components are sealed, so a test result that is more than a few minutes old can no longer be considered valid for visual analysis. If a proper reading or a well-lit and color-balanced photograph is not captured in this timeframe, the user may be required to re-do the test.

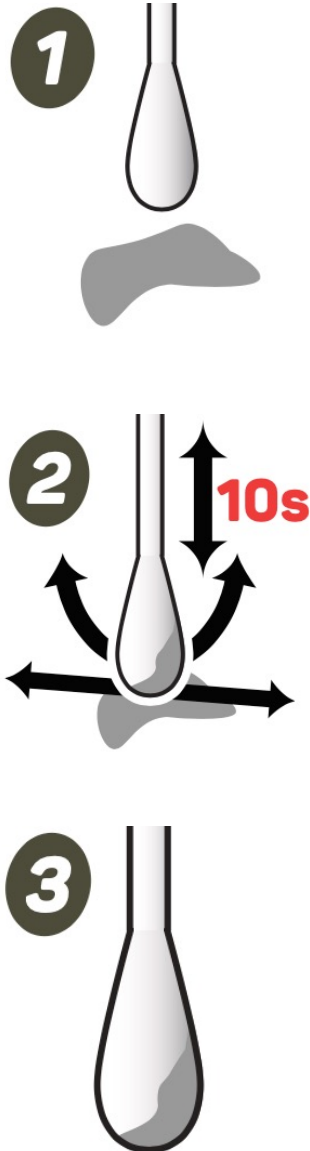
Following the completion of this procedure, the NTK test card, NTK test swab, and sample in question should be sealed in separate, secure, dry and air-tight storage if required for evidence. Otherwise, the test can be disposed of via recycling, or in accordance with local waste regulations. The NTK test card and NTK test swab do not contain any dangerous or hazardous materials, and do not require any special disposal procedures (acid neutralization, HAZMAT disposal, etc.)

NTK | Sample Collection

Once the user has identified the suspect substance, residue, or surface, the first step of the test is to gather the sample. The user should withdraw the NTK test swab from the sachet, being careful to handle by the shaft. The user should then dab on and around the sample for a minimum of 10 seconds. During this process, the swab should be held perpendicular to the test substance to ensure that the sample collection is concentrated on the tip. The swab should be dabbed with enough pressure to embed the test substance into the tip of the swab, but not so vigorously that the substance is disturbed or that the sample is knocked off of the swab's tip.

The user should aim to collect as much test substance as possible directly on the tip of the swab and avoid tilting or swiping the swab across the test surface. A more highly concentrated sample collection will help to ensure that any potential positive result creates a strong and definitive color change. If the test substance is visible to the naked eye, the user may inspect the tip of the swab to ensure that the substance is being collected properly.

Once a reasonable amount of test substance has been collected, the user should proceed immediately to the next phase of the testing procedure.

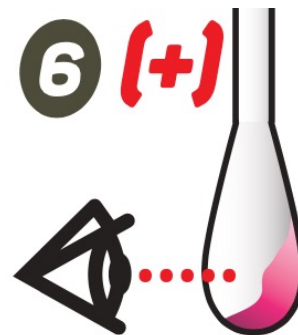



NTK | Conducting the Test

Directly following sample collection, the user should begin the sample testing procedure. The user should remove the NTK test card from its compartment of the sachet, and secure it against a stable backing (tabletop, counter, notebook, palm of gloved hand, etc.) to prepare for testing.

The user should take the test swab with the collected sample (see NTK | Sample Collection) and press firmly down against the test card's reagent zone. The test swab should be pressed down perpendicularly to the test zone and held for 2-3 seconds.

Once this is completed, the user should continue to dab around the test zone for another 5-10 seconds to ensure that the sample has ample opportunity to interact with the reagent. The user should then withdraw the test swab from the test card and prepare to analyze the results. Results may form instantaneously, or over the course of 30 or more seconds.



NTK | Analyzing Test Results

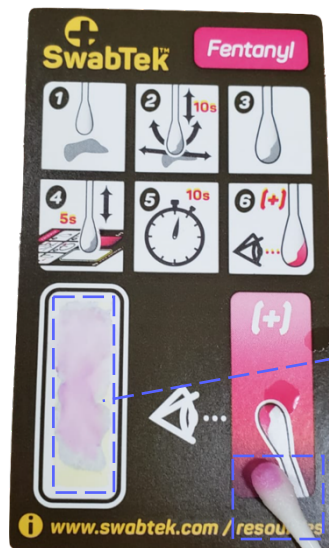
Prior to testing, the user should be familiar with the primary color that indicates a positive result. The user can refer to the color reference panel on the test cards, as well as the corresponding color indication table at the back of this manual as a reference guide for the color analysis.

Following the sample testing phase, the user should immediately look for evidence of a color change that would indicate a positive test result. The color development may occur on either or both of the NTK test card and NTK test swab, and the user should carefully inspect both for evidence of this result. An absence of color on either the test card or test swab does not in itself constitute a negative result, as the color change could be present on the other.

The color change of a positive result should be very rapid and permanent, and though the color may vary in intensity and hue due to the potential varied nature of sample compounds, it should contain the primary color expected of a positive result. The development of this primary color indicates a positive result for the presumed presence of the narcotic in question in the sample.

For example, the primary color indicative of a positive result for the Fentanyl+ variety of the NTK is PINK/PURPLE. Any indication of the development of the color pink or purple suggests a positive test result, even if the color that develops varies in hue and intensity (light pink to dark purple, as indicated in the color reference panel of the test card).

The absence of any color change, or a color change that is not consistent with the primary color expected of a positive result is classified as a negative result for the presumed presence of the narcotic in question in the sample.



**Distinct Pink/Purple
Color Change on Swab or
Card Test Zone =
Positive Result**

NTK | Troubleshooting

The SwabTek NTK test kits are designed to detect the presumed presence of drugs of abuse in samples. The results of the test are presumptive only, indicating to the best of the test's capability a presumption that the target compound is or is not likely to be present in a given sample. Presumptive tests should not be used to determine the legitimacy or legality of the presence of narcotics.

As SwabTek's tests are a color change test that rely on the user to draw conclusions about the results, there are a number of factors to consider about the use of the test. The following can result in mistaken readings that are based on human or procedural error, rather than an error with the color chemistry:

- Improper/non-white lighting used in the test procedure
- Partial to full color blindness of the operator
- Highly colored/color-producing samples used in testing (wet or dry paints, dyes, tea leaves, etc.)
- Highly viscous or thick samples used in testing (candle wax, silicone oil, engineering grease, etc.)
- Testing conditions where the NTK test swab, NTK test card, or sample may have been compromised (heavy rain, smoke, extreme temperatures, etc.)

For certain NTK varieties, there are known False Positive compounds that will produce similar test results to the target compound. These False Positive compounds are typical of all presumptive color change tests and are detailed in the Color Reference Charts at the end of this manual. It is important that users be cognizant of the known False Positives and use their best judgment in applying this knowledge in the context of their testing.

If the user is ever unsure about the procedure or result of a test, the test should be re-done. If the user is uncertain about an element of conducting or analyzing the test, and cannot find answers in the reference materials, they should contact a member of SwabTek's team with relevant support (photographs, descriptions, test information) if applicable.


NTK | Fentanyl+ Test

The Fentanyl+ Test Kit is designed as a multi-drug screen for **FENTANYL**, a number of **MAJOR FENTANYL ANALOGUES**, as well as a number of other **HIGH-THREAT NARCOTICS**.

The presumed presence of one of the target compounds is indicated by the distinct and rapid development of the colors pink or purple. The color development indicative of a positive result will be distinct and separate from the color present in the reagent. It is recommended that users trial a negative result using a blank swab in order to assess the color effects of the reagent during testing.

The NTK-Fentanyl+ test produces the following results, based on third-party testing:

PRIMARY FENTANYL ANALOGUES

Test Target	Level of Detection	Positive Color Range
Fentanyl HCl	3 µg	
Methoxyacetyl Fentanyl HCl	5 µg	
Fentanyl Citrate	11 µg	
Furanyl Fentanyl HCl	5 µg	











OTHER NARCOTICS DETECTED (LOD < 50 µg)

Compound Class	Compounds
Fentanyl Analogues	2-fluoro-ortho Fentanyl, Carfentanil HCl, Lofentanil HCl, Remifentanil Oxalate, Sufentanil Oxalate
Synthetic Opioids	Heroin, Meperidine
Amphetamines	Methamphetamine HCl, MDMA HCl, D-Amphetamine HCl, Ephedrine, Pseudoephedrine
Other Cyclic Amine Narcotics	Phencyclidine (PCP), Methylphenidate (Ritalin)









KNOWN FALSE-POSITIVES

Compound
Brompheniramine Maleate, Quinine HCl

NTK | Fentanyl+ Test – FENTANYL Positives

Compound	Color Reaction	
Control (Blank Swab)		 NEGATIVE
Fentanyl		 POSITIVE
Fentanyl HCl		 POSITIVE
Furanyl Fentanyl		 POSITIVE
Fentanyl Citrate		 POSITIVE

NTK | Fentanyl+ Test – FENTANYL ANALOGUE Positives

Compound	Color Reaction	
2-fluoro ortho-Fluorofentanyl		 POSITIVE
Norfentanyl		 POSITIVE
Carfentanil		 POSITIVE
Sufentanil		 POSITIVE

NTK | Fentanyl+ Test – NIJ Cross-Sensitivity Testing

Compound	Group	Test Result	Correct Result
Acetaminophen	NIJ Compound	NEGATIVE	YES
Alprazolam	NIJ Compound	NEGATIVE	YES
Aspirin	NIJ Compound	NEGATIVE	YES
Baking Soda	NIJ Compound	NEGATIVE	YES
Brompheniramine Maleate	NIJ Compound	POSITIVE	NO
Chlordiazepoxide HCl	NIJ Compound	NEGATIVE	YES
Chlorpromazine HCl	NIJ Narcotic	POSITIVE	YES
Contac	NIJ Compound	NEGATIVE	YES
Diazepam	NIJ Compound	NEGATIVE	YES
Doxepin HCl	NIJ Compound	POSITIVE	NO
Dristan	NIJ Compound	NEGATIVE	YES
Ephedrine HCl	NIJ Narcotic	POSITIVE	YES
Excedrin	NIJ Compound	NEGATIVE	YES
Hydrocodone Bitartrate	NIJ Compound	NEGATIVE	YES
Mace	NIJ Compound	NEGATIVE	YES
Meperidine HCl	NIJ Narcotic	POSITIVE	YES
Methaqualone	NIJ Compound	NEGATIVE	YES
Methylphenidate HCl	NIJ Narcotic	POSITIVE	YES
Nutmeg	NIJ Compound	NEGATIVE	YES
Phencyclidine HCl	NIJ Narcotic	POSITIVE	YES
Pseudoephedrine HCl	NIJ Narcotic	POSITIVE	YES
Quinine HCl	NIJ Compound	POSITIVE	NO
Salt	NIJ Compound	NEGATIVE	YES
Sugar	NIJ Compound	NEGATIVE	YES
Tea	NIJ Compound	NEGATIVE	YES
Tobacco	NIJ Compound	NEGATIVE	YES
CORRECT RESULTS			23/26
NIJ SPECIFICITY			88%

Document • NTK-GEN2-MANUAL / Version • 1.2


NTK | Nicotine+ Test

The Nicotine+ Test Kit is designed as a multi-drug screen for **ADULTERANTS IN VAPING PRODUCTS (OIL, JUICE, etc.)** including **NICOTINE**, as well as a number of other **HIGH-THREAT NARCOTICS**.

The presumed presence of one of the target compounds is indicated by the distinct and rapid development of the color blue. The color development indicative of a positive result will be distinct and separate from the color present in the reagent. It is recommended that users trial a negative result using a blank swab in order to assess the color effects of the reagent during testing.

The NTK-Nicotine+ test produces the following results, based on third-party testing:

HIGH-THREAT ADULTERANTS IN VAPING PRODUCTS





Test Target	Level of Detection	Positive Color Range
Nicotine	10 µg	
Heroin	5 µg	
MDMA	20 µg	
Cocaine HCl	25 µg	
Amphetamine	20 µg	
Methamphetamine HCl	25 µg	
Fentanyl HCl	12 µg	

OTHER POSITIVE RESULTS (LOD < 50 µg)

Compound
ANPP, Carfentanil, Hydrocodone, Morphine, NPP, Procaine, Pseudoephedrine, etc.

Document • NTK-GEN2-MANUAL / Version • 1.2

NTK | Nicotine+ Test – NICOTINE Positive

Compound	Color Reaction	
Control (Blank Swab)		 NEGATIVE
Nicotine		 POSITIVE



Contact SwabTek

Veriteque USA, Inc. (SwabTek)
8920 Kenamar Drive, Suite 202
San Diego, CA 92121

Ph: + 1-775-277-7997
Website: www.SwabTek.com
Contact: Sales@SwabTek.com