


CASAMBI LED Controller

Model No: PB.0

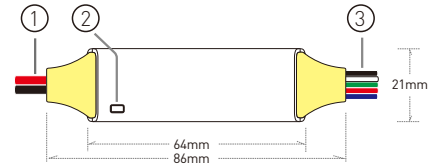
Single color to RGBW
Full protection
CV output



■ Introduction

The PB.0 LED controller is designed to drive constant voltage LED products in voltage range of DC6-24V. It can be controlled by the CASAMBI app or compatible CASAMBI remote controllers. With advanced wireless network and smartphone connection technology, user can control multiple controllers along with other CASAMBI products by smartphones. With compact housing and lead wire design, the controller can be installed in narrow space. The IP68 waterproof feature is supported on -S version for various applications.

■ Dimension & Terminal



1. Power supply input

The controller supply voltage range is from DC 6V to 24V. The red power cable should be connected to power positive and black to negative. The output voltage is at same level as the power voltage, please make sure the power supply voltage is correct and the power wattage is capable for the load wattage. Please be noted the positive power cable is directly connected to the output ⊕ cable inside the controller.

2. Work status indicator

This indicator shows all working status of the controller. It displays different events as following:

- Steady blue:** Normal working.
- Short white blink:** Command received.
- Red flash:** Overload protection.
- Yellow flash:** Overheat protection.

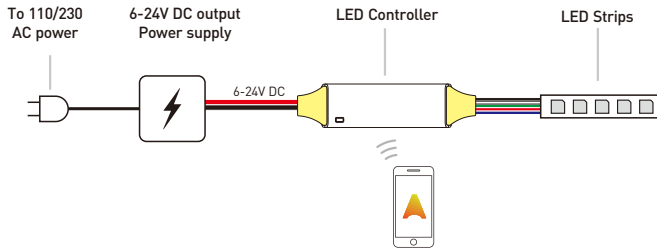
3. LED output

Connect to LED loads. The LED loads need to be constant voltage driving and with common anode connection. Please make sure the LED rated voltage is same as the power supply and each channel's maximum load current is below the controller's rated current.

The PB.0 model can be configured to different application for single color, tunable white, RGB or RGBW. For different application, the 1-4 channel is mapped as following table:

Application	CH1(white cable)	CH2(green cable)	CH3(red cable)	CH4(blue cable)
Single color	Single color	Single color	Single color	Single color
Tunable white	Cool white	Warm white	No use	No use
RGB	No use	Green	Red	Blue
RGBW	White	Green	Red	Blue

4. Wiring diagram



5. Waterproof (-S version)

The -S version controller has IP-68 waterproof feature with glue injection finish. For overall waterproof performance, the cables must be waterproof treated separately.

Wireless signal degrade : The wireless communication ability could degrade when using at wet environment, please be aware that the wireless control distance will be shortened in such case.

6. Protection function

The controller has full protection function against wrong wiring, output short circuit, overload and overheat. It will stop working and the indicator will flash red at overload or short circuit situation, the indicator will flash yellow at overheat situation. The controller will try to recover from protection every 10 seconds after protection occurred, and will automatically recover working when the condition is good.

7. Change model function

The controller can be configured to single color, tunable white, RGB and RGBW function by CASAMBI app. Please select the 'Change profile' function for non-paired controller on app to change model function.

■ Specification

Working voltage	DC 6-24V
Rated output current	3A for each channel , total max 12A.
Standby power	<0.5W
Wireless connection	CASAMBI protocol based on bluetooth LE
Output mode	PWM constant voltage, frequency at 500Hz, 1KHz, 2KHz, 4KHz
Working temperature (Ta)	-20°C~+55°C
Waterproof	IP63 for standard version, IP68 for -S version
Dimension	86x21x8.5mm