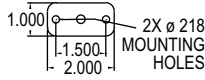
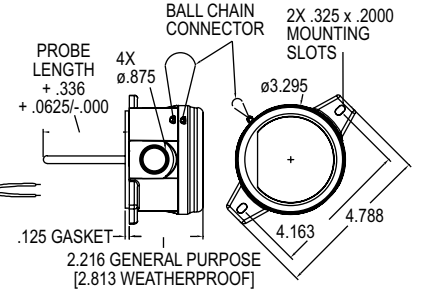
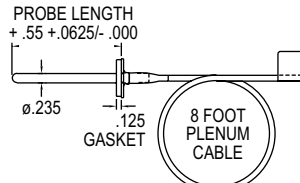
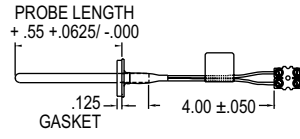

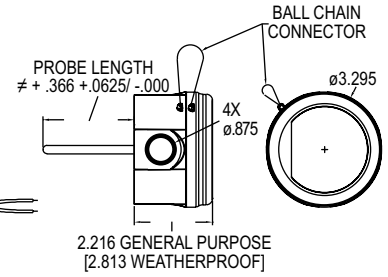
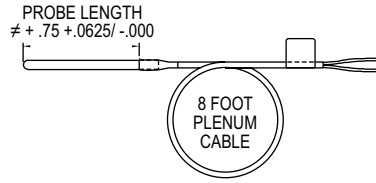
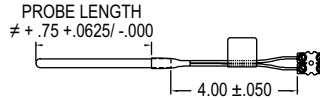


DUCT AND IMMERSION BUILDING AUTOMATION TEMPERATURE SENSORS

Available up to 18" Probe Length, Thermistor or RTD Outputs



The Series TE Duct and Immersion Building Automation Temperature Sensors can be used to monitor air or water temperature throughout a building management system or an air handler unit. Duct or immersion options available with or without an enclosure.

FEATURES/BENEFITS

- Easy to mount external tab housing and flange options for duct applications
- 1/4 turn housing cover with chain to prevent dropping
- Multiple conduit knockouts for easy installation positioning
- 8' plenum rated cable option
- Terminal connector eliminates need for wire nuts

APPLICATIONS

- Building automation
- VAV temperature sensing
- Chiller or boiler loops
- AHU monitoring

SPECIFICATIONS

Accuracy: Thermistor temperature sensor: $\pm 0.22^{\circ}\text{C}$ @ 25°C ($\pm 0.4^{\circ}\text{F}$ @ 77°F); RTD temperature sensor: DIN class A: $\pm 0.15^{\circ}\text{C}$ @ 0°C ($\pm 0.28^{\circ}\text{F}$ @ 32°F).

Temperature Limits: Operating: -40 to 302°F (-40 to 150°C).

Sensor Curves: See page reference 1 below.

Cable Rating: Plenum option includes UL listed plenum cable.

Housing Material: Meets UL, 94 V-0 polycarbonate plastic.

Housing Rating: NEMA 4X (IP66) (DFW, IBW only).

Weight: 5.3 oz (150.3 g).

Agency Approvals: Meets the technical requirements of EU Directive 2011/65/EU (RoHS II).

MODEL CHART								
Example	TE	-DFN	-A	04	4	8	-00	TE-DFN-A0448-00
Series	TE							Temperature sensor
Mounting Configuration		DFN DFG DFW IBN IBG IBW						Duct mount probe only Duct mount probe in general purpose housing Duct mount probe in NEMA 4X housing Immersion probe only Immersion probe in general purpose housing Immersion probe in NEMA 4X housing
Sensor Type			A B C D E F Q					10k Ω type III thermistor 10k Ω type II thermistor 3k Ω thermistor Pt100 Ω RTD Pt1000 Ω RTD 20k Ω thermistor 10k Ω type III with 11k Ω shunt
Probe Length				25 04 06 08 12 18				2.5" 4" 6" 8" 12" 18" (DFN/DFG only)
Probe Diameter					4			1/4" double encapsulated
Termination						3 4 7 8		4" leads with spade connectors 4" leads 8' plenum rated cable with spade connectors 8' plenum rated cable
Fittings							00 12 14	None (probe only) 1/2" NPT compression fitting 1/4" NPT compression fitting

1 Resistance vs. Temperature Table: See page 162 (Series TE-OND/RND/OSA)