





**milk
shake**[®]
integrity



nourishing shampoo

sulfate free-paraben free

nourishing shampoo
for all hair types

-  1 apply evenly to **wet** hair. (*scalp and lengths*)
-  2 lather.
-  3 rinse.
-  4 repeat if necessary.



**nourishing
conditioner**
paraben free

deep nourishing
conditioner



1 apply evenly to clean, **damp** hair.
(2.5-5 cm away from the roots all over the length and ends)



2 comb through using your fingers. *(or specific comb)*
(detangling all throughout the length)



3 leave in for 2-3 minutes.



4 rinse well.



**intensive
treatment**
paraben free

nourishing deep
treatment mask



apply evenly to clean, **damp** hair.
(2.5-5 cm away from the roots all over the length and ends)



comb through using your fingers. *(or specific comb)*
(detangling all throughout the length)



leave in for 5-10 minutes.



rinse well.



nourishing muru muru butter

nourishing butter
for hair



put 10ml in a specific bowl. *(melt if necessary)*



add 30 ml of milk_shake[®] integrity intensive treatment.
(or your choice of conditioner or mask)



mix well.



apply the mix evenly to clean, **damp** hair.
(2.5-5 cm away from the roots all over the length and ends)



comb through using your fingers. *(or specific comb)*
(detangling all throughout the length)



leave in for 5-10 minutes.
(for best results use a heating cap)



rinse well.



nourishing muru muru butter

nourishing butter
for hair

very specific for super dry hair



distribute over **dry** lengths and ends before cleansing.
(2.5-5 cm away from the roots all over the length and ends)



massage through.
(detangling gently all throughout the length)




leave in for 5-10 minutes.



cleanse with milk_shake[®] integrity nourishing shampoo.
(make sure you apply the shampoo and massage it into the hair before you apply the water)



rinse well.

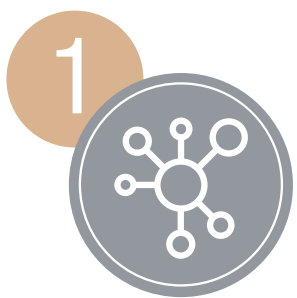


continue with milk_shake[®] integrity nourishing conditioner.



repairing hair


concentrated repairing
protein treatment



distribute the entire vial over clean **wet** hair.
(2.5-5 cm away from the roots all over the length and ends)



massage until you see white foam that turns into a cream.



comb through using your fingers. *(or specific comb)*
(detangling all throughout the length)



leave in for 5 minutes.



rinse well.



incredible oil

repairing and protective oil
for damaged hair
or split ends

-  1 separate clean, **towel dry** hair taking 2 cm wide sections.
-  2 spray evenly over the section. (*20 cm away from the hair*)
-  3 massage the oil into the hair length.
(*giving special attention to the ends*)
-  4 comb through to distribute the product evenly.
-  5 do not rinse.
-  6 proceed with blow dry (*apply heat*) and styling.

milk_
shake[®]
integrity

RECONSTRUCTION
- S Y S T E M -



a Integrity rebuilder

intensive reconstruction
treatment for damaged hair



cleanse the hair with milk_shake[®] deep cleansing shampoo, and rinse.



divide the hair into 4 sections and apply milk_shake[®] integrity rebuilder evenly using the milk_shake[®] micro nebulizer or by directly spraying the product into the hair.

(for thick long hair it's preferable to divide each of the 4 sections into smaller 2.5 cm sections)



massage with the fingertips to guarantee a greater penetration of the product and comb through.



move on to step b with milk_shake[®] integrity fibre sealant.


**milk
shake**[®]
integrity

RECONSTRUCTION
- S Y S T E M -



b
Integrity
fibre sealant

nourishing sealing treatment
for damaged hair



apply to hair after having applied milk_shake[®] integrity
rebuilder **step a.**



massage into the most damaged areas to guarantee an even
distribution of the product.



leave in for 10 minutes under a heat source. (*heat cap*)



rinse well and proceed to conditioning.

milk_shake® integrity

RECONSTRUCTION
- S Y S T E M -



nourishing muru
muru butter

nourishing butter
for hair



nourishing
conditioner
paraben free

deep nourishing
conditioner

conditioning



1 mix 10ml of milk_shake® integrity nourishing muru muru butter with 30ml of milk_shake® integrity nourishing conditioner.



2 apply the mix evenly to clean, **damp** hair.
(2.5-5 cm away from the roots all over the length and ends)



3 comb through using your fingers. *(or specific comb)*
(detangling all throughout the length)



4 leave in for 5-10 minutes.
(for best results use a heating cap)



5 rinse well.

integrity

- EXPRESS - TREATMENT



time: _____
10 minutes



expected results: _____

softness	_____	● ● ● ○
shine	_____	● ● ● ○
repair	_____	● ○ ○ ○
color protection	_____	○ ○ ○ ○
frequency	_____	once / twice per week

cost

10_{JDS}



steps: _____

- ① milk_shake[®] integrity nourishing shampoo.
- ② milk_shake[®] integrity repairing hair.
- ③ milk_shake[®] incredible oil
(or milk_shake[®] whipped cream,
milk_shake[®] leave-in conditioner
or milk_shake[®] incredibel milk).

click on
any step
to view
how

integrity
- MURU MURU -
+
INTENSIVE TREATMENT



time: _____
30 minutes



expected results: _____

softness	_____	● ● ● ●
shine	_____	● ● ● ○
repair	_____	● ● ○ ○
color protection	_____	● ● ○ ○
frequency	_____	once every week or every other week

cost

25JDS
(3 for **50**JDS)



steps: _____

click on
any step
to view
how

- ① milk_shake[®] integrity nourishing shampoo.
- ② milk_shake[®] integrity muru muru butter
+ milk_shake[®] integrity intensive treatment mix.
- ③ milk_shake[®] integrity incredible oil.

integrity

- RECONSTRUCTION -



time: _____
60 minutes



expected results: _____

softness	● ● ○ ○
shine	● ● ○ ○
repair	● ● ● ●
color protection	● ● ○ ○
frequency	once a week for 4 weeks

cost
40 JDS
(2 for 60 JDS)
(4 for 90 JDS)



steps: _____

- ① milk_shake[®] deep cleansing shampoo.
- ② milk_shake[®] integrity a rebuilder.
- ③ milk_shake[®] integrity b sealant.
- ④ milk_shake[®] integrity muru muru butter + milk_shake[®] integrity nourishing conditioner.
- ⑤ milk_shake[®] integrity incredible oil.

click on
any step
to view
how

integrity

- SHIELD: BLEACH -



time: _____
10 minutes



expected results: _____

softness	_____	○ ○ ○ ○
shine	_____	○ ○ ○ ○
repair	_____	● ● ● ●
color protection	_____	○ ○ ○ ○
frequency	_____ with every bleach service	

cost

+10JDS
to your
color service



steps: _____

click on
any step
to view
how

- ① rinse the bleach well.
- ② milk_shake[®] integrity reconstruction a rebuilder.
- ③ heat: until 80% dry.
- ④ apply toner and proceed.

integrity

- INTEGRITY SHIELD: - BLEACH & COLOR SEAL



time: _____
25 minutes



expected results: _____

softness	_____	● ● ● ○
shine	_____	● ● ● ○
repair	_____	● ● ● ●
color protection	_____	● ● ● ○
frequency	_____	with every bleach or color service

cost

+25JDS
to your
color service



steps: _____

- ① rinse the bleach well.
- ② milk_shake[®] integrity reconstruction a rebuilder.
- ③ heat: until 80% dry
- ④ apply toner, allow to process and rinse
- ⑤ shampoo
- ⑥ milk_shake[®] integrity reconstruction b sealant.
(exact steps)
- ⑦ condition using *(milk_shake[®] integrity muru muru butter + milk_shake[®] integrity nourishing conditioner mix)*

click on
any step
to view
how