

HSP Pressure Regulating Valve



Cast Steel & Stainless Steel Pressure Regulating Valve

Pilot-Operated REGULATORS

Model	HSP & HSP-SS Series
Sizes	1", 1½", 2", 3", 4"
Connections	150#/300# Flange
Body Material	Cast Steel or Stainless Steel
PMO Max. Operating Pressure	450 PSIG
TMO Max. Operating Temperature	650°F
PMA Max. Allowable Pressure	550 PSIG @ 650°F
TMA Max. Allowable Temperature	650°F @ 550 PSIG

OPERATING PRESSURES

Inlet Pressure Range:
15-450 PSIG (standard Main Valve)
5-20 PSIG (low-pressure Main Valve)

Minimum Differential Pressure:
10 PSIG (standard Main Valve)
3 PSIG (low-pressure Main Valve)

PRESSURE-ADJUSTING SPRING RANGES


Pressure Ranges	Identifying Colors
10-40 PSIG	yellow
25-100 PSIG	blue
75-300 PSIG	red

Typical Applications

The **HSP & HSP-SS Series Main Valve with integral Pressure Pilot** reduces steam pressure in steam system piping mains and process applications. This pilot-operated regulator is specifically used in applications where the properties and benefits of Cast Steel or Stainless Steel are desired and/or specified. Using steel as the material of construction for the main valve body extends the pressure-temperature rating of the regulator. A unique two-bolt pilot adapter design and field-reversible tubing offer even greater versatility to this type of regulator, further reducing maintenance downtime. These valves share the same design and proven reliability of the Watson McDaniel HD-Series Regulators, providing extremely accurate control of downstream system pressure even when inlet pressure to the regulator fluctuates or steam usage varies.

Features

- Cast Steel body for higher pressure and temperature ratings
- Stainless Steel body for improved corrosion resistance
- New, convenient bolt-on pilot design simplifies installation
- New diaphragm design improves performance and extends life
- Hardened stainless steel trim for extended life
- Optional Stellite trim available
- Full port strainer and blowdown valve on pilot adapter for ultimate protection from dirt and scale
- Maintains downstream pressure to ±1.0 PSIG
- Choice of three overlapping spring ranges
- Pre-mounted pilot & tubing simplifies installation



Pilot Mounting

Standard pilot mounting is on the right side of the regulator when looking into the outlet port. For opposite-mounting, specify when ordering. Pilot mounting on HSP & HSP-SS regulators are field-reversible.

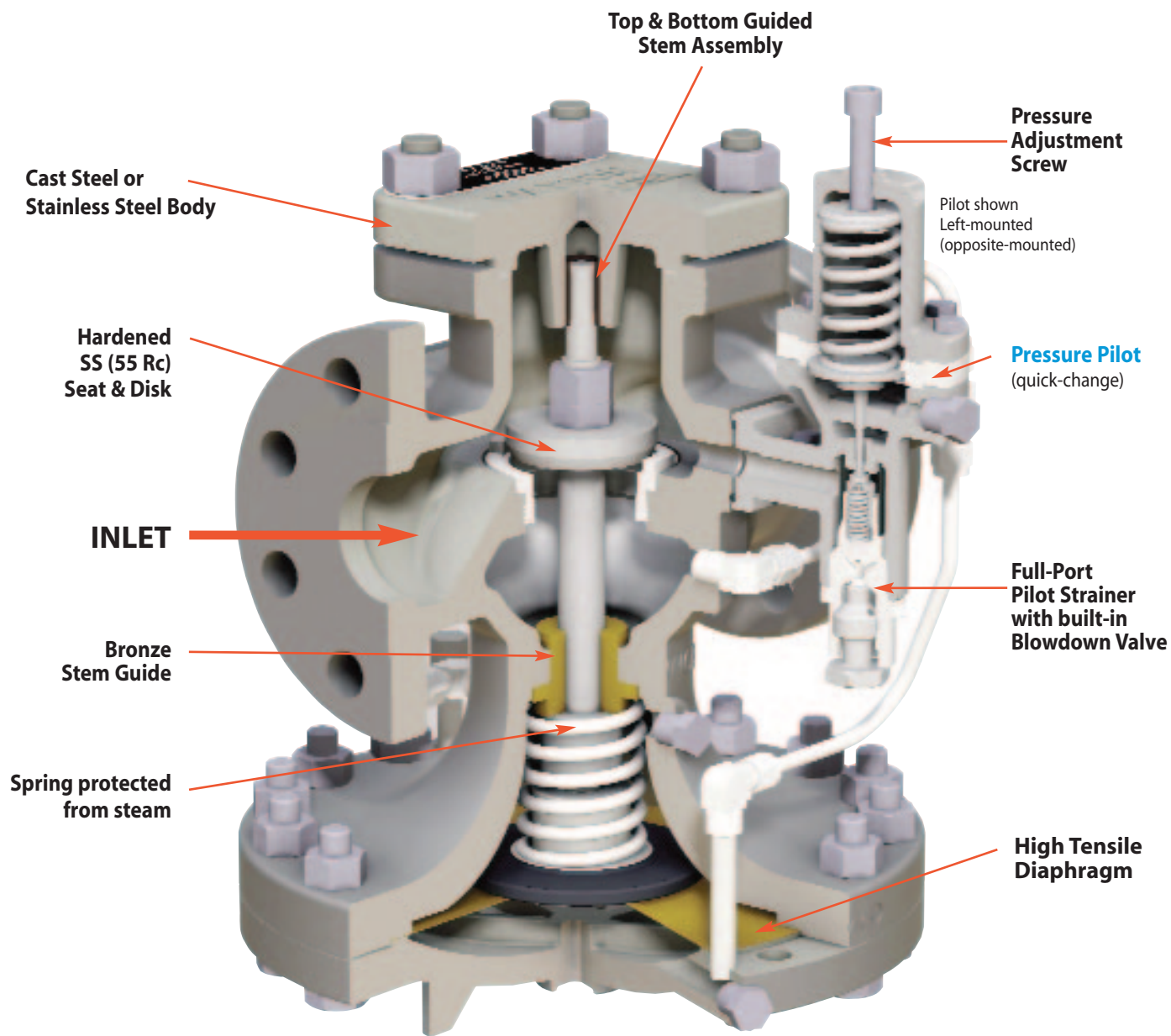
Pressure Pilot

The spring-adjusted Pilot is used for general purpose pressure reducing applications.

MATERIALS

Body (HSP)	ASTM A-216 GR WCB
Body (HSP-SS)	ASTM A-351 CF8M
Cover	ASTM A-216 GR WCB
Diaphragm Cover	ASTM A-216 GR WCB
Pilot	ASTM A-216 GR WCB
Gaskets	Garlock 3400/grafoil SLS
Seat	420F SS (optional Stellite seat, consult factory)
Disc	420F SS
Diaphragm	Bronze
Diaphragm for LP Model	EPDM
Mfg. Bolts	SA-193 GR B7
Spring	302 SS
Stem	416 SS

Cast Steel & Stainless Steel Pressure Regulating Valve



Pilot-Operated
REGULATORS

Pressure Regulator shown with Left-mounted Pilot
(right-mounted is standard)

Cast Steel & Stainless Steel Pressure Regulating Valve

Pilot-Operated REGULATORS

Model includes HSP Main Valve with Pressure Pilot

Size/Connection		Model Code HSP	Model Code HSP-SS	Pressure Pilot Range (PSI)	Weight lbs
1"	150# FLG	HSP-14-F150-Y	Same as HSP; add - SS. Example: HSP-SS-16-F150-Y	10-40	36
		HSP-14-F150-B		25-100	
		HSP-14-F150-R		75-300	
	300# FLG	HSP-14-F300-Y		10-40	
		HSP-14-F300-B		25-100	
		HSP-14-F300-R		75-300	
1 1/2"	150# FLG	HSP-16-F150-Y		10-40	60
		HSP-16-F150-B		25-100	
		HSP-16-F150-R		75-300	
	300# FLG	HSP-16-F300-Y		10-40	
		HSP-16-F300-B		25-100	
		HSP-16-F300-R		75-300	
2"	150# FLG	HSP-17-F150-Y		10-40	87
		HSP-17-F150-B		25-100	
		HSP-17-F150-R		75-300	
	300# FLG	HSP-17-F300-Y		10-40	
		HSP-17-F300-B		25-100	
		HSP-17-F300-R		75-300	
3"	150# FLG	HSP-19-F150-Y	10-40	170	
		HSP-19-F150-B	25-100		
		HSP-19-F150-R	75-300		
	300# FLG	HSP-19-F300-Y	10-40		
		HSP-19-F300-B	25-100		
		HSP-19-F300-R	75-300		
4"	150# FLG	HSP-20-F150-Y	10-40	255	
		HSP-20-F150-B	Consult Factory		
		HSP-20-F150-R	75-300		
	300# FLG	HSP-20-F300-Y	10-40		
		HSP-20-F300-B	Consult Factory		
		HSP-20-F300-R	75-300		



Pilot Ranges

Code	Color	PSIG
Y	Yellow	10-40
B	Blue	25-100
R	Red	75-300

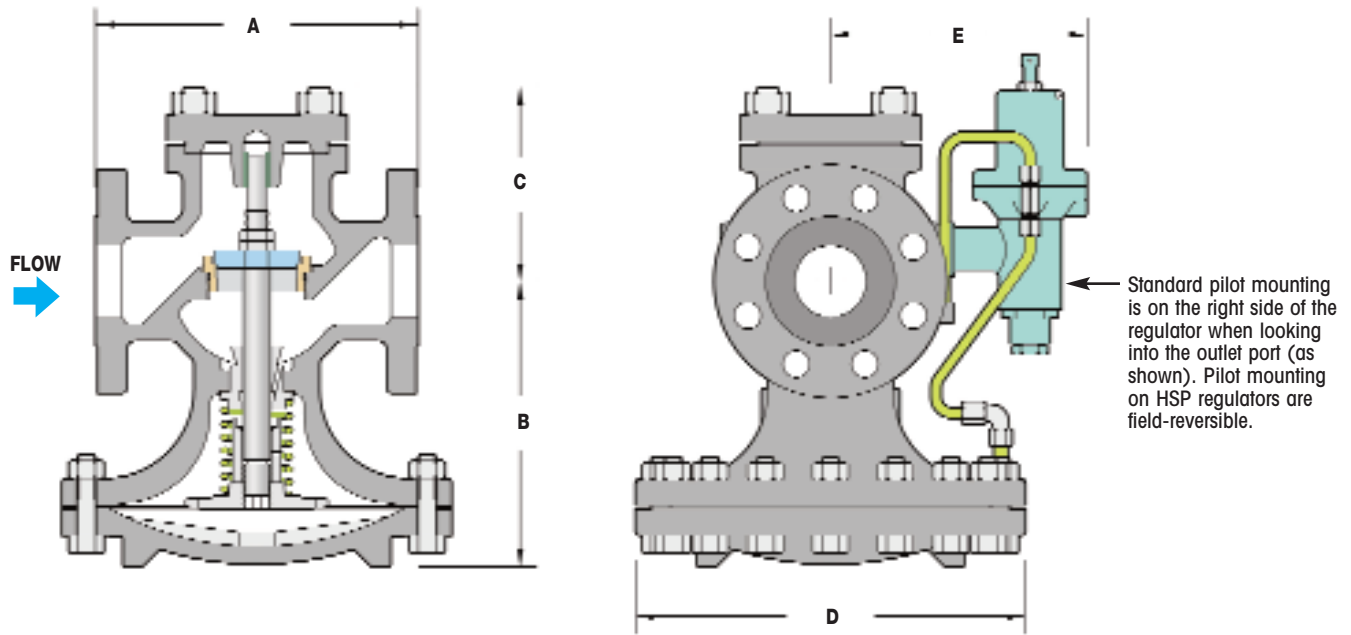
Model Configuration Chart

Models		Code	Size	Code	Connection	Code	Pressure Range (PSIG)	Code	Options (Suffix)
HSP	Full Port	14	1"	F150	150# Flanged	Y	10-40 (yellow)	SSXT	Stainless Steel External Tubing
HSPR	Reduced Port	16	1 1/2"	F300	300# Flanged	B	25-100 (blue)	ST	Stellite Trim
		17	2"			R	75-300 (red)	LP	Low Pressure Main Valve Spring
		19	3"					SSD	SS Diaphragm
		20	4"						

Example Model Codes:

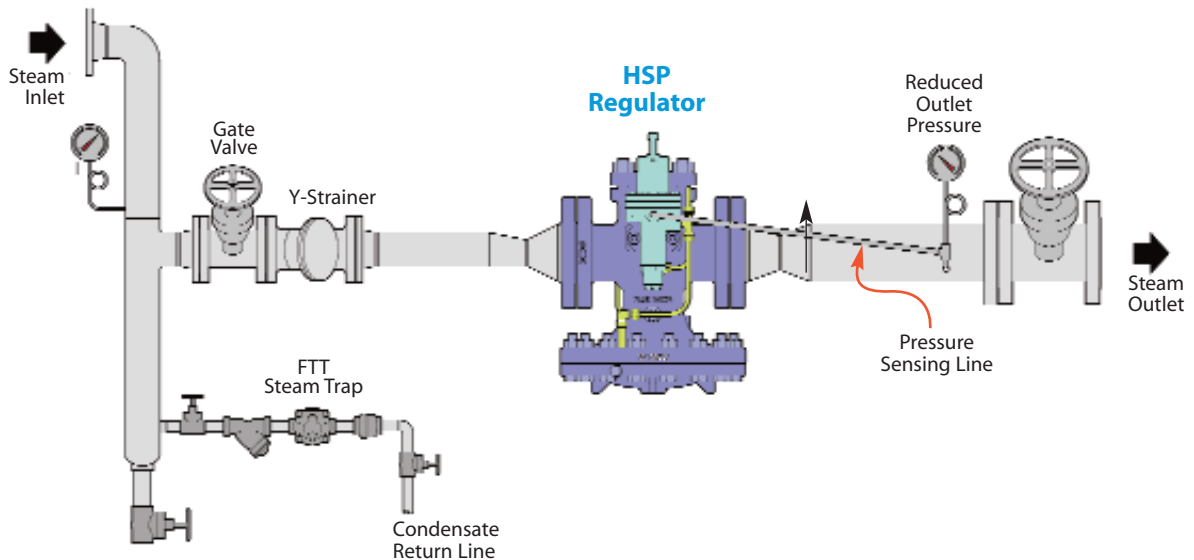
- 1) **HSP-17-F150-Y** (HSP Full port valve, 2" 150# Flg, 10-40 PSIG, with no options)
- 2) **HSPR-17-F300-B-ST** (HSP Reduced port valve, 2" 300# Flg, 25-100 PSIG, with Stellite Trim)

Cast Steel & Stainless Steel Pressure Regulating Valve



Pilot-Operated REGULATORS

DIMENSIONS HSP Series – inches								
Size	(A) Face-To-Face		B	C	D	E	Weight (lbs)	
	150#	300#					150#	300#
1"	5 1/2	6	6 1/4	3 1/2	7	6 3/8	40	45
1 1/2"	6 7/8	7 3/8	7 3/8	4 7/8	8 3/4	7 1/16	55	60
2"	8 1/2	9	8 1/4	5 3/8	10 7/8	7 3/16	75	85
3"	10	10 3/4	8 7/8	6 3/4	13 1/4	8 3/16	130	145
4"	11 7/8	12 1/2	10 7/8	7 1/2	14 3/4	9 5/16	215	235



Pressure Reducing Station for Steam Application