



Follow the instructions to print this template correctly and choose the size of your ring by ROOSIK&CO.

PRINTING

Once you have opened this file, go to the menu
FILE > Print > Page scaling
> None > OK.

CHECKING

Check that the printed template is correct
by using a ruler to measure the square.
It must measure 1 cm x 1 cm.

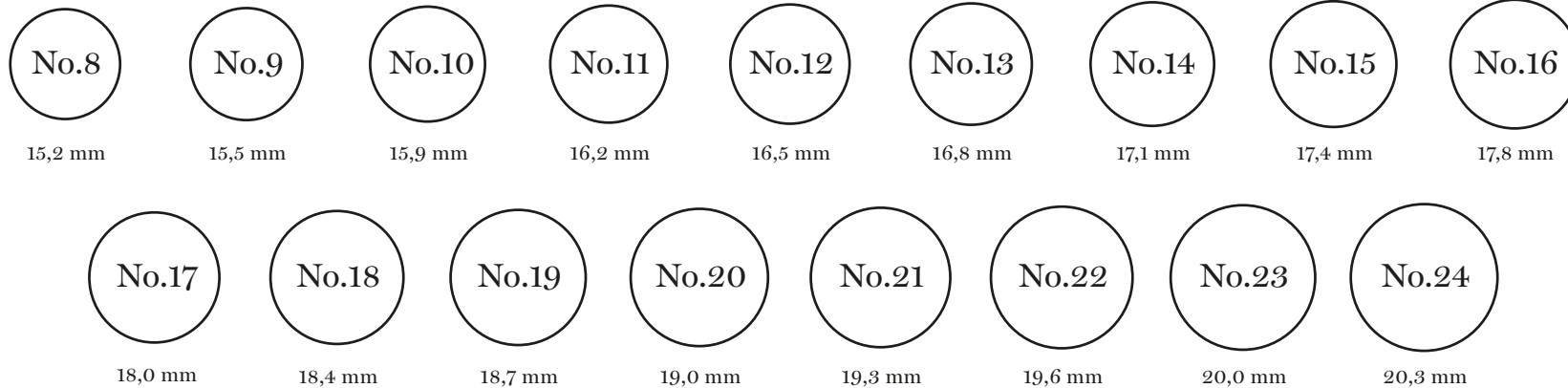
CALCULATE THE SIZE USING A RING

Place the ring that you want to measure on top of the circles until the circle fits the inside of the ring.
If you cannot decide between two sizes, choose the larger size. For larger rings add a size, since as it is wider you will need one number higher.

Small sizes
for girls

More usual sizes
for girls

More usual sizes
for wide rings



Not sure? Call us on 972 20 47 85 and we'll help you out, no strings attached.

Or, if you prefer, we can send you a Ring Gauge by post.


This service requires a deposit of 25 euros but the deposit will be refunded once you order your ROOSIK&CO ring.

Order your Size Gauge here: shop@roosik.com

SIZES GUIDE · BRACELETS



Follow the instructions to print this template correctly and choose the size of your bracelet by ROOSIK&CO.



PRINTING

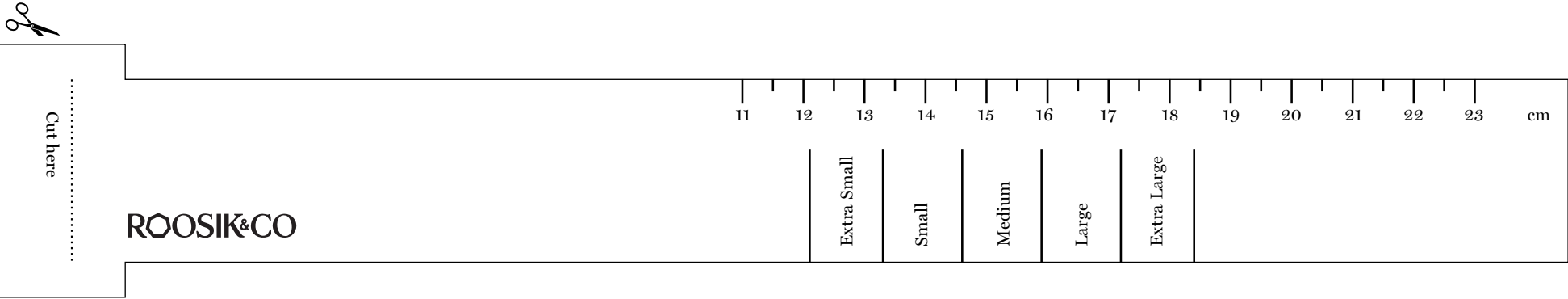
Once you have opened this file, go to the menu FILE > Print > Page scaling > None > OK.

CHECKING

Check that the printed template is correct by using a ruler to measure the square. It must measure 1 cm x 1 cm

CALCULATE THE SIZE

Cut out this paper bracelet, which includes a Wrist Gauge. When you print it out, remember to follow the instructions given above to ensure the measurements are accurate. You can also use a tape measure. If you don't have one to hand, use a piece of string: just wrap it around the wrist, but not too tightly, and then measure its length with a ruler.



Most of our bracelets are adjustable and can therefore be adapted to a range of wrist sizes.

Extra Small Size. Wrist sizes: 12.1 – 13.3 cm
Small Size. Wrist sizes: 13.4 – 14.6 cm
Medium Size. Wrist sizes: 14.6 – 15.9 cm
Large Size. Wrist sizes: 15.9 – 17.1 cm
Extra Large Size. Wrist sizes: 17.2 – 18.4 cm

Hello, do you have any doubts?
Please contact us and we help you: +34 972 20 47 85 or shop@roosik.com.
Hope to hear from you soon!

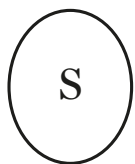
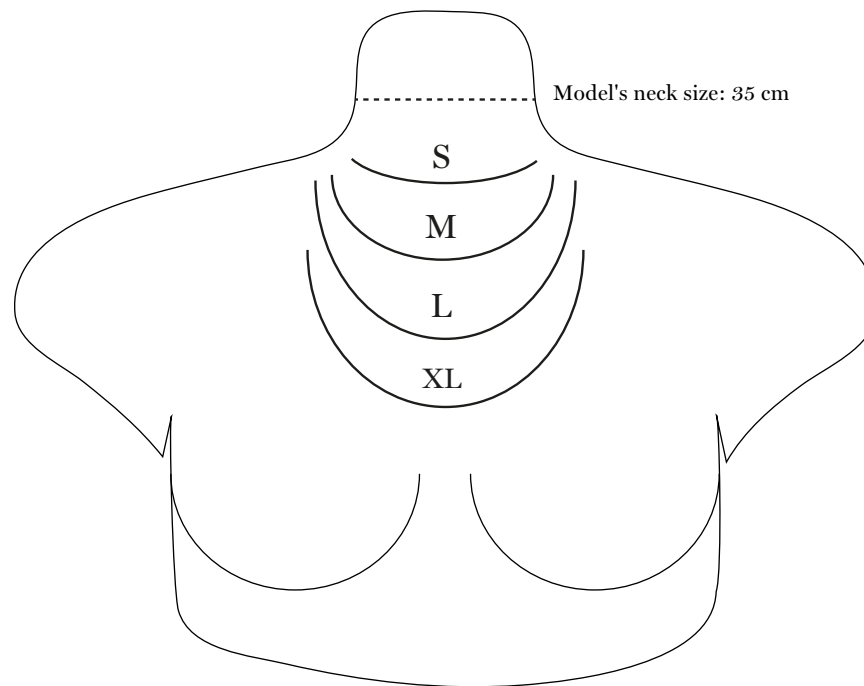
SIZES GUIDE · NECKLACES AND PENDANTS

ROOSIK&CO

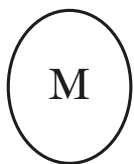
Follow the instructions to correctly choose the size of your ROOSIK&CO necklace.

CALCULATE THE SIZE

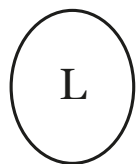
Remember the necklace will look different depending on each person's neck size. The references given here are for a neck size of 35 cm. Please contact us should you have any questions or doubts. Add a comment when you order your necklace with the neck size and we'll get in touch to help you decide the most suitable necklace length.



Small
necklace size:
35 - 38 cm



Medium
necklace size:
39 - 42 cm



Large
necklace size:
43 - 45 cm



Extra
Large size:
46 - 50 cm

Hello, do you have any doubts?
Please contact us and we help you: +34 972 20 47 85 or shop@roosik.com.
Hope to hear from you soon!