



## Fryers - Millivolt Control

**Model Numbers: RC35S-NAT, RC35S-LP, RC45S-NAT, RC45S-LP, RC65S-NAT, RC65S-LP**

### Millivolt Control

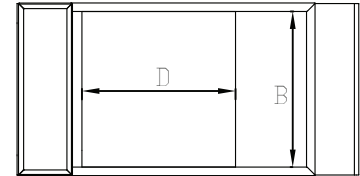
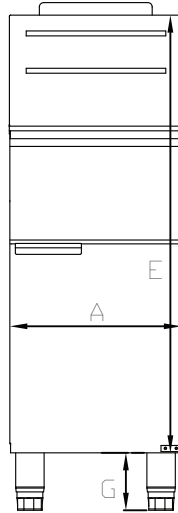
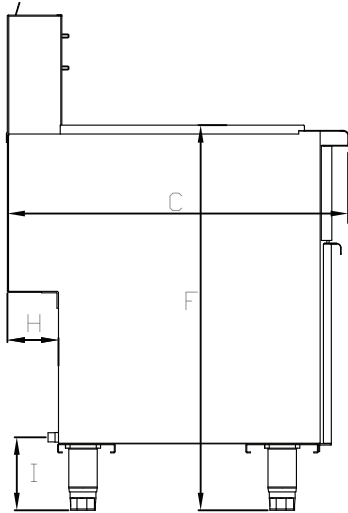
Available in 3, 4, and 5 tube models. Each burner has 30,000 BTU output and is 6" x 2" cross dimension. Millivolt control does not require electrical connection.

## FEATURES

- 30,000 BTU / burner
- Models: 3, 4, & 5 tube
- Millivolt (snap action) thermostat, 200°F - 400°F
- Stainless steel front and door
- Sides and back are galvanized steel
- Large cold zone to trap food particles
- 1-1/4" dia. full port drain valve for fast and complete oil draining
- 2" Adjustable Stainless Steel legs standard, casters optional
- Tank is fully peened for smoother welds & easy cleaning
- Slat style tube rack
- Drain pipe holder attached to inside door
- Twin nickel plated baskets



# Millivolt Fryers - Product Specifications



Legs adjustable from 6" to 8"

## SPECIFICATIONS, DIMENSIONS & SHIPPING INFORMATION

Model	Width		Depth		Height			Clearance		Weight	Shipping Dimensions	Ship Wt.
	A	B	C	D	E	F	G	H	I			
RC35S-NAT RC35S-LP	15.5" (39.4 cm)	14.0" (35.5 cm)	30.8" (77.0 cm)	14.0" (35.5 cm)	39.4" (100 cm)	34.7" (88.1 cm)	6.0" (15.2 cm)	4.2" (10.6 cm)	7.0" (17.8 cm)	120 lbs (59.5 kg)	33.1" W x 18.5" D x 33.5" H (84 cm x 47 cm x 85 cm)	150 lbs (68.0 kg)
RC45S-NAT RC45S-LP	15.5" (39.4 cm)	14.0" (35.5 cm)	30.8" (77.0 cm)	14.0" (35.5 cm)	39.4" (100 cm)	34.7" (88.1 cm)	6.0" (15.2 cm)	4.2" (10.6 cm)	7.0" (17.8 cm)	132 lbs (65.0 kg)	33.1" W x 18.5" D x 33.5" H (84 cm x 47 cm x 85 cm)	162 lbs (73.5 kg)
RC65S-NAT RC65S-LP	21.0" (53.3 cm)	18.0" (45.7 cm)	34.3" (87.1 cm)	18.0" (45.7 cm)	39.4" (100 cm)	34.7" (88.1 cm)	6.0" (15.2 cm)	4.2" (10.6 cm)	7.0" (17.8 cm)	168 lbs (83.0 kg)	37.4" W x 24.4" D x 33.5" H (95 cm x 62 cm x 85 cm)	209 lbs (95.0 kg)

## SPECIFICATIONS, DIMENSIONS & SHIPPING INFORMATION

**GAS REQUIREMENTS:**

- Natural Gas or Liquid Propane (LP) Gas main supply required
- All units ship ready for Natural Gas. A LP conversion kit is included for converting to LP Gas. In order to avoid any warranty issues, conversion of your unit from Natural Gas to LP must be completed by an authorized service agent.
- 3/4" NPT gas connection
- Natural gas 4" W.C. , LP gas 10" W.C.

Model	Oil Capacity	Gas Type	Heat Tubes	Tube BTU's	Total BTU's	Basket Dimensions	Handle Length
RC35S-NAT	35 - 40 lbs.	Natural	3	30,000	90,000	6.0" H x 6.5" W x 13.25" L (15.2 cm x 16.5 cm x 33.60 cm)	10.8" 27.4
RC35S-LP	35 - 40 lbs.	LP	3	30,000	90,000	6.0" H x 6.5" W x 13.25" L (15.2 cm x 16.5 cm x 33.60 cm)	10.8" 27.4
RC45S-NAT	40 - 55 lbs.	Natural	4	30,000	120,000	6.0" H x 6.5" W x 13.25" L (15.2 cm x 16.5 cm x 33.60 cm)	10.8" 27.4
RC45S-LP	40 - 55 lbs.	LP	4	30,000	120,000	6.0" H x 6.5" W x 13.25" L (15.2 cm x 16.5 cm x 33.60 cm)	10.8" 27.4
RC65S-NAT	75 - 80 lbs.	Natural	5	30,000	150,000	6.0" H x 9.0" W x 17.5" L (15.2 cm x 16.5 cm x 33.60 cm)	12.8" 32.5
RC65S-LP	75 - 80 lbs.	LP	5	30,000	150,000	6.0" H x 9.0" W x 17.5" L (15.2 cm x 16.5 cm x 33.60 cm)	12.8" 32.5

