

CORDLESS



ONEPWR  
BATTERY SYSTEM


# STREAMLINE™ CORDLESS

HARD FLOOR CLEANER



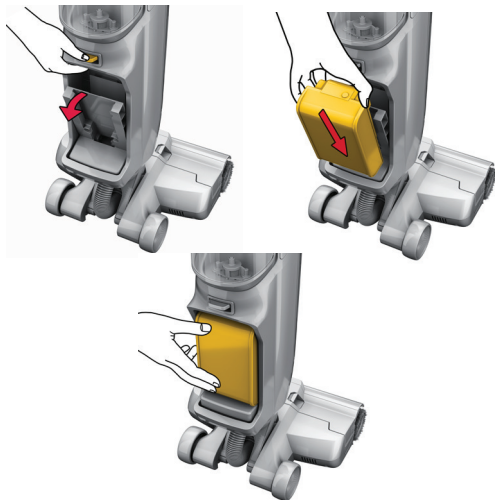
## QUICK START GUIDE

### GETTING STARTED



1

Insert handle into main unit. You will hear a click when inserted properly.



2

Press button to release the dock on the back of the unit. Insert the battery until it clicks. Then push the battery forward.



## SELF-CLEAN / CHARGING TRAY SET UP



1

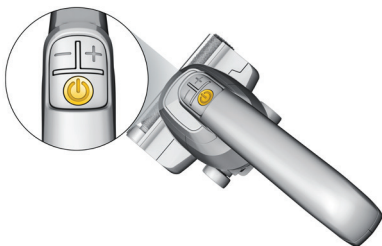
Plug in your Self-Cleaning/ Charging tray at the location you would like to store your unit.



2


Place your unit on the tray and wait for battery to reach full charge before your first use.

## LET'S CLEAN!



1

ENSURE BATTERY IS FULLY CHARGED BEFORE STARTING. Locate and push the power button on the handle to start your machine.



2

Follow instructions on LCD display screen to properly start the cleaning process.



**BUY SOLUTIONS TODAY**  
FOR BEST PERFORMANCE, CHOOSE HOOVER®