

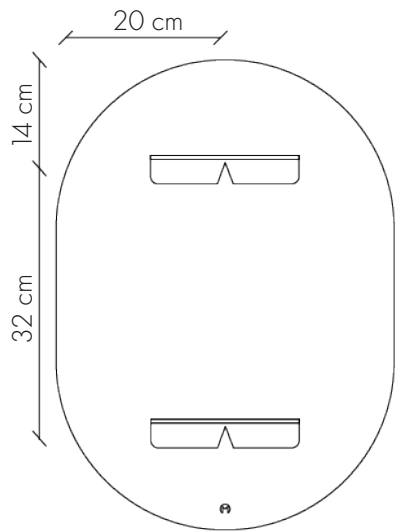




Montageanleitung | CAYA & TAVO

-  2 x Countersunk screws
-  2 x Dowels



1. Mark the drill holes on the desired wall at the specified distances.




2. drill holes in the marked positions:
At least 6 cm deep
Drill diameter: 6 mm

5 mm



3. The screws must protrude approx. 5 mm.



4. Hang the mirror / magnetic board on the screws. If the distance to the wall is too great, the screws must be screwed in deeper.

Done! Have fun with CAYA | TAVO!