




METALLBUDE  
upgrade your interior!

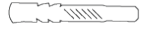


METALLBUDE  
Wall Mirror CALEO

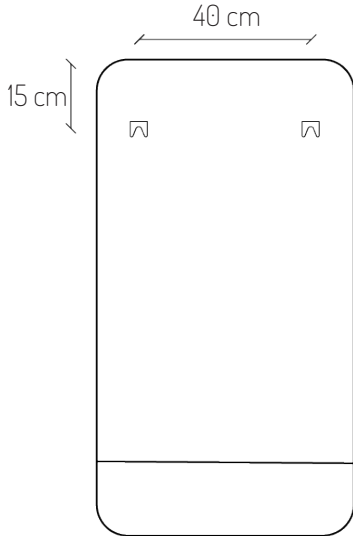
# Instruction // Wall Mirror CALEO



2 x countersunk screws



2 x dowels



1. Mark the drill holes on the desired wall using the given distances.

2. Drill holes in the marked positions: At least 6 cm deep.  
Drill diameter: 6 mm



5 mm



3. The screws must stick out approx. 5 mm.



4. Hang the mirror on the screws at the required angle.  
If the mirror sticks out too far from the wall, the screws must be screwed in deeper.

Done! Have fun with CALEO!