



EPW Series Repair Kit Instructions


EPW Repair Kit

Your kit includes all the valves, diaphragms, and gaskets to return your air pump back to proper performance. Repair kit contents may vary depending on your compressor.

- Place hardware and screws in order that they are removed
- Replace one side complete, then the other
- Disconnect the unit from the outlet and remove any air hoses


 **WARNING:** Electrical shock hazard. Disconnect electrical supply before performing maintenance. Failure to follow these instructions may result in death, fire or electrical shock.

 **WARNING:** Injury hazard. Product surfaces become very hot during operation, allow surfaces to cool before handling.


 **WARNING:** Do not use oil to lubricate parts. EPW compressors use an oil less design. Using oil may result in failure of the unit.

Before beginning you will need:


1. #2 Phillips screwdriver
2. 7mm socket wrench
3. Utility knife
4. Clean work space



1. Remove the lid by removing the four screws on the bottom.



2. Remove the black air hose with the two spring clamps, unscrew the plastic assembly by removing the four screws.




3a. To access flapper valves remove housing.



3b. Remove and replace black flapper valves, trim excess from tip of flapper valves.



3c. Reassemble housing.



4. Unthread the 7mm nut and remove the metal retainer plate, note the orientation of metal plate for reassembly.


EPW Series Repair Kit Instructions




5. Replace diaphragm assembly, be sure to add new white gasket as well.




6. Place plastic assembly back on compressor, add new white gasket to outside diaphragm.




7. Place metal retainer plate on bolt and thread nut on securely.



8. Re-install assembly parts onto compressor.



9. Tighten four screws on assembly and install black hose and clamps.



10. Repeat the process for the opposite side.

Note:

EPW2: EPDM Diaphragms – approximately 2" diameter

EPW4: EPDM Diaphragms – approx. 2³/₄" diameter

EPW6: EPDM Diaphragms – approx. 2³/₄" diameter

EPW10: EPDM Diaphragms – approx. 3¹/₂" diameter