




**Remove the screw nut of the impeller**




**Use the screw drive to loosen the impeller**











**Unscrew the plug**




**Remove the Screw  
and drain out the oil  
then refill the oil**






**Install the impeller back to the shaft. Make sure to add the Washer before tighten the nut**



**Use the screw driver to tighten the impeller**



### Remark:

- Please drain out the waste oil completely before refill the new oil.
- Please make sure the washer has been placed to avoid the impeller loosen if pump running reverse.
- Reference Oil Spec. (EPGEAR HE HD-20)

Grade No.		<b>HD20</b>
Gravity, API, 15.6°C		<b>31.0</b>
Viscosity, Kin., cSt	@40°C	<b>46</b>
	@100°C	<b>6.74</b>
Viscosity Index		<b>99</b>
Pour Point, °C		<b>-6</b>
Flash Point, COC, °C		<b>218</b>
Color, D1500		<b>2.0</b>
Oil Volume for 1/6HP ~ 1/3 HP		<b>25 cc</b>