

Product Function Introduction

By connecting to your car's USB port, your factory wired Android Auto can be upgraded to wireless Android Auto.

Connection Diagram (wired/wireless connection)



LED Light Description

- Steady red light: Unrecognized status
- Flashing red light: Recognized status
- Blinking green light: Successfully connected status

Product Specifications

- Power input: 5V ==1A
- Power output: 5V ==1A
- Power consumption: 0.75W
- Compatible resolution: adaptive

Supported Mobile Phones & Vehicles

- Android phone: Android 10.0 and above, some require Android 11.0 and above system
- Support car models: Car with factory wired Android Auto

Connection Steps

Note:The original car's bluetooth signal need to be remain connected with your phone.

1. Plug the product into the USB port of your car, and click "Android Auto" in the pop-up prompt of your car screen.
2. Turn on the WiFi and Bluetooth of your Android phone
3. Pair your phone to the product signal (AutoKit-xxxx) using phone's Bluetooth. Wait for a while, and enjoy wireless Android Auto.

Update Version Online/Feedback Problem

○ Steps to enter the background

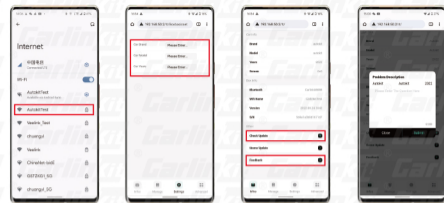
1. Turn off Bluetooth
2. Connect to the WiFi (Autokit-xx) of the product (Picture 1) actively with your phone. Input Password: 12345678 and enter background 192.168.50.2 with the browser provided by the mobile phone.
3. Input your car brand, model and manufactured year (Picture 2)

○ Click "Feedback" (Picture 3)

1. Fill in the problems encountered and send the screenshots of the filled contents to the online customer service (Picture 4)
2. After clicking submit, technicians will follow up and solve the problem

○ Click "Check Update" (Picture 3)

1. You can check whether it is the latest version
2. The latest version can be upgraded online (**Note: Please contact customer service for version upgrade, self-upgrade may cause product damage**)



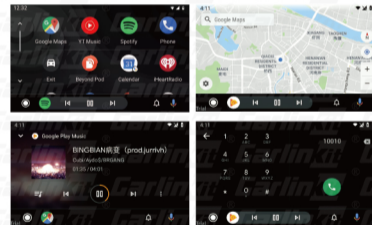
(Picture 1)

(Picture 2)

(Picture 3)

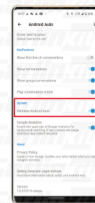
(Picture 4)

Android Auto UI Interface Display



Android Auto Considerations

- Download and install the Android Auto app from Google Play on your Android phone
- Check if your phone supports wireless Android Auto (Picture 5)



(Picture 5)

Detailed FAQ

1. Is my car compatible with this product?
Over 500 models supported.
Please check if your car has built-in Wired Android Auto function.
2. How do I check if my car has wired Android Auto?
For most compatible cars or aftermarket stereos, simply plug in your phone using a USB cable. IF your car has wired Android Auto, Android Auto will run on the car display.
3. Is my Android phones compatible with this product?
Firstly, please check if your Android phone is equipped with the wireless Android Auto function. Generally speaking, it is suitable for phones with Android version 10+.
4. Will this product Keep all the features of wired Android Auto?
Yes, this product Keeps all wired Android Auto features.
CarlinKit A2A makes it easy to access your favorite music, media, and messaging apps in the car

5. Are iPhones compatible with this product?

No, this product is only suitable for Android phones.

After-sales Service

Dear user, thank you for using this product. In order to protect your rights and interests, we will provide you with high-quality after-sales service. You can enjoy one-year warranty service from the date of purchase (for failure caused by the quality issue of the product itself). Please keep this card properly, as the necessary proof of warranty service, the company reserves the right to interpret the after-sales

Warranty Card

Name	Purchase date
Phone number	E-Mail
Address	
Dealer's name(stamped)	
Warranty content	

