

Stage

1

2

3

4

+4

5

6


7

Little Learners Love Literacy®

# Pip and Tim




# Character Cards



## Teaching Notes

Small group learning • Link home and school • Classroom ideas



Little Learners Love Literacy®





# Pip and Tim Character Cards

## What is it?

The Pip and Tim Character Cards are resources to use in your classroom alongside the Pip and Tim decodable books. Each card features an illustration and name of a beloved character from the Pip and Tim stories.

Using the characters from the stories helps reinforce the phoneme-grapheme correspondences as children link the names on the cards to familiar faces. These cards are the perfect size for use in the classroom (see ideas below). The cards can be used in a range of games and activities that encourage reading and comprehension.

## Activities, games and ideas

Children already love getting to know Pip and Tim and their friends through the decodable books, so let's make the most of this and explore them even more! Here are a few ideas to get you started ...

### Read and collect

We know that children love to collect cards and rewards. So, each time you read a book with new characters, reward the milestone by letting a child put a new Character Card on the display wall.

### Display

Brighten up your Little Learners Love Literacy® display with these relevant cards that reinforce your focus phoneme-grapheme correspondences and show the progress students are making in the program.



### Small-group reading

Add a set of cards to your small-group reading book boxes, so they are ready to go when you are.

#### Before reading

- Introduce the new characters children will meet in the book (see our character grid).
- Use the character names for decoding practice (and any other relevant teaching points highlighted in the character grid).

#### After reading

- Show children the cards for the characters they met in the book. Ask them questions about the character to encourage reflection about the story and characters.

### Writing

- Ask children to pick a card from a pile (face down). Read the character name out loud and ask them to spell it. They could also write a sentence about the character and draw a picture. For example, Sam – 'Sam is a dog.' Mum – 'Mum is a vet.'
- Attach wooden popsicle sticks on the back of each card for children to use as puppets. Ask children to retell the story they just read or act out their own story using the puppets.
- Create a 'lucky dip' bag with character cards inside. Children take 2-3 characters from the bag and write a story that includes them. You could use a bag of items or pictures of places to scaffold children's stories even further.
- Write some character fact files using the information you have found in the storybooks. What words would you use to describe the characters?
- Make duplicates of the cards to play snap using the downloadable PDF version of the cards. Children will get extra reading practice without even realizing it.

### Take-home ideas

- When new characters are introduced in the decodable books, send home the corresponding Character Card for children to discuss with their parents/carers.
- When children take a Character Card home, encourage them to write a postcard or even a blog post about the character's 'visit' to their house.



# Character grid and teaching points


## Foundation

### New characters in Stages 1-6


Find out when we meet new characters so you can introduce them in your small-group reading sessions.

Stage	Book	New character	Who are they?	Teaching points
1	Sam, Pip, Tim	Tim	Pip's brother	These character names are decodable CVC words. Talk about how all names have a capital letter. Medial vowels: /a/ and /i/ Consonants: /t/, /m/, /p/, /s/
		Pip	Tim's sister	
		Sam	Pip's pet dog	
	My cat Tip	Tip	Tim's pet cat	
2	No new characters at Stage 2.			
3	Ned	Ned	Tim's pet ram	These character names are decodable CVC words. Medial vowels: /a/ and /e/ Consonants: /n/, /d/, /b/, /g/, /t/, /m/
	Big Ted and Meg	Big Ted	Pip's teddy bear	
		Meg	Pip's doll	
	Dad and his hot dog	Dad	Pip and Tim's dad, called Ron Zan	
4	At the fun run	Mum	Pip and Tim's mum, called Jen Zan	Medial vowels: /a/ and /u/ These two sounds are hard for children to differentiate - lots of practice opportunities are needed. Consonants: /m/, /k/, /z/
	On the bus	Kaz	Kaz the dog	
Plus 4	The Little Vet	Jim Webb	Jim Webb takes his dog Wag to the vet. Pip and Tim's mum is a vet.	New consonants: /j/ and /w/ Double letters - two letters representing one sound: bb - /b/, and ss - /s/
		Wag Webb	Jim Webb's sick dog	
		Kit Moss	A sick cat that Mum treats at her vet clinic	

*continued*



Stage	Book	New character	Who are they?	Teaching points
5	The Pip and Tim Zoo	Gran	Pip and Tim's grandmother	Blending adjacent consonants at the beginning of the word: g-r-a-n, gran
	The Best Stuff	Big Bill	The local shopkeeper	Double letters – two letters representing one sound: ll – /l/ Multi-meaning of the word 'bill'
	A Bag of Junk	Miss Crisp	Camp leader	Double letters – two letters representing one sound: ss – /s/ Blending adjacent consonants at the beginning and the end of the word: c-r-i-s-p, crisp.
	Splat!	Mabbs	Gran's cat	Double letters – two letters representing one sound: bb – /b/ -s on the end of words
6	Quack!	Mrs Mack	A truck driver	Consonant digraph: ck
		Flapjack	Mrs Mack's pet duck	Consonant digraph: ck Two-syllable words and compound words
	The Shed Shop	Mrs Nash	A neighbour of Pip and Tim	Consonant digraph: sh
		Mr Ash	A neighbour of Pip and Tim	
	The Munch Bunch Fun Park	the little witch	At the Munch Bunch Fun Park Tim has lunch with a little witch (Pip in dress-up!).	Consonant trigraph: tch – /ch/ -le ending
	Thud Thump Think	Seth	Seth Smith and Beth Smith are twins, and they are always getting into trouble.	Consonant digraph: th
		Beth		
Mrs Smith		Mum of the Smith twins (Beth and Seth)		



# Year 1

## New characters in Stages 7.1–7.5

Stage	Book	New character	Who are they?	Teaching points
7.1	The Snails That Tim Forgot	Aiden	Tim's school friend	Focus grapheme: ai
		Raymond	A boy in Tim's class	Focus grapheme: ay
		Miss Tait	Tim's teacher	Focus grapheme: ai
	The Teeny Tiny Tree	Mr Beam	Pip's teacher	Focus grapheme: ea
		Molly	Pip's friend	Focus grapheme: -y
	The Not So Good Goat	Nan	Aiden's grandmother	-
Joan		Aiden's nan's goat	Focus grapheme: oa	
7.2	Art Party	Martin Clark	Classmate	Focus grapheme: ar
	Silly Sports Day	Mr Shaw	Teacher	Focus grapheme: aw
	Airy Fairy Fair	Mr Blair	A scarecrow	Focus grapheme: air
	Ha! Ha! Ha!	Scarlet Fairy	Character in the play	Revision graphemes: ar, air
Wonky Wizard		Character in the play		
7.3	Hullabaloo	Boo the goose	Mrs Mack's goose	Focus grapheme: oo
		Loopy the poodle	Mrs Mack's poodle	Focus grapheme: oo
	Down on the Farm	Rowdy the hound	Mrs Mack's sheep herding dog	Focus graphemes: ow ou
		Scout	Mrs Mack's cat	Focus grapheme: ou
	Hullabazoo	Joy	Zookeepers	Focus grapheme: oy
		Roy		
	High Hopes	Rose	Molly's pet rabbit	Focus grapheme: Split digraph: o-e
		Poppy	Molly's friend	Focus grapheme: -y
		Sooty	Poppy's sausage dog	Focus graphemes: oo, y
	A Huge Day	Max	New friend of Pip, Tim, Molly and Aiden	-
Jade		New friend of Pip, Tim, Molly and Aiden	Focus grapheme: Split digraph: a-e	
7.5	World's Best	Uncle Ben	Dad's uncle	-
		Ellin	Tour guide at Uluru	-



# Which characters are in the book?

## Stages 1-7

Stage	Book	Characters in this book
1	Sam, Pip, Tim	Tim, Pip, Sam
	I am Tim	Tim, Pip
	My cat Tip	Tip, Tim
	The map	Tim (we see Mum in the pictures)
	Sam is it	Sam, Tip
2	Pip	Pip
	Tim and the van	Tim
	At the dam	Tim, Sam
	My hat	Pip
	Sam in the pit	Pip, Sam
3	Ned	Ned, Tim
	Big Ted and Meg	Pip, Big Ted, Meg
	Tim's quiz	Tim
	Dad and his hot dog	Pip, Dad
	The rat	Tim, Sam
4	At the fun run	Pip, Mum, Dad
	Mud	Pip, Tim, Mum, Dad
	In the log hut	Pip, Tim
	On the bus	Mum, Kaz
	The big red box	Pip, Tim, Dad, Sam
Plus 4	The Little Vet	Mum, Pip, Jim Webb, Wag Webb, Kit Moss
	Sad Tip	Pip, Tip, Tim
	No Ned	Dad, Tim, Ned, Sam
	A Mud Picnic	Pip, Mum, Big Ted, Meg
	The Big Wind Day	Dad, Tim, Pip
5	The Fan-tas-tic Snack	Pip, Tim
	The Pip and Tim Zoo	Pip, Tim, Mum, Dad, Gran
	The Best Stuff	Mum, Pip, Tim, Big Bill
	A Bag of Junk	Tim, Mum, Miss Crisp
	Splat!	Pip, Tim, Gran, Mabbs
6	Quack!	Dad, Mum, Pip, Tim, Mrs Mack, Flapjack
	The Shed Shop	Dad, Pip, Tim, Big Bill, Mrs Nash, Mr Ash
	The Munch Bunch Fun Park	Tim, Mum, Dad, Pip, the little witch
	Thud Thump Thunk	Seth, Beth, Mrs Smith, Pip, Tim
	A Day in the Jungle	Pip, Tim, Tip, Sam, Seth, Beth

Stage	Book	Characters in this book
7.1	The Snails That Tim Forgot	Aiden, Raymond, Miss Tait, Pip, Tim
	The Teeny Tiny Tree	Mr Beam, Molly, Pip
	The Sky High Pie Shop	Tim, Aiden, Pip, Molly, Mum, Dad
	The Not So Good Goat	Nan, Joan, Tim, Dad, Mum, Pip, Aiden
	Beach Camp	Tim, Aiden, Pip, Molly, Mr Beam, Miss Tait
7.2	Art Party	Martin Clark, Mum, Dad, Pip, Tim
	Silly Sports Day	Mr Shaw, Pip, Tim, Beth, Seth, Molly, Aiden
	Monster Picnic	Pip, Tim, Miss Tait, Seth, Molly, Martin
	Airy Fairy Fair	Mr Blair, Pip, Tim, Molly, Aiden, Dad
	Ha! Ha! Ha!	Scarlet Fairy, Wonky Wizard, Pip, Tim, Mum, Dad, Gran, Big Bill, Mrs Mack, Martin Clark, Molly, Aiden
7.3	Hullabaloo	Boo, Loopy, Pip, Tim, Mum, Mrs Mack
	Down on the Farm	Scout, Rowdy, Pip, Tim, Dad, Mum, Loopy, Flapjack, Mrs Mack
	Oink, Oink, Oink!	Pip, Tim, Mum, Beth, Seth, Mrs Smith
	Oops!	Gran, Pip, Tim, Sam
	Hullabazoo	Roy, Joy, Pip, Tim, Mrs Mack
7.4	A Strange Tale	Dad, Mum, Pip, Tim, Tip, Sam
	Rise and Shine	Dad, Mum, Pip, Tim, Gran, Tip, Sam
	High Hopes	Rose, Poppy, Sooty, Pip, Tim, Sam, Tip, Dad, Molly, Aiden, Beth, Seth, Joker the Pony
	A Huge Day	Max, Jade, Mr Beam, Beth, Seth, Mrs Smith, Gran, Pip, Tim, Aiden, Molly, Poppy
	Things to Amaze You	Tim, Aiden, Max, Beth, Seth, Pip, Molly, Poppy
7.5	Where are Pip and Tim	Mum, Dad, Gran, Pip, Tim, Sam, Mrs Mack, Miss Tait, Mr Beam
	An Enormous Day	Mum, Dad, Gran, Pip, Tim, Big Bill
	Volcanoes, Big Things and Pelicans	Mum, Dad, Gran, Pip, Tim, Mrs Mack
	World's Best	Uncle Ben, Ellin Mum, Dad, Gran, Pip, Tim, Molly
	Big Numbers	Mum, Dad, Gran, Pip, Tim, Max, Beth, Seth
	The Long Way Home	Mum, Dad, Gran, Pip, Tim, Uncle Ben, Poppy, Jade


Little Learners decodable books are books  
children LOVE to read  
with words they CAN read

Find out more:

[littlelearnersloveliteracy.com.au](http://littlelearnersloveliteracy.com.au)

Or contact the Little Learners team:

[hello@learninglogic.com.au](mailto:hello@learninglogic.com.au)



Little Learners Love Literacy®

