


Little Learners Love Literacy®

Decodable books



Australian books children LOVE to read
with words they CAN read.



Little Learners Love Literacy®



What are decodable books?

Decodable books are books that are 'phonetically controlled' to contain the letter-sound correspondences that the reader has been explicitly taught. Children use their knowledge of graphemes (letters) and phonemes (sounds) to decode the words in the text independently – with no guessing!

What is decoding?

Decoding is the process of reading a word by sounding out and blending the sounds together from left to right.

written word

graphemes

phonemes

spoken word

brush → b-r-u-sh → /b/r/u/sh/ → brush

The Little Learners decodable books

The Little Learners decodable books are delightful stories that children can read by applying their phonics knowledge. Each book is carefully mapped to the Little Learners teaching sequence, so children can experience success in reading from the start of their journey.

Australian
books children
LOVE to read
with words they
CAN read.

Revise

Teach

Practise

Apply

Assess

We have three series of decodable books. 'Pip and Tim' and 'The Wiz Kids' are our fiction series. These books contain funny stories and quirky illustrations to grab children's attention. With the Pip and Tim stories, children love to follow the familiar characters on new adventures through the stages of the Little Learners program. And The Wiz Kids have a variety of characters and fun storylines for extra practice. Little Learners, Big World is our nonfiction series. These books are full of interesting facts and brilliant images to educate and inspire.

We call our decodable books 'our secret ingredient' to success. Why?

With these books, children are always practising what they have been taught, so they are able to read any unknown word by sounding out and blending. Children will experience success and build confidence while developing the habits of strong readers.



Look inside!

The Little Learners decodable books increase in length and complexity as children move through the program. Although they are phonetically controlled to only contain the letters and sounds children have learnt, the fiction books are real stories with a range of characters, whacky scenarios, and diverse language features.

Decodable books give children the opportunity to achieve mastery in reading and gain confidence in their abilities.

The higher stages of our fiction and nonfiction series contain a range of exciting text features, including flow charts, diagrams, recounts, blog posts and quizzes.



How to enjoy the book

The Little Learners Love Literacy® decodable books include notes and activities to support the development of children's reading fluency, comprehension and vocabulary development – with ideas for discussion too. The 'How to enjoy this book' section features:

- questions to discuss (including vocabulary)
- Speed sounds and Heart words to practise
- Speed words (decodable words with the focus grapheme/s) to practise. This page can be photocopied and used as a single-word fluency activity or used to sort words according to the number of graphemes.

How to enjoy this book

STAGE
6

The Little Learners Love Literacy® stories are written for beginner readers. They enable children to practise their phonic skills through reading. Each stage is carefully sequenced to give children confidence and success. Encourage children to decode (sound out) any unfamiliar words. To do this, children point to each letter or digraph, saying the sounds; for example, s-t-o-p or sh-a-d then blend the sounds together to say the word. Encourage children to break long words into syllables. For example, the word fantastic has three syllables. Children decode Fa-n (read fan) then decode tic (read tick) then decode f-a-n-tic (read fan tick). Children then run their finger under the whole word and read fantastic.

Teaching focus
Digraphs: ck sh ch th ng.

Quack focusses on the digraph ck representing /k/. This story has words with one syllable, such as quack, words with two syllables, such as bucket and hammock and a compound word, sundeck.

Heart words: These are words that children need to 'learn by heart' as they cannot decode them at this stage. As children develop more knowledge of the alphabetic code, these words will become decodable. Only the new heart words are listed.

Speed sounds: Children point to each sound and read it. Make sure children use pure sounds, that is without an 'uh'. Refer to the Little Learners Love Literacy® Teacher Resource for further guidance.

Questions to talk about: After children have read the book, it is important to talk about the questions and enjoy the story together. These questions help with comprehension and vocabulary. If they wish, children can refer to the book when answering the questions.

Speed words: This word list gives children practice reading words with ck. Encourage children to use decoding as their strategy until they can read the word automatically. Repeated reading practice will increase fluency and automaticity. When writing, it is important for children to know that ck always follows a short vowel sound.

Heart words

o'clock

ball

keep

playing

Mrs

seen

← Heart words

Speed sounds

Mm	Ss	Ff	Aa	Pp	Tt	Cc	Ii	Bb	Hh	Nn	Oo	Dd	Gg
Ll	Vv	Yy	Rr	Ee	Qq	Uu	Zz	Jj	Kk	Xx	Ww		
ll	ss	ff	ck										

← Speed sounds

Questions to talk about

- What were Mum and Dad doing on such a hot day?
- Why did Tim run off to the rocks?
- What was the name of the little black duck?
- Find the word that means the same as 'shy' (timid)
- Why do you think Flapjack came back to Pip and Tim's?

← Comprehension questions

18
19

Stage 1 My cat Tip

Lower stage = a familiar layout (illustration on one page and text opposite)

Engaging illustrations →



Tip is my cat.

Heart word

Short, simple sentence

Decodable words (using m f s a t i c)

Stage 6 The Munch Bunch Fun Park

Higher stages = varied layouts



Up crept a little witch.
 "Have you come for a chat?"
 said Tim.
 "Yes!" said the witch.
 "Have a chip," said Mum.

High repetition of focus graphemes ch and tch representing the /ch/ sound

I have some witch lunch in my bucket.

Speech bubble

Stage 7.4 A Strange Tale

Chapters →

CHAPTER 5 Tim Investigates



Later, Tim and Dad went down the lane to investigate.

Tim gazed right down into the blank space of the grate and saw a

→ strange thing...

... the raggy tail from an old toy cat!

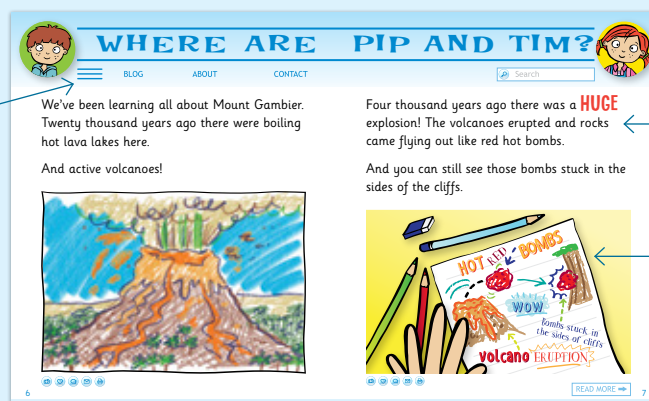


High repetition of focus graphemes a and a-e representing the long /ā/ sound

Varied layouts and fonts →

Stage 7.5 Volcanoes, Big Things and Pelicans


Varied formats and text types, such as 'blog post' layout



WHERE ARE PIP AND TIM?


We've been learning all about Mount Gambier. Twenty thousand years ago there were boiling hot lava lakes here.

And active volcanoes!



Four thousand years ago there was a **HUGE** explosion! The volcanoes erupted and rocks came flying out like red hot bombs.

And you can still see those bombs stuck in the sides of the cliffs.



Nonfiction content

Varied illustration styles, including artwork 'drawn' by the characters

Little Learners Love Literacy® stages and decodable books

1 the The my My I Mm Ss Ff Aa Pp Tt Cc It

Pip and Tim

The Wiz Kids

Little Learners BIG WORLD

2 the The my My I Bb Hh Nn Oo Dd Gg Ll Vv

Pip and Tim

The Wiz Kids

Little Learners BIG WORLD

3 he she we to do was Yy Rr Ee Qu qu Zz 's' morphology

Pip and Tim

The Wiz Kids

Little Learners BIG WORLD

4




her of are too for see

Jj Uu Kk Xx Ww 's' morphology

Pip and Tim

The Wiz Kids

Little Learners BIG WORLD





+4

ff ll ss

Pip and Tim

Little Learners BIG WORLD



5

ck adjacent consonants

Pip and Tim

Little Learners BIG WORLD




6

ck sh ch tch th ng ph wh

Pip and Tim


Little Learners BIG WORLD



7.1

ai ay ee ea --y igh ie -y oa


Pip and Tim



7.2

ar or aw ir ur er air

Pip and Tim



7.3

oo ow ou oi oy oo

Pip and Tim



7.4

a-e e-e i-e o-e ow u-e ew ue



Pip and Tim



7.5

-ed /e/ ea -ure -ous -tion -sion /er/ or /u/ o

Pip and Tim



Frequently asked questions

How do I choose decodable books for my learners?

When choosing a decodable book, first consider what children have been taught through the phonics teaching sequence. The teaching sequence and the decodable book content must match up, so that children are never caught out and can always sound out and blend the words in the book. Decodable books are a tool for application and practice of skills and knowledge taught.

When choosing decodable books, it is also important to make sure they are engaging, quality stories or nonfiction.

The Little Learners Assessment of Reading Skills (LLARS) is available to download for free from the Little Learners Love Literacy® website. This assessment will show you the stage at which each child is reading – including what phonics content they have mastered and not mastered. You can use this data to inform your teaching and your reading groups.

How should I use my decodable books?

These 'no-tricks' books are perfect for home reading practice as well as small-group reading sessions in school. Ideally, children will read each book more than once to improve their fluency (accuracy, speed and intonation) – crucial for achieving mastery.

Can I use decodable books for guided reading?

Guided reading is a technique closely associated with balanced literacy. But you can use decodable books in small groups to provide evidence-based reading instruction to support children towards reading the book independently.

Some tips for small-group reading:

- Do a phonics warm-up by practising Speed sounds and Heart words.
- If a child gets stuck, remind them to sound out and blend to read the word; this is our only reading 'strategy'.
- Take time to discuss the story and the pictures as you go.

- Use the questions in the back of the book after reading to check comprehension and vocabulary understanding.
- Use the Little Learners character cards to introduce the characters in the book (and also for post-reading activities).

Should I send decodable books home?

Yes! To reach mastery, children should read the book several times.

Once children have read the book with you at school, the book can be sent home for children to

enjoy with their parents or carers. It's a perfect opportunity for children to build fluency and confidence – and to show off to their family!

You can download our free Book Checklist to keep track of children's reading practice (it also includes some tips for parents on the back).

And visit our YouTube channel to see some tips for reading decodable books at home.



How many copies do I need?

Our decodable book packs come in three sizes:

- Little book packs – one copy of each book
- Small-group book packs – 5 copies of each book
- Classroom book packs – 20 copies of each book.

How can I access Little Learners eBooks?

Pip and Tim and The Wiz Kids books are available as apps to download from the Apple store and Google Play store. Our eBooks have audio and recording functionality – great for fluency!

How do decodable books align with reading levels?

Decodable books do not match your levelled reading books. Any books levelled to match a balanced literacy program will rely on the reader using multiple 'strategies' to read or guess the word. Decodable books are designed for children to practise and apply the skills they have been explicitly taught to read (decode) the text.



Little Learners decodable books are books children LOVE to read with words they CAN read.

Find out more: littlelearnersloveliteracy.com.au

Or contact the Little Learners team: hello@learninglogic.com.au