


MULCHERS SHREDDERS

TRINCIATRICI
BROYEURS
MULCHER
TRITURADORAS



lbreviglieri



The range


Available for tractors from 20 up to 220 HP

- I Disponibili per trattori da 20 a 255 cv
- F Disponibles pour tracteurs de 20 à 255 cv
- D Verfügbar für Traktoren von 20 bis 255 PS
- E Disponibles para tractores de 20 a 255 cv

I La gamma F La gamme D Die Auswahl E La gama

Speed KL

STD	OPT	OPT
STD 540 rpm 20 - 50 HP		OPT 1000 rpm 70 HP Max OPT 2000 rpm
cm 85 - 100 - 115 - 130 - 145		
ø max cm	3	2-12






Speed L

STD	
STD 540 rpm 20 - 50 HP OPT 1000 rpm 70 HP Max	
cm 110-120-135-145-155	
ø max cm	3
	2-7




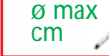




Speed KLA

	
STD 540 rpm 20 - 50 HP OPT 1000 rpm 70 HP Max	
cm 130-145-160-175-190-210	
	3
	2-5









Speed KP

		
STD 540 rpm 15 - 90 HP		OPT 1000 rpm 70-130-150 HP Max
cm 85 - 100 - 125 - 150 - 175 - 200 - 225 - 240 - 260		
	6	 1-16






Speed KLS

		
STD 540 rpm 25 - 50 HP		OPT 1000 rpm 70 HP Max OPT 2000 rpm
cm 160 - 175 - 190 - 210 - 225 - 250		
	3	 2-8



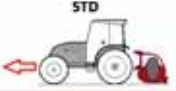



Speed KN

	
STD 540 rpm 30 - 90 HP OPT 1000 rpm 130-150 HP Max	
cm 150-175-200-225-240-260-280-320	
	6
	1-16









Speed K2



 STD	 OPT
STD 540 rpm 25 - 50 HP	OPT 1000 rpm 70 HP Max OPT 2000 rpm
cm 160 - 190 - 210 - 225	
 \varnothing max cm 3	 2-7

Speed RVL


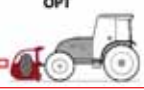





 STD	 OPT	 OPT
STD 540 rpm 40 - 55 HP	OPT 1000 rpm 70 HP Max	
cm 160 - 190 - 225 - 250		
 \varnothing max cm 4	 2-8	



Speed RVM



 STD	 OPT	 OPT
STD 1000 rpm 110 - 230 HP		
cm 260 - 290 - 320		
 \varnothing max cm 8	 3-9	

Turbo T 51 SR

STD 540 rpm 20 - 50 HP		OPT 1000 rpm
cm 105 - 125 - 155 - 180 - 200		
\varnothing max cm	3	3-7



Turbo T 100/110 SR

STD 540 rpm 40 - 90 HP		OPT 1000 rpm
cm 155 - 180 - 200 - 220 - 250 - 280		
\varnothing max cm	5	2-7



Turbo T 76 SR

STD 540 rpm 30 - 50 HP		OPT 1000 rpm
cm 105 - 125 - 155 - 180 - 200		
\varnothing max cm	3	3-7







Turbo T 120 SR

STD 540 rpm 60 - 120 HP		OPT 1000 rpm
cm 155 - 180 - 200 - 220 - 250 - 280 - 300		
\varnothing max cm	6	3-10







Tornado KA

	
STD 540 rpm 30 - 90 HP OPT 1000 rpm 70-130-150 HP Max	
cm 125-150-175-200-225-260-280-320	
 Ø max cm	6
	3-10

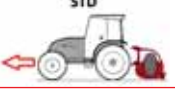





Tornado GL

	
STD 1000 rpm 150 - 255 HP	
cm 400 - 420 - 580 - 720 - 800	
 Ø max cm	6-7
	2-11







Tornado KAS

	
STD 1000 rpm 125 - 220 HP	
cm 320 - 400	
 Ø max cm	6
	3-10





Tornado T-iron

	
STD 540 rpm 60 - 90 HP OPT 1000 rpm 150 HP MAX	
cm 230 - 280	
 Ø max cm	4
	2-8





Hurricane H 82

	STD
	3-12

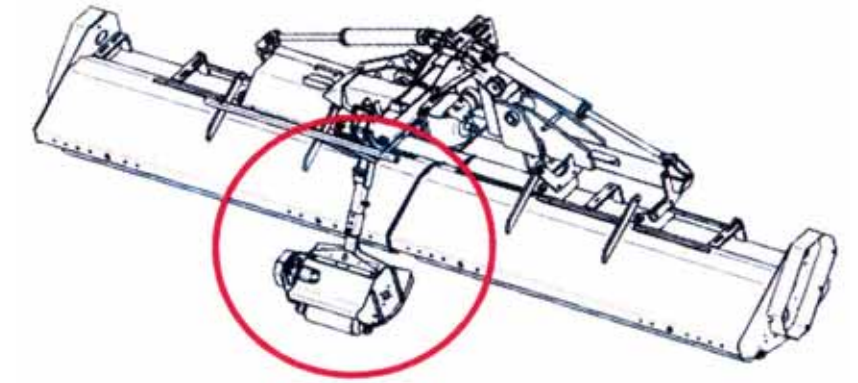
STD 540 rpm 55 - 70 HP
OPT 1000 rpm
cm 160 - 200 - 230



Hurricane H 202 FOLD / H 252 FOLD

	STD
	1-19



STD 1000 rpm 120 - 255 HP
cm 460 - 520 - 560 - 565 - 600 - 645



KIT MINIMULCHER FOR EDGINGS cm. 60

- KIT MINITRINCIA PER BORDATURE
- KIT MINIBROYEUR POUR LISERET
- KIT MINIMULCHER FUER UMRANDUNG
- KIT MINITRITURADOR POR BORDURAS

Hurricane H 82 Plus

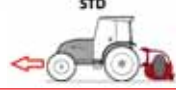

	STD
	3-12

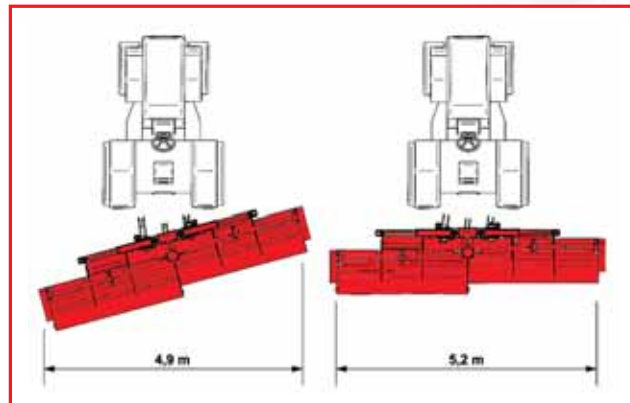
STD 540 rpm 55 - 70 HP
OPT 1000 rpm
cm 160 - 200 - 230



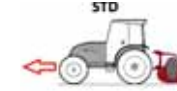

Hurricane H 254 FOLD



	
STD 1000 rpm 140 - 200 HP	
cm 520	
	1-9








Hurricane H 256 FOLD

	
STD 1000 rpm 140 - 200 HP	
cm 800 - 920	
	3-9

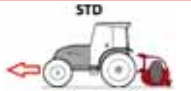




Oak 1

	
STD 540 rpm 60 - 110 HP OPT 1000 rpm 150-255- HP	130 - 230 1000 rpm
cm 130 - 160 - 200 - 230 - 300	
 ø max cm 14	 2-9


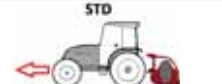




Oak 3


STD 1000 rpm 100 - 250 HP
cm 130 - 160 - 180 - 225
 ø max cm 25
 5-10



Oak 2

	
STD 540 rpm 70 - 110 HP OPT 1000 rpm 150-255- HP	1000 rpm
cm 130 - 160 - 180 - 225	
 ø max cm 25	 5-10



TRAMMISSION

● TRASMISSIONE ● TRANSMISSION ● ANTRIEB ● TRANSMISIÓN

SPEED . TURBO . TORNADO . HURRICANE



AUTOMATIC BELT TENSIONER

● TENDICINGHIA AUTOMATICO ● TENDEUR DE COURROIS AUTOMATIQUE ● AUTOMATISCHEN RIEMENSANNER ● TENSOR DE CORREAS AUTOMÁTICO



Speed K2
Speed RVL
Speed RVM
Tornado KAS

GEARBOX

● SCATOLA INGRANAGGI ● BOÎTIER ● GETRIEBE ● CAJA ENGRANAJES

WITH FREE WHEEL (STANDARD VERSION)


● CON RUOTA LIBERA (DI SERIE) ● AVEC ROUE LIBRE (DE SÉRIE) ● MIT FREILAUF (STANDARD) ● CON RUEDA LIBRE (DE SERIE)



SPEED KL	TURBOT 51 SR	HURRICANE H 82
SPEED L	TURBOT 76 SR	HURRICANE H 82 PLUS
SPEED KLA	TURBOT 100 SR	HURRICANE H 202 FOLD
SPEED KLS	TURBOT 110 SR	HURRICANE H 252 FOLD
SPEED KP	TURBOT 120 SR	HURRICANE H 254 FOLD
SPEED KN	TURNADO KA	HURRICANE H 256 FOLD
SPEED RVL	TURNADO KAS	
SPEED RVM	TURNADO GL	
SPEED K2	TURNADO T - iron	

WITH REAR PTO (STANDARD VERSION)


● PDF POSTERIORE ● PDF ARRIÈRE ● HINTERE DURCHTRIEB ● TDF TRASERA



TURBOT 51 SR
TURBOT 76 SR
TURBOT 100 SR
TURBOT 110 SR
TURBOT 120 SR

ALL THE RANGE WITH BELTS TRANSMISSION ADJUSTMENT



● TUTTA LA GAMMA È CON LA REGOLAZIONE DELLA TENSIONE DELLE CINGHIE DI TRASMISSIONE
● GAMME COMPLETE AVEC RÉGLAGE COURROIES DE TRANSMISSION
● STANDARD AUSSTATTUNG MIT KEILRIEMEN VERSTELLUNG
● GAMA COMPLETA CON REGLAJE CORREAS DE TRANSMISIÓN LATERALES



ROTORS










● ROTORI ● ROTORS ● ROTOREN ● ROTORES













	∅		
	mm	mm	540/1000
SPEED KL 85-130	159	410	2078/2432
SPEED KL 145			
SPEED L 110-135	101,6	350	2448/-
SPEED L 145-155			
SPEED KLA 130			
SPEED KLA 145-190	159	410	2078/2432
SPEED KLA 210			
SPEED KLS 160-190	159	410	2007/2078
SPEED KLS 210-270	168,3	420	1930/2007
SPEED KP 85-125			2078/2007
SPEED KP 150	168,3	420	2025/2133
SPEED KP 175-200			
SPEED KP 225-260			1822/1881
SPEED KN 150			
SPEED KN 175-200	168,3		2020/2133
SPEED KN 225-260			1822/1881
SPEED KN 280-320	193,7	445	1822/1858
SPEED K2 160-190	159	410	2078/2259
SPEED K2 210-225			2078/2007
SPEED RVL 160-190	159	410	1969/2098
SPEED RVL 225-250			
SPEED RVM	273	605	-/1737
TURBOT 51 SR 105-220	127	365	2160/2250
TURBOT 76 SR 105-220	139,7	380	2160/2250
TURBOT 100 SR 155-220	168,3	410	2160/2250
TURBOT 110 SR 250-280			
TURBOT 120 SR 180-300	193,7	475	2250/2220
TORNADO KA 125-200	168,3	420	2025/2133
TORNADO KA 225-260			1822/1857
TORNADO KA 280	193,7	445	1822/1857
TORNADO KA 320	291,1	470	-/1857
TORNADO KAS	273	540	14471382
TORNADO GL 400r	273	720	-/1590
TORNADO GL 420s	323,9	650	-/1544
TORNADO GL 580s	273	600	-/1737
TORNADO GL 720s-800c	323,9	745	-/1664
TORNADO Tiron 230	193,7	710	1800/1857
TORNADO Tiron 280	219,1	735	
HURRICANE H 82 160-230	168,3	600	2025/2000
HURRICANE H 82 PLUS 250	193,7	650	2025/2000
HURRICANE H 82 PLUS 250			1822/1800
HURRICANE H 202 FOLD 460			-/2250
HURRICANE H 202 FOLD 520	193,7	520	-/2025
HURRICANE H 202 FOLD 560	219,1	560	-/1875
HURRICANE H 252 FOLD 520-600	139,7	445	-/1898
HURRICANE H 252 FOLD 645	219,1	470	-/1898
HURRICANE H 254 FOLD	168,3	420	-/1962
HURRICANE H 256 FOLD 800	193,7	445	-/1815
HURRICANE H 256 FOLD 920	219,1	470	-/1815











HAMMERS / BLADES

● MAZZE E COLTELLI ● MARTEAUX / COUTEAUX ● HAMMERSCHLEGEL / MESSER ● MARTILLOS / CUCHILLAS

									
SPEED KL	●	●	●	○	○	○	○	○	○
SPEED L	●	●	●	○	○	○	○	○	○
SPEED KLA	●	●	●	○	○	○	○	○	○
SPEED KLS	●	●	●	○	○	○	○	○	○
SPEED KP	○	○	●	●	●	●	○	○	○
SPEED KN	○	○	●	●	●	●	○	○	○
SPEED RVL	●	●	●	○	○	○	○	○	○
SPEED RVM	○	○	○	○	○	○	●	●	●
SPEED K2	●	●	●	○	○	○	○	○	○

			
TURBO T 51 SR	●	●	○
TURBO T 76 SR	●	●	○
TURBO T 100 SR	●	●	○
TURBO T 110 SR	●	●	○
TURBO T 120 SR	○	●	●

							
TORNADO KA	●	●	●	●	○	○	○
TORNADO KAS	○	○	○	●	○	○	○
TORNADO GL	○	○	○	○	●	●	●
TORNADO T-iron	○	○	○	○	○	●	○

										
HURRICANE H 82	●	●	●	●	○	○	○	○	○	○
HURRICANE H 82 PLUS	●	●	●	●	○	○	○	○	○	○
HURRICANE H 202 FOLD	○	○	○	○	●	●	●	○	○	○
HURRICANE H 252 FOLD	○	○	○	○	●	●	●	○	○	○
HURRICANE H 254 FOLD	○	○	○	○	○	○	●	●	●	●
HURRICANE H 256 FOLD	○	○	○	○	○	○	●	●	●	●

COUNTER BLADES

CONTRO COLTELLO / CONTRE - COUPEAU / GEGENMESSER / CONTRA CUCHILLA



STANDARD:
TURBO T 51 SR N° 3



STANDARD:	
SPEED KL	N° 1
SPEED L	N° 1
SPEED KLA	N° 1
SPEED KLS	N° 1
SPEED KP	N° 1
SPEED KN	N° 1
SPEED K2	N° 1
SPEED RVL	N° 1
SPEED RVM	N° 1
TURBO T 76 SR	N° 2
TURBO T 100 SR	N° 2
TURBO T 120	N° 2
TORNADO KA	N° 1
TORNADO KAS	N° 1
TORNADO GL	N° 1
TORNADO T-iron	N° 1
HURRICANE H 82	N° 1
HURRICANE H 82 PLUS	N° 1
HURRICANE H 202 FOLD	N° 1
HURRICANE H 252 FOLD	N° 1
HURRICANE H 254 FOLD	N° 1
HURRICANE H 256 FOLD	N° 1

CUTTING HEIGHT ADJUSTMENT

REGOLAZIONE ALTEZZA DI TAGLIO / RÉGLAGE HAUTEUR DE COUPE / SCHNITTHÖHEEINSTELLUNG / REGLAJE ALTURA DE CORTE

ROLLERS

ROLLERS / ROULEAUX / WALZEN / RODILLOS



STANDARD:	
SPEED KL / L / KLA / KLS / KP / RVL	Ø 140
SPEED KN	Ø 194
SPEED RVM	Ø 273
TURBO T 51 SR	Ø 102
TURBO T 76 SR	Ø 140
TURBO T 100 SR / T110 SR / T120 SR	Ø 168
HURRICANE H 202 FOLD / H 252 FOLD	Ø 194
H 254 FOLD / H 256 FOLD	Ø 194
OPTION:	
TORNADO KA	Ø 140
TORNADO KAS / GL	Ø 273
TORNADO T-iron	Ø 194
HURRICANE H 82	Ø 168 (Ø 219)
HURRICANE H 82 PLUS	Ø 219

FRONT PROTECTIONS

PROTEZIONI FRONTALI / PROTECCIONES FRONTALES / VORDERESCHUTZE / PROTECCIONES DELANTERAS



STANDARD:
ALL THE MODELS
TUTTI I MODELLI / TOUS LES MODÈLES / ALLE MODELLE / TODOS LOS MODELOS
(NO: H202 FOLD - H252 FOLD - H254 FOLD - H256 FOLD)



OPTION:
ALL THE MODELS
TUTTI I MODELLI / TOUS LES MODÈLES / ALLE MODELLE / TODOS LOS MODELOS (EXCEPTO T51 SR)
STANDARD:
H202 FOLD - H252 FOLD - H254 FOLD - H256 FOLD

REAR WHEELS

RUOTE POSTERIORI / ROUES ARRIÈRES / HINTERE RÄDER / RUEDAS TRASERAS



STEERING WHEELS

RUOTE STERZANTI / ROUES DIRECTRICES / RICHTENRÄDER / RUEDAS DIRECTRICES


PIVOTING WHEELS

RUOTE PIVOTTANTI / ROUES PIVOTANTES / SCHWENKRAEDERS / RUEDAS PIVOTANTES

OPTION:
180°: SPEED KP - TURBO T 100 / 110 SR - TORNADO KA / KAS / T-iron / HURRICANE H 82 / H 82 PLUS
360°: SPEED KP - TORNADO KA / T-iron / HURRICANE H 82 / H 82 PLUS / H 202 FOLD / H 252 FOLD

DOUBLE FRAME

DOPPIO TELAIO / DOUBLE CHASSIS / GESCHWEISST GEGENRAHMEN / DOBLE BASTIDOR



STANDARD:
TURBO: T 76 SR - T 100/110 SR - T 120 SR - T 180 SR
MASTER (SUPER MASTER) - HYPER MASTER (XL) - SHIFT MASTER XL
OPTION:
SPEED KL / L / KLA / KLS / KP / KN / K2 / RVL / RVM
TORNADO KA / KAS / GL / T-iron
HURRICANE H202 FOLD / H252 FOLD / H254 FOLD / H256 FOLD

SIDE SKIDS

SLITTE LATERALI / PATINS LATÉRAUX / SEITLICHE KUFEN / PATINES LATERALES

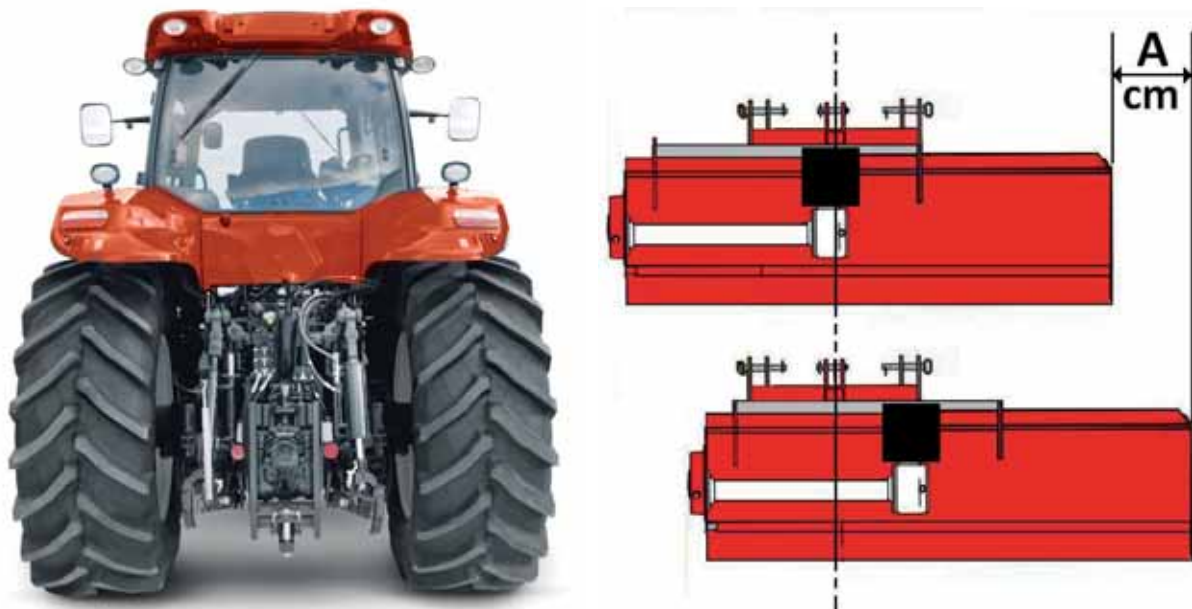


STANDARD
SPEED KL / KLA / KLS / KP / KN / K2 / RVL / RVM
TURBO T 51 SR / T 76 SR / T 100 - 110 SR / T 120 SR
TORNADO KA / KAS

OPTION
HURRICANE H 82 / H 82 PLUS

MECHANICAL (M) / HYDRAULIC (H) SIDE SHIFT

- 1 SPOSTAMENTO LATERALE MECCANICO/IDRAULICO
- 2 DÉPORT LATÉRAL MÉCANIQUE/HYDRAULIQUE
- 3 MECHANISCHE/HYDRAULISCHE SEITENVERSCHIEBUNG
- 4 DESPLAZAMIENTO LATERAL MECANICO/HIDRAULICO



MOD.	VERSION	A cm
FLASH 50	85	13
	110 - 150	35
FLASH 55	110 - 180	35
	FLASH 55.S	110 - 180
SPEED KL	85 - 100	-
	115	19
	130 - 145	23
SPEED L	110	23
	120	28
	135	35,5
	145 - 155	40,5
SPEED KLA *	130 - 145	23
	160 - 190	30
	210	41
SPEED KLS *	160 - 190	30
	210 - 270	40
SPEED KP *	85 - 100	-
	125	26,5
SPEED KN *	150 - 260	49
	150 - 320	49
SPEED RVL	160 - 190	36
SPEED RVM	225 - 250	41,5
SPEED K2	260 - 320	-
TURBO T 51 SR	160 - 225	30
	105	20 **
TURBO T 76 SR	125 - 200	35
	105 - 155	30
TURBO T 100 SR	180 - 220	41,3
	155 - 220	41,3
TURBO T 110 SR	250 - 280	41,3
TURBO T 120 SR	155 - 300	41,3
TORNADO KA *	125	26,5
	150 - 320	49

* ONLY for version with mechanical or hydraulic side shift
 * SOLO versioni con spostamento manuale o idraulico
 * SEULEMENT pour version avec déport latéral mécanique ou hydraulique
 * NUR fuer Ausführung mit Mechanische oder Hydraulische Seitenverschiebung
 * SOLAMENTE por versión con desplazamiento lateral mecánico o hidráulico

** ONLY for version with mechanical side shift
 ** Solo spostamento manuale
 ** SEULEMENT pour version avec déport latéral mécanique
 ** NUR fuer Ausführung mit Mechanische Seitenverschiebung
 ** SOLAMENTE por versión con desplazamiento lateral mecánico


FOLDING RANGE: HURRICANE H 202 FOLD / H 252 FOLD

- 1 SERIE PIEGHEVOLE
- 2 SÉRIE REPLIABLE
- 3 KLAPPBARE PALETTE
- 4 GAMA PIEGABLE



HYDROPNEUMATIC ACCUMULATOR

- 1 ACCUMULATORE OLEOPNEUMATICO
- 2 ACCUMULATEUR OLEOPNEUMATIQUE
- 3 ÖLPNEUMATISCHE SPEICHER
- 4 ACUMULADOR OLEOPNEUMATICO



HYDRAULIC SAFETY HOOKS

- 1 GANCI IDRAULICI DI SICUREZZA
- 2 CROCHETS HYDRAULIQUES DE SÉCURITÉ
- 3 HYDRAULISCHE SICHERHEITSHAKEN
- 4 GANCHOS DE SEGURIDAD HIDRÁULICOS



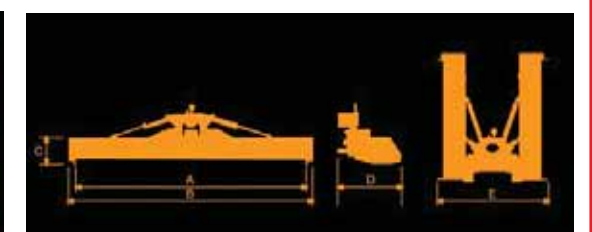
MAX INCLINATION IN WORKING CONDITIONS

- 1 INCLINAZIONE MASSIMA DI LAVORO
- 2 INCLINAISON MAXI EN PHASE DE TRAVAIL
- 3 MAX. ARBEITSNEIGUNG DES BETRIEBS
- 4 INCLINACIÓN MÁXIMA EN FASE DE TRABAJO



TRANSPORT POSITION

- 1 POSIZIONE DI TRASPORTO
- 2 POSITION DE TRANSPORT
- 3 POSITION FÜR TRANSPORT
- 4 POSICIÓN DE TRANSPORTE

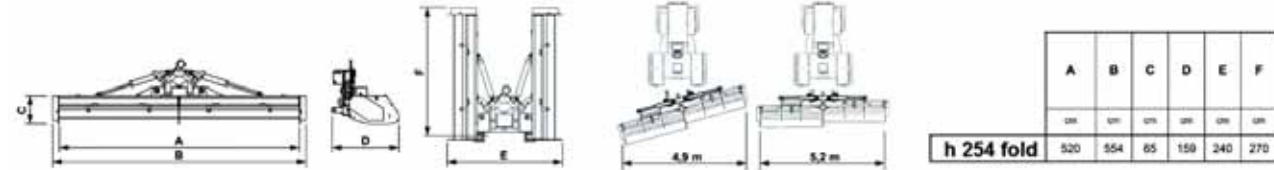


	A cm	B cm	C cm	D cm	E cm
H 202 FOLD 460	462	492	64	142	244
H 202 FOLD 520	512	542	64	142	244
H 202 FOLD 560	562	596	70	151	243
H 252 FOLD 520	523	553	63	126	241
H 252 FOLD 565	563	593	63	141	247
H 252 FOLD 600	602	632	63	141	247
H 252 FOLD 645	644	671	63	141	251

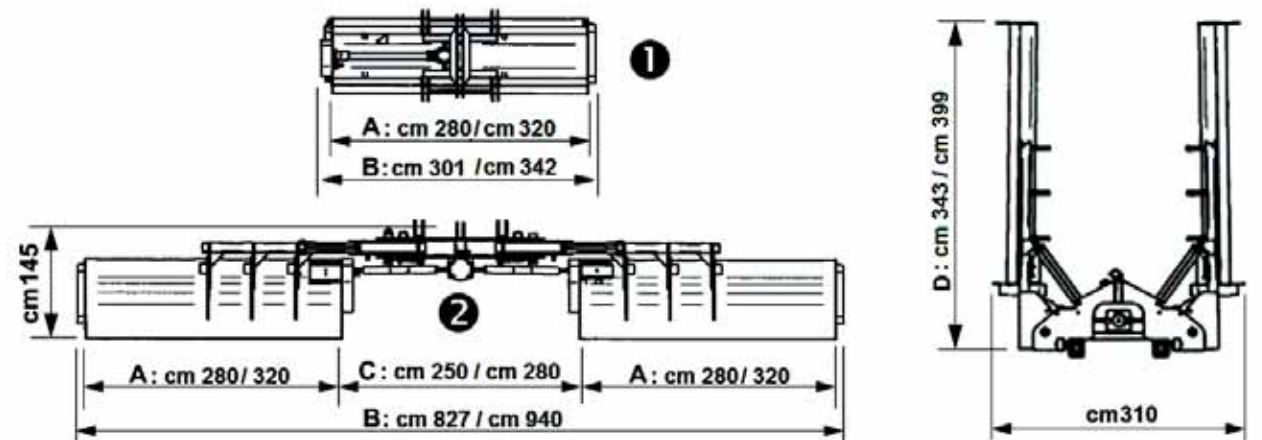
FOLDING RANGE: HURRICANE H 254 FOLD / H 256 FOLD



FOLDING RANGE: HURRICANE H 254 FOLD



FOLDING RANGE: HURRICANE H 256 FOLD



RESIDUES COLLECTING RAKES

- 1 ASTE DI RACCOLTA
- 2 TIGES DE RÉCOLTE RESIDUS
- 3 RECHEN
- 4 RASTRILLOS

- SPEED KL TURBO T 76 SR TORNADO KA
- SPEED L TURBO T 100 SR
- SPEED KP TURBO T 110 SR
- TURBO T 120 SR



HYDRAULIC INTER-ROWS ARM, SPRING OPERATED

- 1 BRACCIO INTERFILARE IDRAULICO A MOLLA
- 2 BRAS HYDRAULIQUE INTER-RANGÉES À RESSORT
- 3 HYDRAULISCHER AUSLEGERARM MIT FEDERUNG
- 4 BRAZO INTERLINEA HIDRÁULICO CON MUELLE


- SPEED KL Ø 50 - 60 TORNADO KA Ø 50 - 60 - 80
- SPEED L Ø 50 - 60
- SPEED KP Ø 50 - 60 - 80



HYDRAULIC INTER-ROW ARM WITH SENSOR

- 1 BRACCIO INTERFILARE IDRAULICO CON TASTATORE
- 2 BRAS HYDRAULIQUE INTER-RANGÉES AVEC PALPEUR
- 3 HYDRAULISCHER AUSLEGERARM MIT SENSOR
- 4 BRAZO INTERLINEA HIDRÁULICO CON PALPADOR

- SPEED KL Ø 50 - 60 TORNADO KA Ø 50 - 60 - 80
- SPEED L Ø 50 - 60
- SPEED KP Ø 50 - 60 - 80





















BEVELLED CORNER

- 1 PROFILO SMUSSATO
- 2 ANGLE ÉMOUSSE
- 3 ABGESCHRÄGTE ECKE
- 4 PERFIL REDONDEADO

- SPEED KN

MULCHERS/SHREDDERS

							
MOD.	HP - CV - PS	540 1000	U S M	SPBX N°	A B	KG	
SPEED KL 85	15-50 (70*)	• ○	24 12 12	2	85 93	223	
SPEED KL 100	15-50 (70*)	• ○	24 12 12		100 116	231	
SPEED KL 115	20-50 (70*)	• ○	32 16 16		115 131	266	
SPEED KL 130	20-50 (70*)	• ○	32 16 16		130 146	295	
SPEED KL 145	20-50 (70*)	• ○	40 20 20		3	145 165	311
SPEED L 110	20-50 (70*)	• ○	32 16 16			110 119	248
SPEED L 120	20-50 (70*)	• ○	32 16 16		2	120 129	260
SPEED L 135	25-50 (70*)	• ○	32 16 16			135 144	275
SPEED L 145	25-50 (70*)	• ○	40 20 20		3	145 156	297
SPEED L 155	30-50 (70*)	• ○	48 24 24			155 166	318
SPEED KLA 130	20-50 (70*)	• ○	32 16 16	2	130 152	302	
SPEED KLA 145	25-50 (70*)	• ○	40 20 20		145 171	320	
SPEED KLA 160	25-50 (70*)	• ○	48 24 24	3	160 187	340	
SPEED KLA 175	30-50 (70*)	• ○	56 28 28		177 204	366	
SPEED KLA 190	35-50 (70*)	• ○	56 28 28	4	191 217	385	
SPEED KLA 210	40-50 (70*)	• ○	56 28 28		212 239	465	
SPEED KLS 160	25-50 (70*)	• ○	48 24 24	3	160 181	363	
SPEED KLS 175	30-50 (70*)	• ○	56 28 28		177 197	390	
SPEED KLS 190	35-50 (70*)	• ○	56 28 28	4	191 211	410	
SPEED KLS 210	40-50 (70*)	• ○	56 28 28		212 232	443	
SPEED KLS 225	45-50 (70*)	• ○	64 32 32	4	221 241	463	
SPEED KLS 250	50-50 (70*)	• ○	80 40 40		252 272	543	
SPEED KLS 270	50-50 (70*)	• ○	80 40 40		270 290	570	
SPEED KP 85	15-50 (70*)	• ○	24 8+16 8 8	3	85 98	297	
SPEED KP 100	15-50 (70*)	• ○	24 8+16 8 8		100 161	310	
SPEED KP 125	20-50 (70*)	• ○	36 12+24 12 12		125 141	422	
SPEED KP 150	30-90 (130*)	• ○	36 12+24 12 12	4	150 170	482	
SPEED KP 175	30-90 (130*)	• ○	48 16+32 16 16		175 195	540	
SPEED KP 200	40-90 (130*)	• ○	60 20+40 20 20	5	200 220	572	
SPEED KP 225	45-90 (150*)	• ○	60 20+40 20 20		223 243	635	
SPEED KP 240	50-90 (150*)	• ○	60 20+40 20 20		242 262	660	
SPEED KP 260	55-90 (150*)	• ○	72 24+48 24 24	4	260 280	737	
SPEED KN 150	30-90 (130*)	• ○	36 12+24 12 12		150 173	458	
SPEED KN 175	30-90 (130*)	• ○	48 16+32 16 16	5	175 198	506	
SPEED KN 200	35-90 (130*)	• ○	60 20+40 20 20		200 223	538	
SPEED KN 225	45-90 (150*)	• ○	60 20+40 20 20	5	223 246	600	
SPEED KN 240	50-90 (150*)	• ○	60 20+40 20 20		242 263	620	
SPEED KN 260	55-90 (150*)	• ○	72 24+48 24 24		250 283	693	
SPEED KN 280	60-90 (150*)	• ○	72 24+48 24 24	5	280 303	797	
SPEED KN 320	80-90 (150*)	• ○	84 28+56 28 28		321 343	883	
SPEED RVL 160	40-55 (70*)	• ○	36 12 12	3	161 176	460	
SPEED RVL 190	45-55 (70*)	• ○	48 16 16		191 206	485	
SPEED RVL 225	50-55 (70*)	• ○	60 20 20	4	221 237	531	
SPEED RVL 250	50-55 (70*)	• ○	60 20 20		252 267	600	
SPEED RVM 260	110-230	- •	28+56 28	6	255 293	1466	
SPEED RVM 290	120-230	- •	32+64 32		290 318	1616	
SPEED RVM 320	130-230	- •	32+64 32		320 348	1750	
SPEED K2 160	25-50 (70*)	• ○	32 16 16	3	160 180	355	
SPEED K2 190	30-50 (70*)	• ○	32 16 16		191 201	401	
SPEED K2 210	35-50 (70*)	• ○	32 16 16	4	212 231	435	
SPEED K2 225	40-50 (70*)	• ○	40 20 20		221 240	457	
TURBOT51 SR 105	20-50	• ○	30 10 60	3	106 122	225	
TURBOT51 SR 125	25-50	• ○	36 12 -		125 141	280	
TURBOT51 SR 155	25-50	• ○	48 16 -		154 170	320	
TURBOT51 SR 180	30-50	• ○	54 18 -		182 198	350	
TURBOT51 SR 200	35-50	• ○	60 20 -		201 217	375	

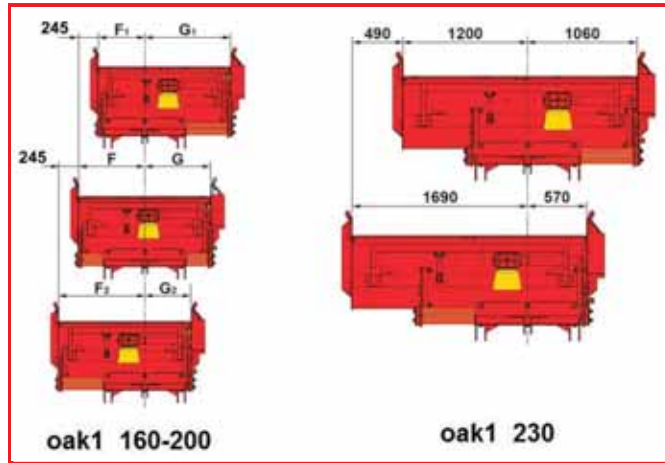
						
MOD.	HP - CV - PS	540 1000	U S M	SPBX N°	A B C	KG
TURBOT76 SR 105	30-70	• ○	24 8 -	3	107 126	435
TURBOT76 SR 125	35-70	• ○	30 10 -		124 143	450
TURBOT76 SR 140	40-70	• ○	36 12 -		143 162	465
TURBOT76 SR 155	45-70	• ○	42 14 -		162 181	495
TURBOT76 SR 180	45-70	• ○	48 16 -		181 199	530
TURBOT76 SR 200	50-70	• ○	54 18 -	4	200 218	575
TURBOT76 SR 220	50-70	• ○	60 20 -		219 237	620
TURBOT100 SR 155	40-75	• ○	42 14 14	4	154 172	610
TURBOT100 SR 180	45-75	• ○	48 16 16		182 200	640
TURBOT100 SR 200	45-75	• ○	54 18 18		201 219	680
TURBOT100 SR 220	50-75	• ○	60 20 20	5	219 237	740
TURBOT110 SR 250	55-90	• ○	66 22 22		249 267	830
TURBOT110 SR 280	55-90	• ○	72 24 24	5	277 295	900
TURBOT120 SR 155	60-75	• ○	42 - 14		154 174	740
TURBOT120 SR 180	65-120	• ○	48 - 16	4	182 202	770
TURBOT120 SR 200	75-120	• ○	54 - 18		201 221	800
TURBOT120 SR 220	80-120	• ○	60 - 20	5	219 239	870
TURBOT120 SR 250	95-120	• ○	66 - 22		249 269	960
TURBOT120 SR 280	100-120	• ○	72 - 24	5	277 297	1040
TURBOT120 SR 300	100-120	• ○	78 - 26		295 315	1130
TORNADO KA 125	20-50 (70*)	• ○	36 12+24 12 12	3	125 141	460
TORNADO KA 150	20-50 (70*)	• ○	36 12+24 12 12		150 170	511
TORNADO KA 175	20-50 (70*)	• ○	46 16+32 16 16	4	175 195	547
TORNADO KA 200	20-50 (70*)	• ○	60 20+40 20 20		200 220	630
TORNADO KA 225	20-50 (70*)	• ○	60 20+40 20 20	5	225 243	688
TORNADO KA 260	20-50 (70*)	• ○	72 24+48 24 24		260 280	760
TORNADO KA 280	20-50 (70*)	• ○	96 32+64 32 32	280 300	930	
TORNADO KA 320	20-50 (70*)	• ○	96 32+64 32 32	6	321 350	1470
TORNADO KAS 320		- •			399 428	1740
TORNADO KAS 400		- •				
TORNADO GL 400r	150-215	• ○	- - 96	10	400 427	2235
TORNADO GL 420r	150-225	• ○	96 - -		423 458	2440
TORNADO GL 580r	165-255	• ○	- 112 -	12	582 617	3400
TORNADO GL 720r	180-255	• ○	- - 160		720 755	4400
TORNADO GL 800r	200-255	• ○	- - 192	805 840	4700	
TORNADO Tiron 230	60-90 (150*)	• ○	50	5	230 251	890
TORNADO Tiron 280	80-90 (150*)	• ○	64		278 299	1066
HURRICANE H82 160	55-70	• ○	32 48 16 32	4	163 180	600
HURRICANE H82 200	60-70	• ○	40 60 20 40		200 237	650
HURRICANE H82 230	65-70	• ○	44 66 22 44	5	232 249	700
HURRICANE H82 PLUS 250	70-90	• ○	48 72 24 48		252 269	810
HURRICANE H82 PLUS 280	80-90	• ○	56 84 28 56		276 293	900
						
MOD.	HP - CV - PS	540 1000	RY CA YY	N°	A B C	KG
HURRICANE H202 FOLD 460	120-255	- •	104 104 -	10	462 492	2250
HURRICANE H202 FOLD 520	150-255	- •	120 120 -		512 542	2400
HURRICANE H202 FOLD 560	180-255	- •	136 136 -	10	562 596	2450
HURRICANE H252 FOLD 520	140-255	- •	- - 144		523 553	2180
HURRICANE H252 FOLD 565	160-255	- •	- - 192		563 593	2500
HURRICANE H252 FOLD 600	180-255	- •	- - 192		602 632	2680
HURRICANE H252 FOLD 645	200-255	- •	- - 192		644 671	2740
HURRICANE H254 FOLD 520	140-200	- •	144 48+96 48 48	10	520 554	2400
HURRICANE H256 FOLD 800	160-255	- •	288 96+192 96 96		810 827	4083
HURRICANE H256 FOLD 920	200-255	- •	288 96+192 96 96	920 940	4422	

*Con PTO 1000 •Di Serie ○A richiesta -Non disponibile

OAK 1 . OAK 2 . OAK 3

MOD.	HP - CV - PS	540		1000		F	FP	SPBX N°	A	B	KG
		•	◦	•	◦						
OAK 1 130	60-110 (150*)	•	◦	26	-	5		136	164	750	
OAK 1 160	70-110 (150*)	•	◦	32	-			163	191	822	
OAK 1 200	80-110 (150*)	•	◦	40	-	6		199	277	913	
OAK 1 230	90-150	-	•	46	-			226	254	1008	
OAK 1 300	150-225	-	•	64	-	10		310	345	1705	
OAK 2 130	70-110 (150*)	•	◦	-	22			129	158	1050	
OAK 2 160	90-110 (150*)	•	◦	-	28			160	188	1200	
OAK 2 180	100-150	-	•	-	32	6		180	209	1299	
OAK 2 225	130-150	-	•	-	40			224	251	1497	
OAK 3 200	100-250	-	•	-	34	6		200	232	1357	
OAK 3 230	130-250	-	•	-	40			230	264	1596	
OAK 3 270	150-250	-	•	-	48	12		271	305	1900	

* With/Con/Avec/Mit/Con PTO 1000 • STANDARD ◦ OPTION
- NOT AVAILABLE / PAS DISPONIBLE / NICHT VERFÜGBAR / NO DISPONIBLE



HYDRAULIC SIDE SHIFT

- I SPOSTAMENTO LATERALE IDRAULICO
- F DÉPORT LATÉRAL HYDRAULIQUE
- D HYDRAULISCHE SEITEN VERSCHIEBUNG
- E DESPLAZAMIENTO LATERAL HIDRÁULICO

OAK1 - 160	
815	F G G1 G1 815
1060	G2 G2 G2 G2 570

OAK1 - 200	
995	F G G1 G1 995
1240	G2 G2 G2 G2 750



DOUBLE SIDE TRANSMISSION

- I DOPPIA TRASMISSIONE LATERALE
- F DOUBLE TRANSMISSION LATÉRAL
- D DOPPEL SEITLISCHE ANTRIEB
- E DOBLE TRANSMISSION LATERAL

STANDARD:
OAK 1/300
OAK 3/230-270



SPECIAL ROTOR (FORESTRY)

- I ROTORE SPECIALE FORESTALE
- F ROTOR SPECIAL (FORESTIER)
- D SPEZIELLEROTOR (FORST)
- E ROTORE ESPECIAL (FORESTALE)

STANDARD:
OAK 1
OAK 2
OAK 3



HYDRAULIC SIDE TRANSMISSION

- I TRASMISSIONE LATERALE IDRAULICA
- F TRANSMISSION LATÉRAL HYDRAULIQUE
- D HYDRAULISCHER ANTRIEB
- E TRANSMISSION LATERAL HIDRÁULICA

OPTION:
OAK 1



OAK1/300 - OAK2 - OAK3: OPENING REAR HOOD WITH IDRAULIC JACKS

- I COFANO APRIBILE CON MARTINETTO IDRAULICO
- F CAPOT ARRIERE OUVRANT AVEC VERINS HYDRAULIQUES
- D OEFFENBARE HAUBE MIT ZYLINDER
- E GATOS HIDRAULICOS PARA ABERTURA DEL CAPO



OAK1 - OAK2 - OAK3: GEARBOX WITH FREE WHEEL

- I SCATOLA INGRANAGGI CON RUOTA LIBERA
- F BOÏTIER AVEC ROUE LIBRE
- D GETRIEBE MIT FREILAUF
- E CAJA ENGRANAJES CON RUEDA LIBRE



AUTOMATIC BELT TENSIONER

- I TENDICINGHIA AUTOMATICO
- F TENDEUR DE COURROIES AUTOMATIQUE
- D AUTOMATISCHEN REIMENSANNER
- E TENSOR DE CORREAS AUTOMÁTICO



ADJUSTABLE SKIDS

- I SLITTE REGOLABILI
- F PATINS RÉGLABLES
- D VERSTELLBARE KUFEN
- E PATINES AJUSTABLES



BRANCH CUTTER UNIT

- I ABBATTI RAMI (OPTION OAK1)
- F ABBATEUR DE BRANCHES (OPTION OAK1)
- D KIT ASTNIEDERHALTER (AUF WUNSCH OAK1)
- E ESTRUCTURA PARA ABATIR RAMAS (OPCION OAK1)

MULCHERS/SHREDDERS




GARDEN & AGRI UTILITY

TECHNICAL SECTION

1 SEZIONE TECNICA 2 SECTION TECHNIQUE 3 TECHNISCHE SEITE 4 SECCION TECNICA



BELT TRANSMISSION ADJUSTMENT



- 1 REGOLAZIONE CINGHIE DI TRASMISSIONE
- 2 RÉGLAGE TRANSMISSION DE COURROIES
- 3 KEILRIEMEN VERSTELLUNG
- 4 REGLAJE CORREAS DE TRANSMISIÓN

PIVOTING WHEELS WITH HEIGHT ADJUSTMENT



- 1 RUOTE REGISTRABILI PER ALTEZZA DI TAGLIO
- 2 ROUES PIVOTANTES ET RÉGLABLES EN HAUTEUR
- 3 RÄDER FÜR SCHNITTHÖHENSTELLUNG
- 4 RUEDAS PIVOTANTES Y AJUSTABLES EN ALTURA

SIDE OR REAR DISCHARGE



- 1 SCARICO LATERALE
- 2 EJECTION LAT. OU ARRIERE
- 3 HINTERE ODER SEITLICHE AUSWURF
- 4 DESCARGO LATERAL O TRASERO
- MINI STORM

KIT MULCHING









- NOT AVAILABLE ON MINI STORM 210 REAR DISCHARGE
- 1 NON DISPONIBILE PER IL MINI STORM 210 SCARICO POSTERIORE
 - 2 PAS DISPONIBLE POUR MINI STORM 210 AVEC EJECTION ARRIERE
 - 3 NICHTVERFÜGBAR FÜR MINISTORM 210 HINTERE AUSWURF
 - 4 NO DISPONIBLE PARA MINI STORM 210 DESCARGO TRASERO

WHEELS



- 1 RUOTE
- 2 ROUES
- 3 RÄDER
- 4 RUEDAS
- MINI STORM
N. 4 X Ø 210 mm

MOD.						
	CV	RPM		KG	N.	CM
MINI STORM 120	20 - 30	540	165	4 - Ø 210	3	2 - 7
MINI STORM 150	25 - 35	540	185	4 - Ø 210	3	2 - 7
MINI STORM 180	35 - 40	540	215	4 - Ø 210	3	2 - 7
MINI STORM 210	35 - 40	540	245	4 - Ø 210	3	2 - 7









GARDEN & AGRI-UTILITY IMPLEMENTS

GHIBLI

40-80 HP-CV-PS

GRASS MOWER WITH VARIABLE WORKING WIDTH SUITED TO WORK ON VINEYARDS AND ORCHARDS (WITH OR WITHOUT HYDRAULIC PROBE)

- ① FALCIATRICE A LARGHEZZA VARIABILE PER ERBA PER L'IMPIEGO AGRICOLO SU VIGNETI E FRUTTETI (CON/SENZA TASTATORE IDRAULICO)
- ② TONDEUSE À GAZON AVEC LARGEUR DE TRAVAIL VARIABLE POUR BROYER L'HERBE DANS DES VIGNOBLES ET VERGERS (AVEC OU SANS PALPEUR HYDRAULIQUE)
- ③ SICHELMULCHER MIT VARIABLE ARBEITSBREITE FÜR GRAS UND WEIN-UND OBSTBAU (OHNE ODER MIT HYDRAULISCHER FEINTASTER)
- ④ CORTADORA DE CÉSPED DE CORTE VARIABLE PARA TRITURACIÓN DE HIERBA Y USO AGRÍCOLO EN VIÑEDOS Y FRUTALES (CON O SIN PALPADOR HIDRÁULICO)

								
Ghibli 180-330	40 - 80	540	1" 3/8 Z6	510	n.4	n.8	cm. 2 - 8	A cm. 183 B cm. 333
Ghibli 220-390	40 - 80	540	1" 3/8 Z6	610	n.4	n.8	cm. 2 - 8	A cm. 223 B cm. 393













FLASH COLLECTOR XR


15-50 HP-CV-PS

SHREDDER WITH COLLECTOR (DISCHARGE ON THE GROUND) FOR MAINTENANCE OF GREEN AREAS

- ① TRINCIATRICE CON RACCOGLITORE (SCARICO A TERRA) PER MANUNTENZIONE VERDE
- ② BROYEUR AVEC RAMASSEUR (DÉCHARGE AU SOL) POUR L'ENTRETIEN DES ESPACES VERTS
- ③ MULCHGERÄT MIT SAMMLER (AUSWURF AM BODEN) FÜR DIE PFLEGE VON GRÜNFLÄCHEN
- ④ TRITURADORA CON CONTENEDOR (DESCARGO ABAJO) PARA EMPLEO EN LA CONSERVACIÓN DEL PAISAJE/ÁREAS VERDES

										
Flash c XR 110 cm 2-8	15 - 50	540/1000	1" 3/8 Z6	438	n.3	n.16	n. 16+16+16	n.16	cm. 3*	cm. 2,8
Flash c XR 130 cm 2-8	18 - 50	540/1000	1" 3/8 Z6	460	n.3	n.16	n. 16+16+16	n.16	cm. 3*	cm. 2,8
Flash c XR 130 cm 2-8	20 - 50	540/1000	1" 3/8 Z6	498	n.3	n.24	n. 24+24+27	n.24	cm. 3*	cm. 2,8

*WITH HAMMER / CON MAZZA / AVEC MARTEAU / MIT HAMMER / CON MARTILLO












VENTRAL

15-35 HP-CV-PS

GRASS MOWER WITH VARIABLE WORKING WIDTH SUITED TO WORK ON VINEYARDS AND ORCHARDS (WITH OR WITHOUT HYDRAULIC PROBE)

- ① FALCIATRICE A LARGHEZZA VARIABILE PER ERBA PER L'IMPIEGO AGRICOLO SU VIGNETI E FRUTTETI (CON/SENZA TASTATORE IDRAULICO)
- ② TONDEUSE À GAZON AVEC LARGEUR DE TRAVAIL VARIABLE POUR BROYER L'HERBE DANS DES VIGNOBLES ET VERGERS (AVEC OU SANS PALPEUR HYDRAULIQUE)
- ③ SICHELMULCHER MIT VARIABLE ARBEITSBREITE FÜR GRAS UND WEIN-UND OBSTBAU (OHNE ODER MIT HYDRAULISCHER FEINTASTER)
- ④ CORTADORA DE CÉSPED DE CORTE VARIABLE PARA TRITURACIÓN DE HIERBA Y USO AGRÍCOLO EN VIÑEDOS Y FRUTALES (CON O SIN PALPADOR HIDRÁULICO)

									
Ventral 130	15-35 (54-65)	540 (1000*-2000*)	1" 3/8 Z6	510	n.4	n.32	n. 32/16 n. 32/16	cm. 1 - 4	A cm. 132 B cm. 147
Ventral 150	15-35 (54-65)	540 (1000*-2000*)	1" 3/8 Z6	610	n.4	n.48	n. 48/246 n. 42/16	cm. 1 - 4	A cm. 153 B cm. 167
Ventral 180	18-35 (54-65)	540 (1000*-2000*)				n.48	n. 48/24 n. 48/16	cm. 1 - 4	A cm. 180 B cm. 195













FLASH COLLECTOR FC

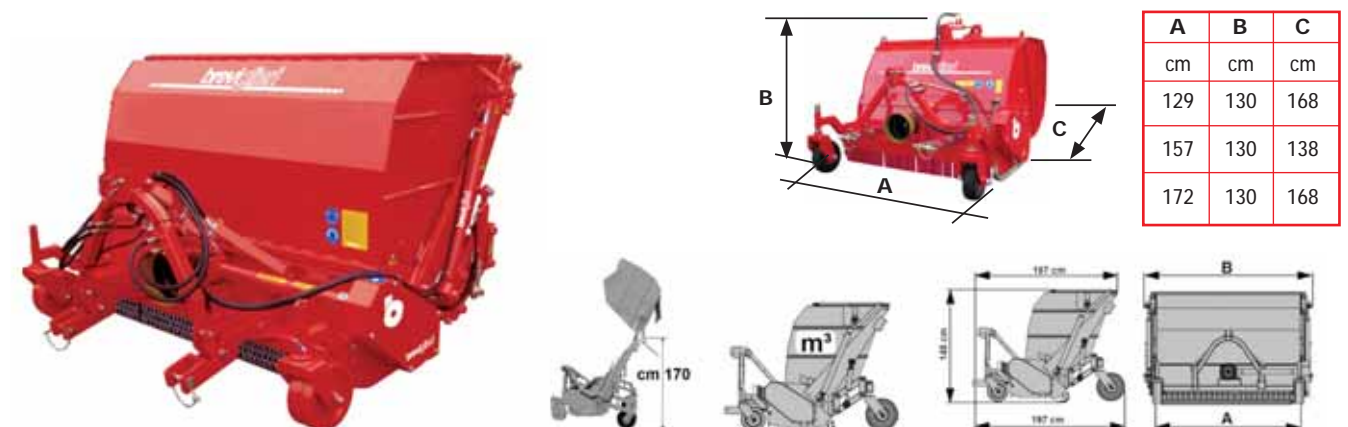
40-50 HP-CV-PS

SHREDDER WITH COLLECTOR FOR MAINTENANCE OF GREEN AREAS TO MULCH TWIGS UP TO Ø 2/3CM

- ① TRINCIATRICE CON RACCOGLITORE PER MANUNTENZIONE VERDE E TRINCIATURA RAMAGLIE FINO A CIRCA Ø 2/3CM
- ② BROYEUR AVEC RAMASSEUR POUR L'ENTRETIEN DES ESPACES VERTS ET BRANCHAGES DE ENVIRONS Ø 2/3CM
- ③ MULCHGERÄT MIT SAMMLER FÜR DIE PFLEGE VON GRÜNFLÄCHEN UND ZWEIGEN BIS Ø 2/3CM
- ④ TRITURADORA CON CONTENEDOR PARA EMPLEO EN LA CONSERVACIÓN DEL PAISAJE/ÁREAS VERDES Y BROTES Ø 2/3CM

											
Flash c FC 160	40 - 50	540	1" 3/8 Z6	865	n.3	n.24+24	n. 16+16+16	n.24	n.24	cm. 3*	cm. 2,8

*WITH HAMMER / CON MAZZA / AVEC MARTEAU / MIT HAMMER / CON MARTILLO








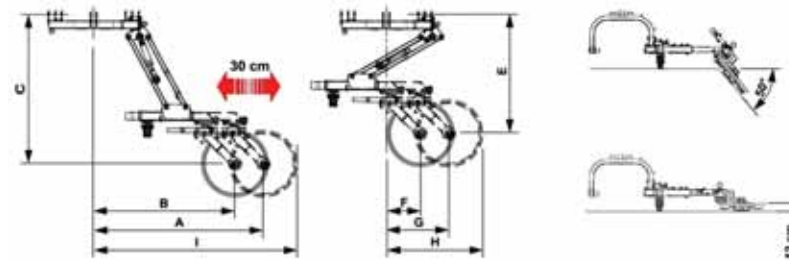
GARDEN & AGRI-UTILITY IMPLEMENTS

DISC X/XA

SIDE MOWER DISC FOR FRONT OR REAR TRACTOR'S HITCH FOR CUTTING GRASS IN THE PRESENCE OF TREES, GUARDRAILS, ROAD SIGNS AND CLEANING AT PLANTS' BASE

- 1 DISCO TAGLIAERBA INTERFILARE PER SFALCIO ERBA APPLICABILE ANTERIORE O POSTERIORE AL TRATTORE PER MANUTENZIONE BORDI STRADALI/PULIZIA SPONDE FOSSE E BASE DELLE PIANTE
- F TONDEUSE À DISQUE LATÉRAL POUR ATTELAGE ARRIÈRE OU AVANT AU TRACTEUR POUR L'ENTRETIEN AU BORD DES ROUTES, FOSSES ET DE LA BASE DES PLANTES
- D SEITLICHE RASENMAHER, HINTEN UND VORNE TRAKTOREN GEEIGNET FÜR DIE PFLEGE VON STRASSENGRABENÄNDERN, REINIGUNG STRASSENGRABENÄNDERN UND DER UNTERENTEILE VON PFLANZEN
- E CORTADORA DE CESPED DE DISCO LATERAL POR TRABAJO POSTERIOR Y ANTERIOR AL TRACTOR PARA EL MANTENIMIENTO BORDOS CARRETERAS, LIMPIEZA CUNETAS DE FOSOS DE LA BASE DE LAS PLANTAS







						A cm	B cm	C cm	E cm	F cm	G cm	H cm	I cm
Disc X/50	min. 15	l/m 30	161	44	cm 4-17	180	150	159	126	36	66	94	280
Disc X/60	min. 15	l/m 30	165	60	cm 4-17	180	150	159	126	36	66	102	216
Disc X/80	min. 15	l/m 30	172	74	cm 4-17	183	153	162	129	39	69	112	226
Disc X/50	min. 15	l/m 30	161	44	cm 4-17	216	186	57	30	70	100	128	244
Disc X/60	min. 15	l/m 30	165	60	cm 4-17	216	186	57	30	70	100	136	252
Disc X/80	min. 15	l/m 30	172	74	cm 4-17	219	189	60	33	73	103	146	262

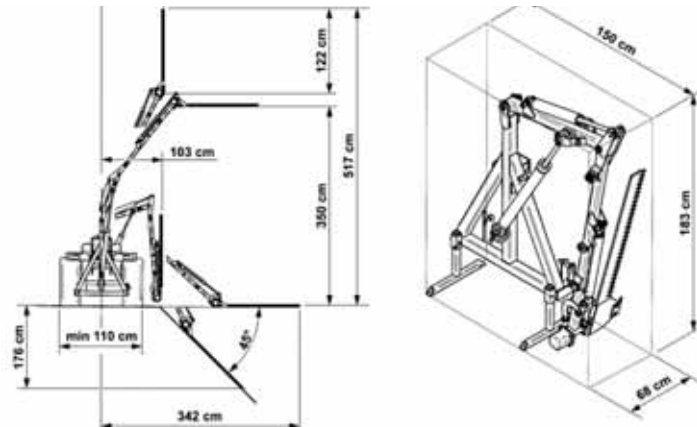


BOOMING

HEDGE MOWER BAR WITH 3PT HITCH (FLOATING CONNECTING ROD), REMOTE CONTROLS BY FLEXIBLE CABLES AND QUICK COUPLINGS FOR CONNECTION TO THE

- 1 BARRA TAGLIASIEPI CON ATTACCO A 3PUNTI (BIELLA OSCILLANTE), COMANDI A DISTANZA CON TELEFLESSIBILI ED INNESTI RAPIDI PER COLLEGAMEN TO ALL'IMPIANTO IDRAULICO TRATTORE
- F BARRE À HAIES AVEC ATTELAGE À 3PT (CHAPE FLOTTANTE), COMMANDES À DISTANCE PAR CÂBLES TÉLÉFLEXIBLES ET RACCORDS RAPIDES POUR LA CONNEXION AU SYSTÈME HYDRAULIQUE DU TRACTEUR
- D HECKENBALKEN MIT 3-PUNKT-ANBAU (MIT SCHWIMMKURBELSTANGE), STEUERUNG ÜBER BOWDENZUG UND SCHNELLKUPPLER FÜR HYDRAULISCHER ANSCHLUSS ZUR SCHLEPPERANLAGE
- E BARRA CORTASETOS CON ENGANCHE A 3-PUNTOS (BISAGRA OSCILANTE), CONTROLES REMOTOS POR CABLES TELEFLEXIBLES Y ACOPLAMIENTOS RÁPIDOS AL SISTEMA HIDRÁULICO DEL TRACTOR

						
Booming	180 BAR	l/m 3 ÷ 4	182	Ø 2 cm	122	300 / min.





lbreviglieri

Marchio di DEMETRA S.p.A. via E. Nobili, 44 - 40062 Molinella (BO) - Italia - C.F.: 02441250376 - P.IVA: IT00578341208

Sede Operativa (VR): via A. Labriola, 2 - 37054 Nogara (VR) - Italia

Tel. 0442 537411 - Tel. export 0039 0442 537404 - Fax 0039 0442 537444

www.breviglieri.com - email: info@breviglieri.com