



FAQ

PROTECTIVE GEAR

TYPES OF PROTECTIVE GEAR



POWERSLIDE offers a wide range of high-quality protective gear designed for all types of skating including kids, urban, aggressive, SUV and race. All of our protective gear is comfortable and stylish while providing superb safety and security.





TWO TYPES OF PROTECTIVE GEAR

Minimalist: Designed for expert skaters looking for essential protection that least affects their movement. Primarily made of elasthane, polyester aero mesh or lycra; minimalist items can also incorporate EVA foam.





TWO TYPES OF PROTECTIVE GEAR

Hardshell: Generally designed for beginners and casual skaters but also suitable for all other skaters who are looking for maximum protection. Hardshell protective gear delivers excellent safety and security for a reasonable price. Hard-shell protective gear incorporates EVA foam and is anatomically pre-shaped, delivering not just protection but also comfort.



WHAT IS THE RIGHT POWERSLIDE PROTECTION FOR MY USE?

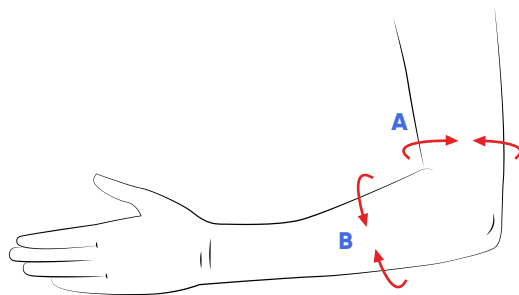


With such a large selection of high-quality protective gear, it can seem daunting to find the right gear for your individual needs. Generally, we recommend to use hardshell product for beginner and for people looking for the maximum protection.

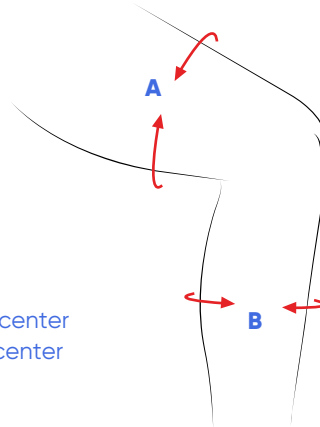
Powerslide protective gear is NOT designed for any motorized sports. Our products are designed for action sports, including inline skating, skateboarding, biking, scooter riding or snow sports.

HOW DO I CHOOSE THE RIGHT SIZE OF PROTECTIVE GEAR?

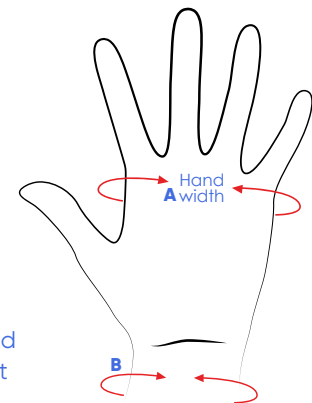
When determining the right size of protective gear, please refer to the body measurements as indicated in our sizing charts that include information for all of our products. The sizing charts will help you find the perfect fit, but please keep in mind that these charts are meant to be helpful guidelines and every individual is different. The size charts for each product can be found on our website.



A 5" above elbow center
B 4" below elbow center



A 4" above knee center
B 4" below knee center



A Center of the hand
B Center of the wrist

HOW DO I KNOW MY PROTECTION IS ON PROPERLY?



For your protective gear to work properly, make sure that it fully covers the body area you're looking to safeguard. To ensure maximum protection and comfort, select the correct size and make sure the product fits tight to your body; the fit shouldn't be so tight that it cuts off circulation or causes pain. Attach all straps and other fasteners carefully to prevent unwanted slipping and ensure maximum comfort.

HOW DO I CLEAN MY PROTECTIVE GEAR?

Protective gear often incorporates impact foam that can be damaged in the washing process. For this reason, you will find a non-washing icon on your product label. If your Powerslide protective product features fully removable foam padding, you can hand wash your protection AFTER the foam has been removed. Caps, straps, plastic loops, and fasteners, can be cleared of debris using any kind of brush. If the guard components have become soiled in use, wipe the surface with a damp cloth. Use a soft brush damped in water to clean the rigid parts components of the products. Only use tap water, never use cleaners, detergents, or a washing machine to clean your protective gear as it can be damaged in the cleaning process and chemicals can affect the product and reduce the level of protection. Common household substances applied to this product (solvent, cleaners, hair tonics, etc.) can cause damage that may be invisible to the user but can still compromise the effectiveness/safety of your Powerslide product.

HOW SHOULD I STORE MY PROTECTOR?

Place your Powerslide gear on a clean, dry surface and store in a dry, well-ventilated area away from direct sunlight, moisture, and extreme temperatures. Keep protective gear away from temperatures below 5°C and above 50°C. We recommend products should not be left outside or exposed to low temperatures before use. Do not place heavy objects on top of your protective gear as this can damage the fabrics and plastic materials. The protection provided by your Powerslide product should not be affected by non-extreme ambient temperature and weather conditions.

WHEN SHOULD I REPLACE MY PROTECTIVE GEAR?



Powerslide protective gear is designed to protect you from harmful injuries when you are out practicing your favorite action sport. Replace the product immediately after damage, including things like cracked or broken caps, ripped straps or unglued foam.

Remember even the best athletes crash and fall from time to time and replace padding regularly. With regular use, it's common for protective gear to receive frequent knocks, impacts and scrapes which can pack down padding or deteriorate materials, reducing effectiveness.

If velcro straps on your protective gear lose don't stay connected, they must be cleaned from dirt.

SAFETY FIRST!

As per EU-directive, protective gear should be replaced after 5 years starting from the manufacturing date.

At Powerslide we're serious about safety and ensure all of our protective equipment meets European standards for Protective Gear Equipment. Ennui skate protectors have been tested against the manufacturer's specifications and EU-Type-Examination certification has been issued by certified laboratories. Ennui protectors are CE-marked to denote compliance with the Personal Protective Equipment Regulation (EU) 2016/425. The following European Standards have been used in the evaluation of Ennui products:

EN 14120:2003 + A1:2007: for wrist, palm, knee and elbow protectors for users of roller sports equipment

EN 13061:2009-12: for shin guards

EN 1621-1:2003: for protective pants

EN 15613:2009-01: for Shock Sleeve series knee and elbow gaskets

Skate protectors conforms to Level 1 are intended to be suitable for normal roller sports of EN 14120

Skate protectors conforms to Level 1 are intended to be suitable for acrobatic roller sports of EN 14120

Performance requirements of protectors for users of roller sports equipment are based on 3 ranges of body mass related to EN 14120:

Range A – users up to 25kg body mass

Range B – users of body mass more than 25kg to 50kg

Range C – users of body mass above 50kg

WE LOVE TO SKATE.

POWERSLIDE



powerslide.com



facebook.com/powerslideworld



@powerslidebrand



youtube.com/powerslideinlineskates



linkedin.com/company/powerslideinlineskates



pinterest.com/powerslide



yumpu.com/user/powerslide.com

POWERSLIDE Sportartikelvertriebs GMBH

Esbachgraben 1, 95463 Bindlach, Germany,

Ph. 49 (0) 9208 6010-0 | Fx. +49 (0) 9208 9421 | powerslide@powerslide.de

©All rights reserved