

+ LUSTRE
CLEARSKIN

RENEW
PRO FACEWEAR



Instructions for Use

RENEW

PRO FACEWEAR



Welcome to LUSTRE® ClearSkin RENEW Pro Facewear, discover the revolutionary power of light to transform the appearance of your skin.

Our revolutionary innovations are developed by scientists for beautiful results. We aim to challenge conventions and reinvent skincare through innovative, safe and proven technologies to deliver amazing skin benefits.

LUSTRE® ClearSkin RENEW Pro Facewear is designed to help promote skin radiance and fight against dull, lifeless and tired looking skin. This ground-breaking mask adapts precisely to your skin needs thanks to its innovative app allowing you to create a personalized skincare routine by selecting either a full-face session or targeted personalized sessions.

Experience a relaxing skincare moment and let your skin benefit from a proven technology from the comfort of your own home. Simply choose your setting, put on the mask and enjoy! It only takes 10 minutes.

LUSTRE® ClearSkin RENEW Pro Facewear is easy to use, hands-free, lightweight and semi-flexible for ultra-comfort and a perfect fit. Enjoy your session safely thanks to its unique integrated eye protection.

Benefits of LUSTRE[®] ClearSkin RENEW Pro Facewear



RADIANT SKIN



ENERGIZED



REVITALISED

Personalize your experience

Download the LUSTRE[®] ClearSkin app in the iOS or Google Play store to get full control of your skincare routine and personalize your session. Make a weekly plan, or access skincare tips for beautiful results.

Important Safety Information

- **DO NOT** operate the mask where it could come in contact with water.
- **DO NOT** use or charge the mask with a power adapter that is damaged and/or faulty.
- **DO NOT** harshly bend or abuse wire of the USB charging cord.
- **DO NOT** fold/bend or abuse your LUSTRE[®] ClearSkin RENEW Pro Facewear mask as this might damage the LED lights.

- **DO NOT** attempt to take the mask apart. This will void the warranty.

- Stop using the mask immediately if you think it is defective. Please contact our customer care team at info@lustreskin.com

Disclaimer

The product is a beauty appliance and is not intended to diagnose, cure or prevent any disease. LUSTRE® ClearSkin makes no claims, representations, or warranties regarding the ability of this product to cure any physical, skin, or mental condition. A qualified healthcare professional should be consulted with regards to any condition requiring medical attention.

Product Representation

LUSTRE® ClearSkin is constantly improving products with the latest technology. As a result, the actual product may differ slightly from the products shown in the images on the packaging and the user guide.

Cautions:

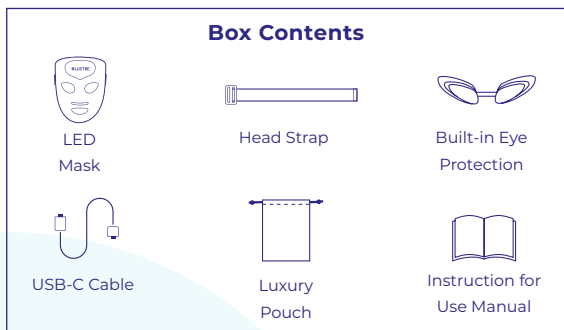
- **DO NOT** look directly into the lights. Doing so may cause temporary vision discomfort. Use the bespoke built in eye protection.

- **DO NOT** place the device near water or any wet surface.
- This mask is recommended for use on adults 18+ but can be used by adolescent over the age of 13 years old under the supervision of a parent/guardian aged 18+.
- This product shall not be used by children under the age of 13.
- Please consult your general practitioner prior to use if you are, or suspect you are pregnant.
- Please consult your general practitioner prior to use if you have, or suspect you have cancer.
- We highly recommend users perform a light sensitivity test before their first use of the device.

Table of Contents

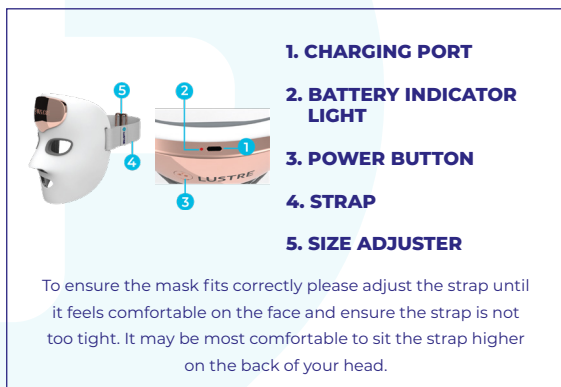
1. What's in the Box	8
2. Before You Start:	9
- Charging	9
- Light Sensitivity Test	9
- Get Your Mask Ready	10
3. Discover the revolutionary power of light to transform the appearance of your skin	11
4. How to use the mask	12
- General use	12
- Connecting the mask	14
- Cleaning	15
- Storing	15
5. Warnings	15
6. Troubleshooting	20
7. Disposal	21
8. Specifications	21
9. Warranty	22
10. Contact info	26

What's in the Box



Please contact customer support if any of the mentioned components are missing or damaged.

Product Overview



Before You Start

1. Charging

To charge the mask insert the USB-C cable into the mask. Insert the USB-A side of the cable into a USB power supply. The power indicator on the device will start to blink indicating it is charging. When the mask is fully charged the power indicator will turn off.

Note: Always unplug the mask before use, the mask will not work while being charged.

2. Light Sensitivity Test

1. Place the mask on the inner forearm. Switch on the mask for a full 10 minutes cycle.
2. Don't look directly into the light, since it might be harmful to your eyes. Cautiousness is advised.
3. If your skin feels hot, uncomfortable, or itchy during the session stop immediately!
4. Wait until the session is fully completed. It will take 10 minutes to complete a full session.
5. The mask will automatically turn off after the session is completed. Remove the mask and wait for at least 6 hours.

Check your skin regularly over the six hours, if your skin appears red and/or itchy the mask is unsuitable for you. In the case of light sensitivity please contact your medical advisor or doctor.

3. Get Your Mask Ready

How LUSTRE[®] ClearSkin REN_EW Pro Facewear mask works

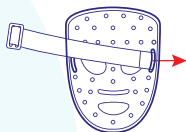
Step 1

Make sure that the inside of the mask is facing you.



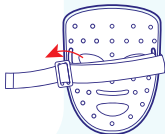
Step 2

Slide the strap through slot 2. Check if the LUSTRE[®]rubber logo on the strap is facing towards you.



Step 3

Insert the strap through the slide adjuster.



Step 4

Slide the strap through slot one from the inside towards the outside of the mask and attach the velcro parts.



Discover the revolutionary power of light to transform the appearance of your skin

LED stands for light-emitting diodes. We use a selection of three different lights, that are the perfect combination to achieve a fresher looking skin and reveal a youthful glow. LUSTRE® ClearSkin RENEW Pro Facewear delivers targeted personalized sessions thanks to it's 80 dual core LEDs:

50 dual core LEDs (RED + INFRARED lights) for a revitalized and radiant complexion.

30 dual core LEDs (RED + BLUE lights) for an energized and fresher looking skin.

LUSTRE® ClearSkin RENEW Pro Facewear is safe and includes a built-in eye protection.

Overview

Session time	10 minutes
ENERGIZE setting uses purple light for a fresher looking skin	Every day for 30 days
REVITALIZE setting uses red light to reveal a youthful glow and a radiant complexion	Use 5 times a week for 6 weeks

How To Use the Mask

General Use

Step 1

Start by cleaning your face with a gentle cleanser. Fit the mask comfortably and switch it on by pressing the power button for a few seconds until the power indicator lights up. The mask is now in standby mode.



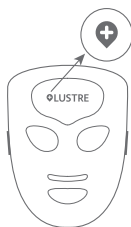
Step 2

You can select the desired setting by pressing the power button

several times until the desired setting is selected.

1. Energize setting - purple light

For a softer and fresher looking skin day after day.



2. Revitalize setting - red light

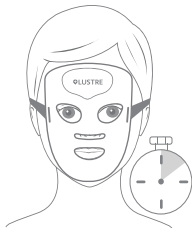
For a visibly youthful glow and a radiant complexion.

You can also personalize your session by downloading the app. See page 14 for instructions.

Step 3

After 10 minutes, the power indicator will blink twice before turning off automatically.

Once the session is completed remove the mask and apply your usual serums and creams.



Note: The mask will automatically turn off after 5 minutes of inactivity

Connecting the mask

To personalize your session you should first download and connect your mask to the LUSTRE® ClearSkin app for Android or iOS, by scanning the below QR code.



After installing and opening the app, the 1st step will be to create an account. Follow the steps shown in the app. Turn on the mask by pressing the power button for a few seconds. This will allow the mask to be discovered by Bluetooth.

Use the app to personalize and plan your sessions, start your skin program (also called challenge) and discover skincare tips and products.

**Don't hesitate to contact:
customer@lustreskin.com, if you need
any assistance.**

Cleaning

It is important to care for your mask. Clean the mask with a damp cloth after each use. Stubborn stains can be removed by gently wiping the stain with a mixture of 70% alcohol.

- **DO NOT** clean the mask while it is turned on.
- **DO NOT** clean the mask while charging.
- **DO NOT** use any other cleaning products as they might damage the mask.

Storing

Store the mask in the supplied pouch or the packaging. Make sure the mask is not bent, stretched or crushed while being stored or when traveled with.

Warnings

- Fitzpatrick Skin Types V and VI can use the mask safely, however we strongly recommend to assess your skin carefully after each session, there is an increased risk of pigmentation on those skin types.
- **DO NOT** shine the light from the LEDs directly into your eyes or someone else's eyes. This may cause temporary loss of sight.

- **DO NOT** use the mask under the age of 13. Adolescents over the age of 13 years old must use the mask under the supervision of a parent/guardian aged 18+.

- **DO NOT** let children under the age of 18 clean, charge or use the mask without adult supervision.

- **DO NOT** let children play with the mask. Keep out of reach of children.

- **DO NOT** perform maintenance or take apart the product. In case of malfunction or damage please contact customer support.

- **DO NOT** use the mask outdoors to prevent damage to the product.

- **DO NOT** bend or twist the mask. Handle the mask with care.

- **DO NOT** sit, lay down or step on the mask. This will break the mask.

- **DO NOT** use solvents or abrasive cleaners on the mask unless explicitly specified in this manual or by customer service.

- **DO NOT** use the mask if it is not working properly, or if it has been dropped or damaged. For warranty and

repairs contact customer support.

- **DO NOT** use the mask if you are taking any medication that can cause photosensitivity. If you are not sure about your medication contact your health professional.

- **DO NOT** use the mask if you are pregnant, planning on becoming pregnant, or breastfeeding.

- **DO NOT** use the mask in any other way than specified in this manual.

- **DO NOT** use the mask if you suffer from Lupus erythematosus, photosensitive eczema, Albinism, or other skin conditions. If you use the mask to treat Lupus erythematosus, photosensitive eczema, or Albinism you may cause a severe skin reaction.

- **DO NOT** use the mask if you suffer from any photosensitive disorder (sensitization to light).

- **DO NOT** use the mask over a bacterial infection as this may result in the worsening of symptoms.

- **DO NOT** place the mask directly over an open wound.

- **DO NOT** use the mask if you have epilepsy.

- **DO NOT** use the mask over areas with phlebitis,

thrombophlebitis, and varicose veins.

- **DO NOT** use the mask if you suffer from light-induced headaches.

- **DO NOT** continue to use if it feels hot or your skin feels uncomfortably warm.

- **DO NOT** use or store the mask near hot surfaces.

- **DO NOT** charge the mask when it is close to or might get in contact with water.

- **DO NOT** store the mask in extreme heat or cold.

- **DO NOT** place the mask in direct sunlight.

- **DO NOT** use the mask if you have a known allergic reaction to silicone. The mask contains silicone and plastics that come into contact with the skin during use. When in doubt of allergies first contact your healthcare provider before using the mask.

- **DO NOT** use the head strap if you have a known allergic reaction to polyester, nylon, and lycra®. The head strap contains a mixture of polyester, nylon, and lycra® that come into contact with the skin during use. When in doubt of allergies first contact your healthcare provider before using the mask.

- **DO NOT** attempt to modify the mask in any way. Modifying the mask will void your warranty. The mask contains no serviceable parts.
- **DO NOT** use the mask if damaged or when the charging cable is damaged.
- **DO NOT** use the mask with non-manufacturer approved accessories.
- The product is a beauty appliance and is not intended to diagnose, cure or prevent any disease.

Note: The mask should only be supplied with 5V DC low voltage. The voltage is also marked on the mask. If any part of the main adapter or cord is damaged, discontinue use. Contact LUSTRE® ClearSkin customer support to arrange a replacement.

Note: Consult your healthcare provider before using the mask if you have a fever, acute inflammation, a severe circulatory disorder, light sensitivity, anesthetic, or desensitized areas.

Note: We highly suggest taking caution when taking any medications. If in doubt, consult your healthcare provider.


Note: Skin irritation, bruising, contact burns, dizziness, nausea, and headaches are rare but possible side effects. Immediately stop using the mask and contact your healthcare provider.

Note: We highly suggest taking caution when taking any skin related or prescribed medications. If in doubt, consult your healthcare provider.

Troubleshooting


Problem	Cause	Solution
The device doesn't switch on.	Charging cable is not properly inserted into the power outlet.	Insert the charging cable properly into the power outlet.
	Charging cable is not properly inserted into the device.	Insert the charging cable properly into the mask.
	Power outlet is not working.	Try a different power outlet.
	On/off button has not been pushed one full second.	Push the on/off button for 1 second straight.
The device switches off unexpectedly.	Battery level is too low.	Charge the mask.
The app is not responding, closes unexpectedly, or won't open.	<ol style="list-style-type: none">1. Your phone may have run out of storage space.2. The on/off button is pressed unexpectedly.	<p>Clean your storage space to allow enough space for the app to be uploaded. Close and reopen the app. Restart your phone. Check your internet connection.</p> <p>Still not working? Check out our app trouble shooting page on www.lustreclearskin.com.</p>

Disposal

The Waste of Electrical and Electronic Equipment (WEEE ) Directive (2012/19/EU) has been put in place to recycle products using the best available recovery and recycling techniques to minimize the impact on the environment, treat any hazardous substances, and avoid increasing landfill. This product is classed as Electrical or Electronic equipment so please ensure that at the end of the life of this product it is disposed of correctly following local authority requirements.

DO NOT dispose the mask with household waste.

Specifications

LED wavelengths	440nm (Blue), 630nm (Red) and 830nm (Infra-Red)
Max. output optical power density	30 mW/cm ² for revitalizing skin 34 mW/cm ² for energizing skin
LEDs	50 dual-core Red+Infrared light LEDs 30 dual-core Red+Blue light LEDs
Operating and storing temperature	0°C to 40°C 32°F to 104°F
Operating and storing humidity	30% –85%
Power supply	5V  1A

Charging port	USB-C
Charging cable	USB-C to USB-A
Charging cable length	1 meter/3.28 feet
Charging adapter power output	1A
Battery	1500mAh
Battery type	Lithium-ion
Charging time	120 minutes/2 hours
Session time	10 minutes
Dimensions of the device	165.90 X 198.24 x 108.22 mm
Weight of the device	802g

Warranty

The mask is warranted to be free from defects in material and workmanship for 12 months from its original purchase date under normal use. This warranty extends only to the original retail purchaser with original proof of purchase and only when purchased from an authorized retailer or reseller. This warranty only extends if the mask is used in conjunction with authorized

LUSTRE[®] ClearSkin accessories. If the product should become defective within the warranty period, contact the retailer where you bought the mask. This warranty does not cover products damaged by:








- Accident, misuse, abuse, or alteration.

- Use with unauthorized accessories or use other than as instructed.

- Connecting to incorrect current and voltage.

To register your product and be kept up-to-date with new and exciting developments from the LUSTRE[®] team, please take a moment to sign up on our website www.lustreclearskin.com. To complete your registration online you will need to enter your LUSTRE[®] ClearSkin batch number.

Symbol Glossary

Symbol	Description
! WARNING	WARNING indicates a hazardous situation which, if not avoided, could result in death or serious injury.
! CAUTION	CAUTION indicates a hazardous situation which, if not avoided, could result in minor or moderate injury.
	Refer to operating Instructions
	UK Conformity Assessed
	European Conformity
	Batch/Lot/ID Number This is the unique identifying number for each batch
	Catalogue number
	Manufacturer
	WEEE Compliance

Warranty Limitations & Disclaimers

This warranty gives you specific legal rights, and is in addition to your statutory rights. Your remedies for the breach of this limited warranty are limited solely to the repair and replacement of your device as set forth in this warranty statement.

To the maximum extent permitted by applicable law, Ambicare disclaims all implied warranties. If applicable law does not permit the disclaimer of implied warranties,

then the duration of implied warranties are hereby expressly limited to the duration of the express limited warranty set forth above.

In no event shall Lustre Skin Ltd be liable for any special, incidental, consequential, punitive or indirect damages based upon breach of warranty, breach of contract, tort (including negligence or strict product liability) or otherwise, even if Lustre Skin Ltd is advised or aware that such damages may arise. Such damages include, but are not limited to: loss of Lustre Skin Ltd cost of any substitute equipment, the claims of third parties or damage to property.

If the applicable law does not allow limits on warranties, or on remedies for breach in certain transactions, the limits in this paragraph and the disclaimer or exceptions from warranty may not apply. This limitation does not apply to claims for death or personal injury caused by a defect in the device or any other liability that cannot be excluded or limited by law.

These warranty terms, conditions, and limitations allocate the risks of product failure between Lustre Skin Ltd and you, the purchaser. This allocation is recognized by both parties and is reflected in the price. By using LUSTRE® ClearSkin RENĒW Pro Facewear you acknowledge that you have read these terms, conditions, and limitations, understand them and are bound by them.

Contact Information

Lustre Skin Ltd

Alba Innovation Centre, Alba Campus, Livingston
Scotland, UK, EH54 7GA

T: +44 (0)1506 592 239

E: info@lustreskin.com

W: www.lustreclearskin.com

Lustre Skin Ltd is an ISO 13485:2016 certified company



International Associates Auditing & Certification Limited
The Black Church, St Mary's Place,
Dublin 7, D07 P4AX Ireland
EUAR@ie.ia-net.com

 **LUSTRE**
CLEAR**SKIN**

CE **UK**
CA

AUG.2023 - 900005.3