

 **LUSTRE**
CLEAR**SKIN**

LUSTRE® ClearSkin

3XPRESS

Light Beauty Therapy Patches

Instructions for Use

LUSTRE® ClearSkin

3XPRESS

Light Beauty Therapy Patches

Welcome to LUSTRE® ClearSkin 3XPRESS Light Beauty Therapy Patches. Discover the revolutionary power of light to transform the appearance of your skin.

Our revolutionary innovations are developed by scientists for beautiful results. We aim to challenge conventions and reinvent skincare through innovative, safe and proven technologies to deliver amazing skin benefits.

LUSTRE® ClearSkin 3XPRESS Light Beauty Therapy Patches have been designed to help promote skin radiance and fight against skin dullness. Thanks to their breakthrough technology the LUSTRE® ClearSkin 3XPRESS Light Beauty Therapy Patches are suitable for use on the face and on the body. They work fast to help reveal an energized and fresh looking skin with a visibly radiant glow.

Experience a relaxing skincare moment and let your skin benefit from a proven technology from the comfort of your own home. The LUSTRE® ClearSkin 3XPRESS Light Beauty Therapy Patches are easy to use, lightweight and flexible for ultra-comfort and a perfect fit. Simply put them on and enjoy! It only takes 3 minutes.

Benefits of LUSTRE® ClearSkin 3XPRESS Light Beauty Therapy Patches.



ENERGIZE COMPLEXION
for a fresher looking skin



RADIANT GLOW
for an even looking skin

Important Safety Information

- **DO NOT** operate the LUSTRE® ClearSkin 3XPRESS Light Beauty Therapy Patches where it could come into contact with water.
- **DO NOT** use or charge the LUSTRE® ClearSkin 3XPRESS Light Beauty Therapy Patches with a power adapter that is damaged and/or faulty.
- **DO NOT** harshly bend or abuse the wire of the USB cable with integrated controller.
- **DO NOT** fold/bend or abuse your LUSTRE® ClearSkin 3XPRESS Light Beauty Therapy Patches as this might damage the LED lights.
- **DO NOT** attempt to take the LUSTRE® ClearSkin 3XPRESS Light Beauty Therapy Patches apart. This will void the warranty.

- Stop using the LUSTRE® ClearSkin 3XPRESS Light Beauty Therapy Patches immediately if you think it is defective. Please contact our customer care team at info@lustreskin.com.

Disclaimer

The product is a beauty appliance and is not intended to diagnose, cure or prevent any disease. LUSTRE® ClearSkin makes no claims, representations, or warranties regarding the ability of this product to cure any physical, skin, or mental condition. A qualified healthcare professional should be consulted with regards to any condition requiring medical attention.

Product Representation

LUSTRE® ClearSkin is constantly improving products with the latest technology. As a result, the actual product may differ slightly from the products shown in the images on the packaging and the user guide.

Cautions:

- **DO NOT** look directly into the lights. Doing so may cause temporary vision discomfort.

- **DO NOT** place the LUSTRE® ClearSkin 3XPRESS Light Beauty Therapy Patches near water or any wet surface.
- The LUSTRE® ClearSkin 3XPRESS Light Beauty Therapy Patches are recommended for use on adults 18+ but can be used by adolescents over the age of 13 years old under the supervision of a parent/guardian aged 18+.
- This product shall not be used by children under the age of 13.
- Please consult your general practitioner prior to use if you are, or suspect you are pregnant.
- Please consult your general practitioner prior to use if you have, or suspect you have cancer.
- We highly recommend users perform a light sensitivity test before their first use of the LUSTRE® ClearSkin 3XPRESS Light Beauty Therapy Patches.

Table of Contents

1. What's in the Box	8
2. Product Overview	8
3. Before You Start:	9
- Preparing Your Device	9
- Testing Your Skin	9
4. Discover the revolutionary power of light to transform the appearance of your skin	11
5. Overview	11
6. How to use the device	11
- General use	11
- Cleaning	13
- Storing	14
7. Warnings	14
8. Troubleshooting	20
9. Disposal	21
10. Specifications	21
11. Warranty	22
12. Symbol Glossary	24
13. Contact info	24

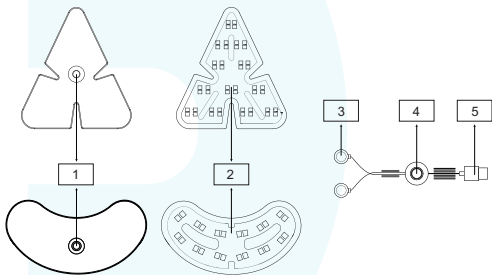
What's in the Box

- 2 Light Beauty Therapy Patches
- 1 USB cable with an integrated controller
- 1 Travel pouch
- 1 56 LUSTRESTRIPS® Mini Dots
- 1 Instructions for Use Manual

Product Overview

1. Charging Port
2. LEDs
3. Magnetic connection head
4. Controller (On/Off Button)
5. USB Port

Depending on the shape of the LUSTRE® ClearSkin 3XPRESS Light Beauty Therapy Patches bought:



Please contact our customer care team at info@lustreskin.com if any of the mentioned components are missing or damaged.

Before You Start

1. Preparing Your Device

Connect the charging port (1) of a patch to the magnetic connection head (3) from the USB cable.

Insert the USB-A side of the cable into a USB power supply or in a portable battery pack. The controller will light up once pressed for 1 second to turn the patch(es) on.

Note: Always plug the LUSTRE® ClearSkin 3XPRESS Light Beauty Therapy Patches into a suitable USB 5 volt DC supply or power supply before use. The LUSTRE® ClearSkin 3XPRESS Light Beauty Therapy Patches will not work if not connected to a power supply.

2. Testing Your Skin

A small number of people have a skin type which is more sensitive to the normal level of adhesion of the LUSTRESTRIPS® Mini Dots and/or light. The best way to check whether your skin is more sensitive is to carry out a short test before your first treatment.

1. Attach 3 LUSTRESTRIPS® Mini Dots to a LUSTRE® ClearSkin 3XPRESS Light Beauty Therapy patch.

2. Attach the LUSTRE® ClearSkin 3XPRESS Light Beauty

Therapy patch on the inner forearm just below the elbow. Switch on the patch for a full 3-minute cycle.

3. Don't look directly into the light, since it might be harmful to your eyes. Caution is advised.

4. If your skin feels hot, uncomfortable, or itchy during the session stop immediately!

5. Wait until the session is fully completed. It will take 3 minutes to complete a full session.

6. The LUSTRE® ClearSkin 3XPRESS Light Beauty Therapy patch will automatically turn off after the session is completed. Remove the patch by carefully lifting from one edge. Recommended use is once day only per targeted area.

7. Check your skin regularly up to 6 hours after application, if your skin appears red and/or itchy the LUSTRE® ClearSkin 3XPRESS Light Beauty Therapy Patches are unsuitable for you.

8. Some skin types may display a temporary darkening which usually fades in 48 hours. These marks are only temporary and will disappear progressively and naturally.

9. In the case of light sensitivity please contact your healthcare provider.

Discover the revolutionary power of light to transform the appearance of your skin

LED stands for light-emitting diodes. We use a selection of two different lights, that are the perfect combination to achieve a fresher looking skin and reveal a radiant glow.

Bean: 24 single core LEDs (12 RED + 12 BLUE lights)

Triangle: 24 single core LEDs (12 RED + 12 BLUE lights)

Overview

Session time	3 minutes
BLUE & RED LEDs For a fresher looking skin and a visibly radiant glow.	Can be used daily, once a day per targeted area.

How To Use the Mask

General Use

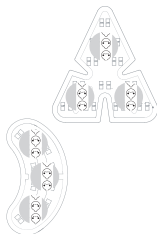
Step 1

Ensure your skin is clean and dry and that all make-up is removed before the session.



Step 2

Remove 3 LUSTRESTRIPS® Mini Dots from the clear backing sheet and press firmly onto the recommended positions on the LUSTRE® patch.



Step 3

Remove the cover sheet from each LUSTRESTRIPS® Mini Dot using the lift tab displaying the Face symbol. This side of the Mini Dot is designed to hold the patch safely to your skin. Stick the patch to the targeted area of the skin taking care to avoid light reaching the eye. Press firmly until it feels secure.



Step 4

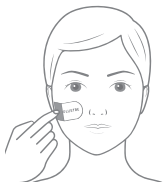
Connect the magnetic connection head to each patch and to a suitable USB 5 volt DC supply, and press the on/off button to start the session. The controller will switch off automatically after 3 minutes.



3 min

Step 5

To remove the patch, slowly peel the patch off. Remove the LUSTRESTRIPS® Mini Dots and replace with new ones whenever needed. Once the session is completed apply your usual serums and creams.



Cleaning

It is important to care for your mask. Clean the mask with a damp cloth after each use. Stubborn stains can be removed by gently wiping the stain with a solution of 70% alcohol. Do not use solvents or abrasive cleaners.

- **DO NOT** clean the LUSTRE® ClearSkin 3XPRESS Light Beauty Therapy Patches while turned on.
- **DO NOT** clean the LUSTRE® ClearSkin 3XPRESS Light Beauty Therapy Patches while charging.
- **DO NOT** use any other cleaning products as they might damage the LUSTRE® ClearSkin 3XPRESS Light Beauty Therapy Patches.

Storing

Store the LUSTRE® ClearSkin 3XPRESS Light Beauty Therapy Patches in the supplied pouch or the packaging. Make sure the patches are not bent, stretched or crushed while being stored or when travelling.

Warnings

- Fitzpatrick Skin Types V and VI can use the patches safely, however we strongly recommend to assess your skin carefully after each session, there is an increased risk of pigmentation on those skin types.

The Fitzpatrick Scale



- **DO NOT** shine the light from the LEDs directly into your eyes or someone else's eyes. Doing so may cause temporary vision discomfort.

- **DO NOT** use the LUSTRE® ClearSkin 3XPRESS Light Beauty Therapy Patches under the age of 13. Adolescents over the age of 13 years old must use the patches under the supervision of a parent/guardian aged 18+.

- **DO NOT** let children under the age of 18 clean, charge or use the patches without adult supervision.
- **DO NOT** let children play with the LUSTRE® ClearSkin 3XPRESS Light Beauty Therapy Patches. Keep out of reach of children.
- **DO NOT** perform maintenance or take apart the product. In case of malfunction or damage, please contact our customer care team at info@lustreskin.com.
- **DO NOT** use the LUSTRE® ClearSkin 3XPRESS Light Beauty Therapy Patches outdoors to prevent damage to the product.
- **DO NOT** bend or twist the patches. Handle with care.
- **DO NOT** sit, lay down or step on the LUSTRE® ClearSkin 3XPRESS Light Beauty Therapy Patches. This will break the patches.
- **DO NOT** use solvents or abrasive cleaners on the LUSTRE® ClearSkin 3XPRESS Light Beauty Therapy Patches unless explicitly specified in this manual or by our customer care team.
- **DO NOT** use the LUSTRE® ClearSkin 3XPRESS Light Beauty Therapy Patches if they are not working properly, or if they have been dropped or damaged. For warranty

and repairs contact our customer care team.

- **DO NOT** use the LUSTRE® ClearSkin 3XPRESS Light Beauty Therapy Patches if you are taking any medication that can cause photosensitivity. If you are not sure about your medication contact your health professional.

- **DO NOT** use the LUSTRE® ClearSkin 3XPRESS Light Beauty Therapy Patches if you are pregnant, planning on becoming pregnant, or breastfeeding.

- **DO NOT** use the LUSTRE® ClearSkin 3XPRESS Light Beauty Therapy Patches in any other way than specified in this manual.

- **DO NOT** use the LUSTRE® ClearSkin 3XPRESS Light Beauty Therapy Patches if you suffer from lupus erythematosus, photosensitive eczema, albinism, or other skin conditions. If you use the patches to treat lupus erythematosus, photosensitive eczema, or albinism you may cause a severe skin reaction.

- **DO NOT** use the LUSTRE® ClearSkin 3XPRESS Light Beauty Therapy Patches if you suffer from any photosensitive disorder (sensitization to light).

- **DO NOT** use the LUSTRE® ClearSkin 3XPRESS Light Beauty Therapy Patches over a bacterial infection as this may result in the worsening of symptoms.

- **DO NOT** place the LUSTRE® ClearSkin 3XPRESS Light Beauty Therapy Patches directly over an open wound.
- **DO NOT** use the LUSTRE® ClearSkin 3XPRESS Light Beauty Therapy Patches if you have epilepsy.
- **DO NOT** use the LUSTRE® ClearSkin 3XPRESS Light Beauty Therapy Patches over areas with phlebitis, thrombophlebitis, and varicose veins.
- **DO NOT** use the LUSTRE® ClearSkin 3XPRESS Light Beauty Therapy Patches if you suffer from light-induced headaches.
- **DO NOT** continue to use if it feels hot or your skin feels uncomfortably warm.
- **DO NOT** use or store the LUSTRE® ClearSkin 3XPRESS Light Beauty Therapy Patches near hot surfaces.
- **DO NOT** store the LUSTRE® ClearSkin 3XPRESS Light Beauty Therapy Patches in extreme heat or cold.
- **DO NOT** use the LUSTRE® ClearSkin 3XPRESS Light Beauty Therapy Patches when it is close to or may come into contact with water.
- **DO NOT** place the LUSTRE® ClearSkin 3XPRESS Light Beauty Therapy Patches in direct sunlight.

- **DO NOT** use the LUSTRE® ClearSkin 3XPRESS Light Beauty Therapy Patches if you have a known allergic reaction to silicone. The LUSTRE® ClearSkin 3XPRESS Light Beauty Therapy Patches contains silicone and plastics that come into contact with the skin during use. When in doubt of allergies first contact your healthcare provider before using the LUSTRE® ClearSkin 3XPRESS Light Beauty Therapy Patches .

- **DO NOT** attempt to modify the LUSTRE® ClearSkin 3XPRESS Light Beauty Therapy Patches in any way. Modifying the LUSTRE® ClearSkin 3XPRESS Light Beauty Therapy Patches will void your warranty. The LUSTRE® ClearSkin 3XPRESS Light Beauty Therapy Patches contains no serviceable parts.

- **DO NOT** use the LUSTRE® ClearSkin 3XPRESS Light Beauty Therapy Patches if damaged or when the USB cable with integrated controller is damaged.

- **DO NOT** use the LUSTRE® ClearSkin 3XPRESS Light Beauty Therapy Patches with non-manufacturer approved accessories.

- The product is a beauty appliance and is not intended to diagnose, cure or prevent any disease.

Note: The LUSTRE® ClearSkin 3XPRESS Light Beauty Therapy Patches should only be powered with with 5V DC low voltage. If any part of the USB cable with integrated controller is damaged, discontinue use. Please contact our customer care team at info@lustreskin.com to arrange a replacement.

Note: Consult your healthcare provider before using the LUSTRE® ClearSkin 3XPRESS Light Beauty Therapy Patches if you have a fever, acute inflammation, a severe circulatory disorder, light sensitivity, anesthetic, or desensitized areas.


Note: Skin irritation, bruising, contact burns, dizziness, nausea, and headaches are rare but possible side effects. Immediately stop using the LUSTRE® ClearSkin 3XPRESS Light Beauty Therapy Patches and contact your healthcare provider.

Note: We highly suggest taking caution when taking any skin related or prescribed medications. If in doubt consult your healthcare provider.

Troubleshooting

Problem	Cause	Solution
The patches don't switch on.	The USB cable with integrated controller is not properly inserted into the power outlet.	Insert the cable properly into the power outlet.
	The USB cable with integrated controller is not properly inserted into the patches.	Attach the magnetic connection head properly to the patches charging port.
	Power outlet is not working.	Try a different power outlet.
	On/off button has not been pushed one full second.	Push the button for 1 second to turn on the patches. Push the button for 2 seconds to turn off the patches during a treatment.
The patches switch off unexpectedly.	There is not enough power to allow the patches to turn on.	Connect the patches to another power source.


Disposal

The Waste of Electrical and Electronic Equipment (WEEE ) Directive (2012/19/EU) has been put in place to recycle products using the best available recovery and recycling techniques to minimize the impact on the environment, treat any hazardous substances, and avoid increasing landfill. This product is classed as Electrical or Electronic equipment so please ensure that at the end of the life of this product it is disposed of correctly following local authority requirements.

DO NOT dispose the patches with household waste.

Specifications

LED wavelengths	415 ± 10 nm (Blue), 630 ± 10 nm (Red)
Max. output optical power density	30 mW/cm ² for an energized and fresher looking skin and a visibly radiant glow
LEDs	Bean: 24 single core LEDs (12 RED + 12 BLUE lights) Triangle: 24 single core LEDs (12 RED + 12 BLUE lights)
Operating and storing temperature	0°C to 40°C 32°F to 104°F
Operating and storing humidity	30% –85%

Power Supply	5V  2A
Connection port	USB-C
Connection cable	USB-C to USB -A
Cable length	1.2 meter
Session time	3 minutes
Dimensions of the device	Bean: 86 x 45mm Triangle: 72 x 65 mm
Weight of the device	Bean: 10.2 g/pc Triangle: 9.6 g/pc

Warranty

LUSTRE® ClearSkin 3XPRESS Light Beauty Therapy Patches are warranted to be free from defects in material and workmanship for a period of 12 months from its original purchase date under normal use.

This warranty extends only to the original retail purchaser with original proof of purchase and only when purchased from an authorised retailer or reseller.

This warranty only extends if the LUSTRE® ClearSkin 3XPRESS Light Beauty Therapy Patches are used in conjunction with authorized LUSTRESTRIPS® Mini Dots.

If the product should become defective within the warranty period, contact the retailer that you purchased the device from.


This warranty does not cover products damaged by:

- **Accident, misuse, abuse, or alteration.**
- **Use with unauthorized accessories or use other than as instructed.**
- **Connecting to incorrect current and voltage.**

To register your product and be kept up-to-date with new and exciting developments from the LUSTRE team, please take a moment to sign up on our website www.lustreclearskin.com.

To complete your registration online you will need to enter your LUSTRE® ClearSkin batch number which is located on the box barcode label.

Symbol Glossary

Symbol	Description
! WARNING	WARNING indicates a hazardous situation which, if not avoided, could result in death or serious injury.
! CAUTION	CAUTION indicates a hazardous situation which, if not avoided, could result in minor or moderate injury.
CE	Indicates the product is CE certified.
	Indicates the product may not be discarded as household waste.

Contact Information

Lustre Skin Ltd

Alba Innovation Centre, Alba Campus, Livingston
Scotland, UK, EH54 7GA

T: +44 (0)1506 592 239

E: info@lustreskin.com

W: www.lustreclearskin.com

Lustre Skin Ltd is an ISO 13485:2016 certified company



International Associates Auditing & Certification Limited
The Black Church, St Mary's Place,
Dublin 7, D07 P4AX Ireland
EUAR@ie.ia-net.com

 **LUSTRE**
CLEAR**SKIN**

DECEMBER.2022-900008.3