




FIND THE RIGHT SIZE


USING PEN AND PAPER

With just an A4 piece of paper and a pen you can find the perfect sized shoes to comfortably fit your child's feet.



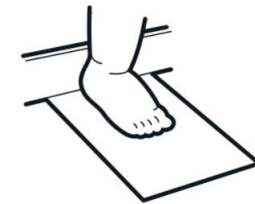
STEP ONE

Take some paper, a pen and a ruler



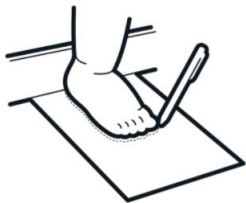
STEP TWO

Place the paper flat on the ground against a wall



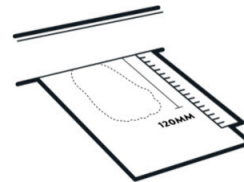
STEP THREE

Stand your child with one foot on the paper and their heel against the wall



STEP FOUR

Trace around their toes and repeat with the other foot



STEP FIVE

Measure the length from the top of their toes to the end of the paper that was against the wall



STEP SIX

Make a note of the millimetre measurement of their longest foot and use our size conversion chart to find their Bobux shoe size.

Note: Our sizing chart accounts for growth room!

BOBUX

The Best Shoes for Growing Feet