


MOONPHASE - 35MM

Your Henry London watch is designed in England & manufactured to the very highest of standards. These instructions are provided to ensure your watch gives you excellent service, please read them carefully & retain them for future reference.

Evoking the time honoured ties between the skill of watchmaking and the allure of astronomy; the 39mm Moonphase is a masterpiece of the Henry London collection. This complicated movement is crafted to offer twin apertures that display the day and month whilst a bespoke feature hand highlights the date along an inner chapter ring. At the heart of this timeless design is a subsidiary arc shaped dial elegantly showcasing the lunar phases of the moon.



SETTING THE TIME, DATE & MOONPHASE

SETTING THE TIME

1. Pull the crown out to 2nd position, second hand will stop.
2. Turn the crown to set hour & minute hands.
3. Push the crown back to its normal position the second hand will then resume.

Note - Make sure you have correctly set AM/PM before setting the time.

When the day changes over, it is AM. (Day changes over between 0.00 AM - 5.30 AM)

SETTING THE DAY

1. Pull out the crown to the 2nd position, the second hand will stop.
2. Turn the hour/minute hands in a clockwise direction to set a day. In order to set the day, you must advance the hour hand by 24 hours per day.
3. Push the crown back to its normal position, the second hand will then resume.

Note - Do not attempt to set the day by turning the crown counter clockwise as this will affect function. The day changes between the hours of midnight & 5.30am.

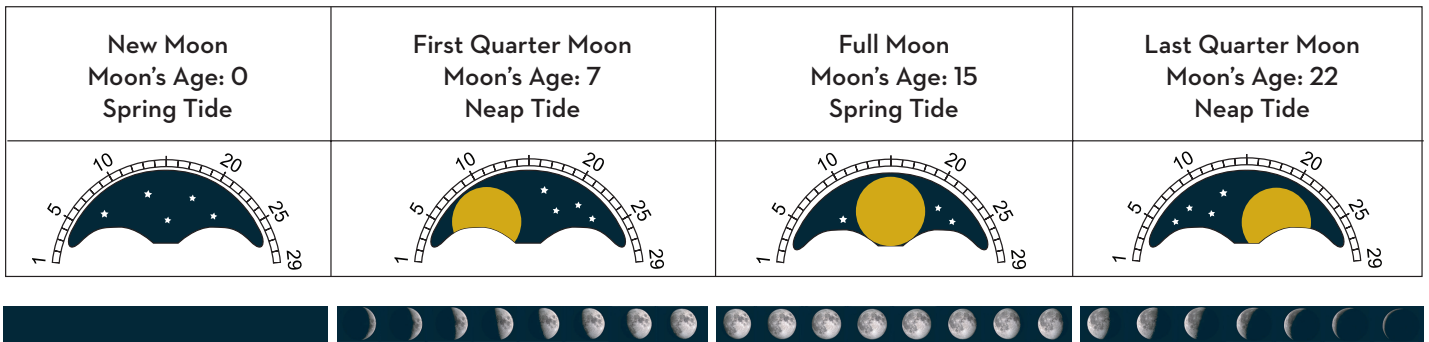
MOONPHASE - 35MM

SETTING THE DATE

1. Pull the crown out to 1st position.
2. Turn the crown counter clockwise to set the date. (If date is set between hours of 9.00pm and 4.00am, the date may then not change the following day).
3. Push the crown back to its normal position.

THE AGE OF THE MOON

The moonphase represents the age of the moon throughout the month. This chart offers an age of the moon at each phase.



The moon phase represents the age of the moon, the actual shape of the moon during each phase is not represented. Use the moon phase indication shown above as a guide to the age or phase of the moon.

SETTING THE AGE OF THE MOON

Refer to the Henry London Moon Phase Calendar on our website to determine the current age of the moon - www.henry-london/myhenry/moonphase.

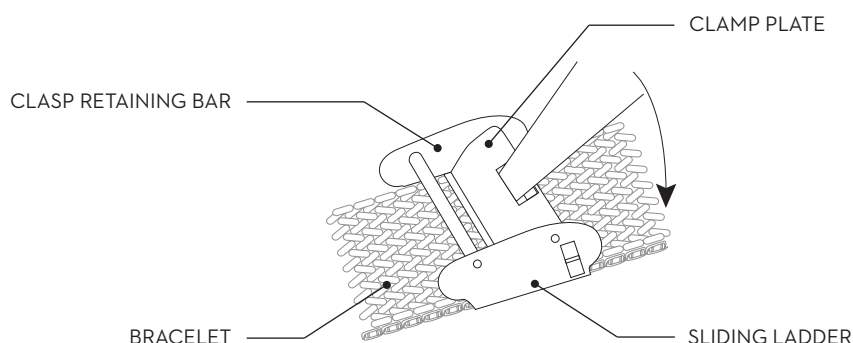
Referring to the above, set the moon dial to represent the age of the moon closest to the index position - (0, 7, 15 or 22). More accurate settings can be made during new moon (0) or at full moon (15).

1. Pull the crown out to the 1st position.
2. Turn the crown clockwise to set the moon dial according to the index.
3. After the moon phase has been set, push the crown back to normal position.

MOONPHASE - 35MM

MESH BRACELET ADJUSTMENT

If your Henry London watch has a mesh bracelet, please follow these instructions to ensure you get a perfect fit. Unlock clamp plate by using an appropriate tool. Move the entire clasp to adjust length by sliding along the bracelet. Adjust length while wearing the watch to make sure you get a good fit. Make sure the clasp locates into a molded indent on back of bracelet. Lock clamp plate in position by pressing it into place using your thumb. Do not use retaining bar to gain leverage as this will cause damage preventing the clasp to lock.



CARE & MAINTENANCE

All watch maintenance, including battery replacement requires specialist tools and expertise so should only be undertaken by a qualified technician, any repairs not carried out by a qualified technician may cause damage to your watch and invalidate the guarantee.

If your watch is marked 3ATM on the caseback, then it is designed to withstand accidental water damage. Limited exposure to water, such as accidental water splashes will not damage your watch, but it is not suitable for showering, bathing or swimming. If your watch is not marked 3ATM, then due to the nature of its construction, it is not water resistant. Care should be taken to avoid exposure to water.

Clean your watch regularly with a soft cloth to maintain good condition. Keep your watch dry and away from wet surfaces, do not use chemical cleaners on your strap and avoid contact with cosmetic products. Visit our website for more information.

Your Henry London watch is guaranteed for two years and in the unlikely event your watch develops a fault please contact the retailer where your watch was purchased. If you purchased your watch from the Henry London online store, please contact our helpful customer service team at customerservice@henry-london.com or call +44 (0)121 524 1400 during our business hours of Monday - Friday, 8.30 - 5.00 GMT.

TERMS & CONDITIONS

Your 24 month guarantee does not cover the following: 1. Replacement batteries. 2. Damage resulting from accidents, or mishandling to any part of the watch. 3. Replacement straps or bracelets (unless due to fault). 4. Damage to lens. 5. Water penetration or damage. 6. Tarnishing of the watch bracelet or case. Your statutory rights are not affected.