




MicroPigments Guide

THE INSIDE SMEAR ON YOUR MICROPIGMENTS:
SELECTIONS, TIPS, INGREDIENTS, COLOR THEORY AND MORE

Micro-Pigmentation^{INC.}
CENTRE



Welcome to the Micro Family



Firstly, I'd like to thank you for considering Micro-Pigmentation Centre, Inc. for your permanent makeup pigments, product distribution, training, and beyond. With such an evolving and dynamic industry, I recognize that you have many choices about where to spend your time and investments. As one of the longest-standing permanent makeup-specific pigment manufacturers in North America, I appreciate that you have given Micro the opportunity to share with you what we value: the quality of our products, a complete range of premium pigments that you can trust, and our passion for the industry.

40 years ago, I fell in love with color. I started out in the beauty industry when I opened a salon in downtown Toronto at only 19 years-old, backed by my small team, big curls, and bigger dreams. A few years later, I followed my passion wholeheartedly into the permanent makeup business.

I relocated to the outskirts of Toronto to open a training academy — one of the first dedicated to permanent make up. My interest for color and how it worked in the skin created my mission; I wanted my students to have a deep understanding of color theory and to work with the best ingredients and colorants possible in their procedures. I was adamant to source and stock a pigment line in my school that would defy the current standards of limited color selection, pigments changing color once healed, pigments drying up if left exposed or simply not retaining color. It turns out this was the most unexpected piece of my venture, and the most challenging one at that. In 1992, this didn't exist in Canada. So began the simultaneous birth of both a pigment line and daughter, with many experimentations at home juggling baby and pigment formulas.

Micro-Pigmentation Centre, Inc. has become one of the largest and most respected worldwide training facilities, pigment manufacturers, and distribution centres, focused on bringing research and innovation to the PMU industry. Only behind motherhood, one of my deepest gratifications in life is my pigment line. I never imagined that experimenting at home with a blender would lead to my first series, the Signature Collection, and later shape into a complete range of 83 specially formulated pigments. Now with 6 curated collections behind Micro, shipped across 5 continents and 42 countries, we are constantly working to develop and innovate our product.

Micro's Pure & Vivid Collection is our premium collection comprised of purified powders that provide a higher concentration of color, pigment saturation and retention. Our thick and creamy formula, the Microblading Creme Collection arrived with the trend of MicroBlading in 2016, followed shortly after by our Crown Collection for scalp micro-pigmentation. Micro's MED Collection has been specially formulated with high-quality ingredients to achieve a complete range of colors specific to areola re-pigmentation and camouflage tattooing.

Serving as a reference to make your tattoo procedures less stressful and more proficient, we highlight the key characteristics, ingredients and undertones of every color. We hope you find our MicroPigments Guide a valuable tool for your business, detailing information straight from us as the manufacturer alongside many years of research and development. MicroPigments are proudly composed from FDA color additives for the safe purposes of cosmetic applications. Every bottle of pigment is formulated, mixed and sealed with passion and precision in Toronto, Canada so that you can trust exactly what goes into your client's skin, from powder to procedure.

Pat Shibley-Hauthier

Contents

	Page
FOREWORD	2
PIGMENTS	4
PIGMENTS – ORGANIC & INORGANIC	5
WHITE ALERT	5
EYELINER/EYEBROW PIGMENTS	6
GOLDEN EYEBROW RULE	7
SELECTING A PIGMENT	7
SKIN TONES	7
WARM EYEBROW PIGMENTS	8
COOL EYEBROW PIGMENTS	9
HARMONIZER COLLECTION	10
MICROBLADE CRÈME COLLECTION	11
BLENDING PIGMENTS	13
LIP PIGMENTS	14
PURE & VIVID COLLECTION	17
CROWN COLLECTION – Scalp Micro-Pigmentation	18
MED COLLECTION - Camouflage Pigments	19
CAMOUFLAGE TIPS	19
MED COLLECTION - Areola/Nipple Pigments	20
PIXEL & STROKE COLLECTION	21

The swatches shown are likenesses of the pigment colors and are not to be considered exact matches to the actual colors. These representations are to assist in giving a perspective when making your color choice. A color smear on a white piece of paper should always be made prior to applying the color.

Always keep in mind that there are 4 perspectives to the pigment: 1. The color you see through the bottle. 2. The actual color when poured into a pigment cap. 3. The color you see when tattooed in the skin immediate post procedure. 4. The color you see once healed into the skin.

As with all pigment, the tattoo will fade over time and a maintenance touch up will be required in 8 to 10 years time.

Pigments

Micro-Pigmentation Centre's pigment selection consists of:

1. Eyeliner Pigments
2. Eyebrow Pigments
3. Harmonizer Collection
4. Lipliners & Lip Shading Pigments
5. Blending Pigments
6. MicroBlade Crème Collection
7. Pure & Vivid Collection
8. Crown Collection
9. MED Collection: Camouflage & Areola
10. Pixel & Stroke Collection

Each pigment has been developed with the highest quality ingredients, along with FD&C (Food, Drug & Cosmetic) or D&C (Drug & Cosmetic) FDA-approved colorants.

Our non-drying formulations and creamy consistency will work with you and remain moist during a procedure. No wetting solutions or revitalizers are required.

Micro-Pigmentation Centre's non-drying creamy formulation allows for easier management of implanting pigment in the skin thereby increasing the level of color retention.

Micro-Pigmentation Centre, Inc. provides a bilingual label outlining the ingredients and usage.

The following pages will provide you with suggestions on mixing and usage for tattoo pigments manufactured by Micro-Pigmentation Centre, Inc. Individual client's skin tones, and the training and experience of each permanent make-up technician will prevail and this booklet is provided as suggestions only. The final color choices, mixtures and technique of implanted pigment is ultimately performed at the technician's discretion.

Organic x Inorganic

Iron oxide based pigments, also known as inorganic, are used in the manufacturing of all of our eyebrow and eyeliner pigments and in some of the lip color pigments. Organic based pigments are brighter and more vibrant in color compared to an iron oxide base. Attempting to achieve vibrant lip colors such as red and orange with an iron oxide colorant is impossible. Organic lip colors will generally settle and fade approximately 25% to 70% lighter than the initial implanted pigment.

✓ HELPFUL HINTS

- For eyebrows, mix conservatively as it is much easier to add a bit of color at a follow up appointment than to reverse the results with an unhappy client on your hands.
- Smear a dab of mixed color on the client's skin to check for a color match and for pigment undertones.
- Always outline and shape the eyebrows with a MicroBrow Pen. Lipliners should be outlined with a felt tip make-up pen, such as the MicroLip Pen. This will prevent mistakes as well as unbalanced procedures. In lip procedures, the lipliner will heal darker as it is closer to the facial skin. The fill-in does not hold pigment as bright and intense as the vermillion border.
- Browns with red undertones need to be modified with green. Browns with mauve undertones need to be modified with yellow. Orange is the cancelling/complimentary color for blue. Using Micro's Harmonizer Collection will successfully correct all your procedures that require color modification.
- Color through the skin does not have the same appearance in tones and intensity as compared to using conventional make-up on top of the skin.
- Use tools such as Micro Calipers, MicroBrow Bow and tweezers to create symmetry.

WHITE BASED MICRO PIGMENTS

Barely Blonde	Lip Blender	Taupe
Brow Lightener	Whisper Blonde	Pink Lemonade
Ash Pigment Lightener	Raspberry	Candy Apple
Grey Harmonizer	True Lips	Cherry Blossom
Honey Brown	Wild Rose	Watermelon
Sterling Grey	Passion Pink	Areola Highlighter
Camouflage Light Base	Camouflage Medium	Areola Cream
Camouflage Tan	Camouflage Yellow	Areola Modest Pink
Camouflage Pink	Areola Base	Areola Pink
Areola Light Brown		

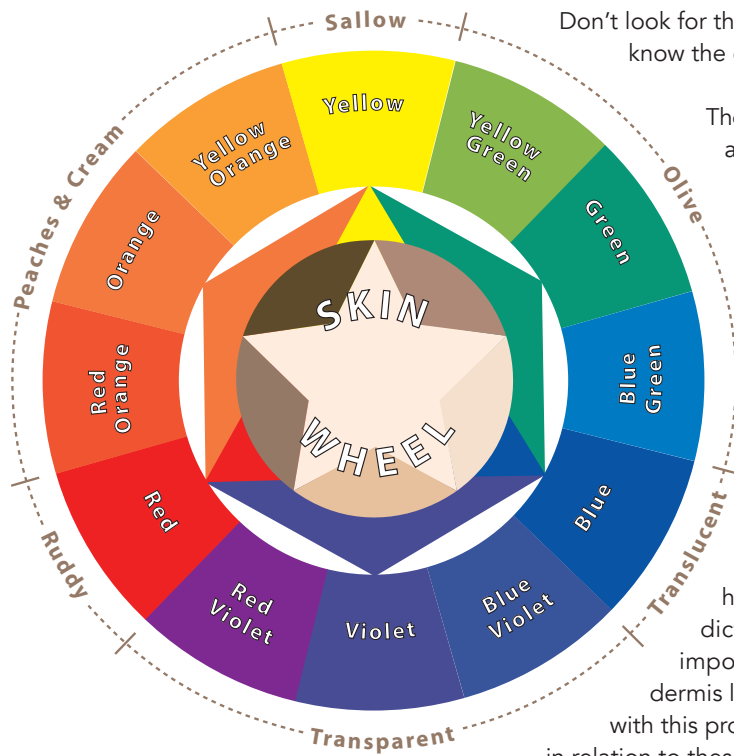
Selecting a Pigment

Warm						Cool						
Grey	Brown Sugar	Golden Sand	Moroccan	Tuscan	Black Pumpkin	Whisper Blonde	Honey Brown	Taupe	Sterling Grey	Dark Walnut	Dark Chestnut	Midnight Black

SKIN TONE

Light Pink – Cool												
Medium Ruddy – Cool												
Light Peaches & Cream – Red Warm												
Light Ash – Cool (green)												
Medium Ash – Cool												
Dark Ash/Black (blue)												

These are suggested pigment choices for virgin eyebrow procedures. Formulations may need to be adjusted by lightening or darkening once consultation and assessment has been determined. Micro-Pigmentation Centre, Inc. does not assume responsibility for technician's final assessment or color choice.



Don't look for the answer solely in the bottle of pigment, assess and know the client's skin tone.

The healed pigment color is ½ the formula and ½ is skin's tone and undertone. This equals the final formula 4 weeks after the procedure.

Skin tones, undertones, cool, warm, pink, brown, olive colors - all of these industry terms can be very overwhelming to grasp. It is important to remember that permanent makeup is considered an art, not a science. Unfortunately there is no concrete formula or approach to assess your client's skin color and undertones, but that cannot stop you from giving serious consideration to the tone of the skin because it will ultimately affect your results.

Remember, you are observing a different color once it has healed under a skin tone. The client's skin tone will dictate what color will heal in 4 to 12 weeks. It is very important to assess your client's undertone color at the dermis level of her skin and not at the epidermis level. To assist with this process, refer to our color wheel to help place skin tones in relation to these colors.


✓ **FOR TRUE COLOR, VIEW PIGMENTS WITH THE CAP OFF**

Signature Collection - Eyeliner & Eyebrow

Over three decades ago, the birth of Micro-Pigments began with the Signature Collection for cosmetic eyeliner, eyebrow and lip tattooing procedures. The collection evolved into specialized formulations of the industry's creamiest pigments packed with safe, non-drying, premium ingredients and the highest load of pure colorants to ensure true-to-color shades in the skin.




Formulated with pure premium concentrations of colorants, Cleopatra's Secret mixes bold results with a touch of mystery. This pigment is historically one of the most popular choices in the industry for anyone who wants a reliable, rich black eyeliner pigment. Deep saturation and healed-in retention is only some of the story behind this black eye-catching liner.



Black Pearl is the hidden gem of eyeliner pigments. Diverse in its range of application, this deep black lustrous color offers impressive definition and versatility for all clients, from light to dark skin tones. Its carbon-based formulation and creamy pearlescent consistency creates a saturated, lasting bold eyeliner color that pops!



Black Onyx is a versatile, cool pigment layered with pure premium colorants for either dark eyeliners or eyebrows. Use as a dynamic black eyeliner on any skin tone, or for hairstrokes and powder-shade brows on Fitzpatrick 4 and 5 skin tones. Black Onyx may also be used to darken other pigments that may need more load and punch.



Rooted with organic orange FDC colorants, Black Pumpkin is a rich brown/black pigment with a hint of Micro-Pigment magic: this formulation reduces blue and grey undertones - a common occurrence with most black pigments. Use on its own or pair with Midnight Brown Black for a dark eyeliner on all skin tones, or as a dynamic eyebrow shade for medium to dark skin tones.



Tried, tested and true, Midnight Brown Black is one of the original Micro-Pigment colors to hit the industry three decades ago. This pigment has stood the test of time as a reliable, soft brown/black blend. A versatile choice for all ages and skin tones needing a strong, dark eyeliner. It also doubles as a dynamic eyebrow shade for darker skin tones.

Signature Collection - Warm Eyebrow Pigments



Barely Blonde is the lightest of the warm eyebrow pigments. A soft and subtle color for the client with a light, ash skin tone needing slightly understated and delicate eyebrows. Barely Blonde mixes well with its cool counterpart and sidekick Whisper Blonde, to harmonize and create balanced brows.




This signature pigment is a sweet, warm color blend that harmonizes cool tones. Brown Sugar is the perfect recipe of shades for eyebrows on light & medium ash skin tones. You can add it to any cool base pigment to achieve a half cool / half warm mixture.



Golden Sand is an ideal choice for a client with auburn hair. Formulated with warm mustard undertones, this pigment gives the appearance of an auburn color without the risk of healing into pink salmon tones.



Moroccan is an exotic brown considered the best eyebrow shade for medium to olive skin tones. This diverse and dark pigment will spice up any brows with its warm notes of cinnamon brown and lasting color retention.



Tuscany is a smooth, rich espresso brown that offers a medium to dark warm eyebrow base. Layered with orange undertones, this rich blend of browns, yellows and oranges will help build a warmer base on cooler ash complexions.

Signature Collection - Cool Eyebrow Pigments




WHISPER BLONDE

Whisper Blonde is the lightest of the cool eyebrow pigments. A soft and sultry color for the client with warm 'peaches and cream' and combination light skin tones. Its subtle ash base gives enough color to shape and define delicate brows on the lightest of skin tones. Whisper Blonde mixes well with its warm counterpart and sidekick Barely Blonde, to harmonize and create balanced brows.



HONEY BROWN

Honey Brown is a sweet light ash brown pigment that sticks with artists. Use this pigment on light to medium skin tones with peachy or combination skin tones. Its light cool ash base blends perfectly with any of our Micro-Pigments. Need it a little lighter? Add Whisper Blonde. Need it a little darker? Add a dash of Dark Walnut. The blends are endless.



TAUPE

Taupe is a favorite in every artist's range of eyebrow pigments. This cool ash formulation is ideal to use alone on light skin tones with cool pink undertones. Taupe also works well with other pigments to create a more personalized blend. Use Pigment Lightener to lighten, or mix with Tuscany to darken.



STERLING GREY

Sterling Grey is a specially formulated pigment for mature ladies who want definition around their eyes but not a dark, harsh eyeliner. This pigment is a softer and more complimentary solution for aging features, or for a subtle male liner. This blend is a treasure for color retention as it contains undertones from across the spectrum, so you can expect little to no color changes in your skin. Sterling Grey will heal as a soft, smokey lash enhancement.



DARK WALNUT

Dark Walnut includes olive-green undertones to reduce the red undertones that are prevalent in brown pigments. Dark Walnut heals as a medium nutty brown color. Mix it up with your favorite browns such as Dark Chestnut, Taupe or Moroccan.



DARK CHESTNUT

Dark Chestnut is a deeper, darker version of Dark Walnut. Formulated and packed with a premium blend of cool ash undertones. Dark Chestnut pairs perfectly with medium to darker complexion.

Harmonizer Collection

The **Harmonizer Collection** by Micro-Pigments works with the artist to streamline corrective work and harmonize both cool and warm skin tones. Formulated by renowned Canadian artist and trainer Patricia Shibley, this harmonizer set includes five pigment colors to correct any existing, healed-in undesirable eyebrow and eyeliner color. The **Harmonizer Collection** offers a complete range of premium modifier pigments for color correction procedures.



Blue Harmonizer is the ever-popular industry choice for three decades and guarantees to correct blue eyeliners and eyebrows back to brown. This proprietary blend of colors was developed to neutralize healed blue pigment in the skin. Use Blue Harmonizer on its own to correct dark blue eyebrows, or mix with Grey Harmonizer for paler blues.



Grey Harmonizer is one of the original Micro-Pigments with a longstanding track record, previously known and loved as "Grey Gone". This pigment warms up cool tones and softens the overall appearance of your client's final results. Grey Harmonizer will help override dark-grey eyebrows as they often heal too grey.



Red is for lips - not for brows! Neutralize pink/red eyebrows with this ash-green base color. You can use it all by itself, or lighten it up with Ash Pigment Lightener.



Green Harmonizer will correct undesired green eyebrows. This balanced blend will harmonize green brows into a beautiful and natural-looking medium brown.



Blue lips are a common issue in the cosmetic tattooing industry. They are a result of using pigments that contain too much blue-purple-fuchsia undertone. Cool Lip Harmonizer is specifically meant to harmonize lips that have been previously tattooed and healed blue/grey/mauve.

MicroBlade Crème Collection

The **Microblading Crème Collection** is everything its name implies: the industry's creamiest pigments for manual microblade eyebrow procedures. Its smooth, velvety texture is non-drying and stays on your needle for every stroke. Formulated by renowned Canadian artist and trainer Patricia Shibley, this microblade set includes 8 pigment colors to design eyebrows for any skin type on the Fitzpatrick scale.




Dark Cool is the coolest, darkest choice in the range for medium to dark skin tones.



Dark Warm is a dark formula with warm undertones for light to dark skin tones.



Cool Lightener is the perfect cool balancer to modify your target color. Add 1-2 drops to customize.



Black Booster is the darkest pigment in the collection. Add drops to darken any other pigments in the Microblade Crème Collection.

MicroBlade Crème Collection



Medium Cool is a reliable choice for any light to medium pink-red skin tones.



Medium Warm is the popular choice for all light to dark skin tones.



Warm Lightener is the perfect warm balancer to modify your target color. Add 1-2 drops to customize.



Blue Mend is a warm, essential pigment to correct previously tattooed areas that have healed blue. Tattoo directly into each stroke to harmonize back to a natural appearance. Blue Mend is often added to colors to warm them up.

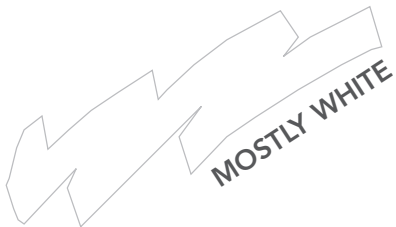
Signature Collection - Blender Pigments



Yellow Shot is a mustard-colored, inorganic pigment used to buffer and increase the gold/green/ash pigment undertones in brown eyebrow colors. Add a drop as a safety color to lighten and promote brows healing with an ash tone - the ideal undertone for brow colors.



Jade is a precious addition to any brown eyebrow shade to reduce the risk of the pigment healing-in pink or mauve. This pigment is more technically known as chromium dioxide and a little goes a long way!



Mostly White is a titanium dioxide base with a rich, creamy consistency that can be used to lighten areola or camouflage pigments. White should always be used sparingly and only when absolutely necessary.



Safely lighten eyebrow pigments with this special inorganic formulation that eliminates the risk of grey undertones. Pigment Lightener is never to be applied alone directly into the skin.




Ash Pigment Lightener eliminates reds and lightens brow pigments when mixed with some of Micro-Pigments' other most popular brow shades, including Taupe, Honey Brown and Dark Walnut. This cool based pigment is to be mixed with other pigment and should be not tattooed alone directly into the skin.

Signature Collection - Lip Pigments

- Stay away from highly pigmented skin tones. Lips will turn blue or grey purple once healed into the skin. This is due to stimulating the melanin levels in the skin with the needle and not as a result of tattoo pigment.
- Cold sores—if the herpes virus is an issue—advise your client to visit the doctor for a prescription, i.e.; Valtrex reduces the outbreak of the virus caused by the trauma to the skin which is aggravated by the intrusion of the needles into the skin.
- Be cautious with those clients who request plum, burgundy, grape and mahogany lip colors as they will undoubtedly heal into grey/mauve or blue. In order to formulate these colors, blue must be added to red. There is no other way to achieve these colors. Blue will always remain in the dermis and shine through the skin as a dull dark color. This is the reason for those blueberry lip lines. In order to satisfy a client's request for these blue base colors, our suggestion is to use Raspberry (see page 14).
- It is important to see some orange tone in the majority of your lip colors, particularly formulations that are darker.



Phoenix Red appears as a bold and energetic bright red in the bottle, but it heals as a natural-looking soft pink red color on the lips. This organic red pigment flies with color when mixed with other lip pigments. Use it alone or mix it up with another lip pigment such as Pearl Lips to increase saturation.




Poppy Red is the perfect shade of red for clients that have very minimal natural lip pigmentation. With rich undertones, this organic pigment promises to bloom in every season and make your client's lips pop! Use it alone or mix it up with another lip pigment such as Wild Rose or Pearl Lips to increase saturation.



A rich red-orange undertone with strong retention that drapes the lips in lasting color. Its creamy, velvety texture has a silky finish and strong pigment load. Your clients will be amazed at how long this pigment will maintain its color in the skin. Use it alone or mix it up with another lip pigment such as Wild Rose or Pearl Lips to increase saturation.

Signature Collection - Lip Pigments



Raspberry is a sweet burst of flavor and color for the client who doesn't know what she wants for her lips. Its deep berry-rose color heals into the perfect natural-looking shade. Use it alone for a juicy pout, or mix it up with another lip pigment such as Wild Rose or Pearl Lips to make it pop.



Wild Rose blooms with color and is widely loved for maintaining its bright pink vibrancy, even once healed into the skin. Every lip pigment formulation deserves a drop of Wild Rose for its fresh color and strong pigment load. The touch of white planted in this formulation supports organic colorants and keeps lips looking bright and fresh.




Peachy Pink is a juicy lip choice that stays true to color even after healing. The white in this pigment formulation helps support colorants by keeping color in the lip tissue. Use it alone, or mix it up with any other Micro-Pigments' lip colors for an extra bite of color.



Looking for a soft natural lip pigment? True Lips heals as a delicate salmon color. Formulated with white colorants, this pigment has a more opaque and creamy consistency. Ideal to use on its own or blended with other Micro-Pigments.

Signature Collection - Lip Pigments



Spice up your client's lips with this organic lip pigment. Paprika will heal soft and neutral. When in doubt, choose Paprika - a tried and true safe shade of color.



Terra Cotta is an earthy, dusty pink lip color when healed in the skin. To increase the red, add a drop of Phoenix Red. Add Pearl Lips to brighten.



Choose Nutmeg for a sprinkle of comforting warm color. Nutmeg heals as a soft dusty pink in the skin. Auburn and warm-toned clients love its gentle definition. Use on its own or mix with other Micro-Pigments' lip pigments.



Pearl Lips is a nude-pink pigment to be mixed with other pigments. This color contains a combination of warm and cool tones, as well as white to support organic colorants. Blend with other Micro-Pigments' lip shades to lighten pigment and supports saturation in the lip tissue. *Only to be used as a blender, never tattooed into the lips on its own.

Pure & Vivid Collection

Loaded with organic, pure, premium colorants to achieve the ultimate saturation of color, the Pure & Vivid Collection by Micro-Pigments features seven highly concentrated eyeliner and lip pigment colors. Micro-Pigments deliver a creamy consistency formulated with safe and premium, vegan colorants – which is why they have been trusted across the industry for over three decades by both experienced artists and training programs.



Pink Lemonade is a refreshing blend of premium colorants, developed to meet the needs for a brighter and more vivid pink-red formula. Its organic and titanium dioxide base will provide a sweet sip of lasting color. Formulated with purified powders for a high concentration of organic colorants.



Candy Apple is an organic, dark, rich and juicy red formulation with a bite of white to support its lasting retention. Formulated with purified powders for a high concentration of organic colorants.



Cherry Blossom is a wild mixture of organic reds, pinks, yellows and white premium ingredients. A fresh pigment for the client who wants a subtle hint of enhanced rosy natural lip color for every season. Formulated with purified powders for a high concentration of organic colorants.



Watermelon is a delicious blend of organic reds, orange and white to give a refreshing bite of color. Formulated with purified powders for a high concentration of organic colorants.



Passion Pink is a spirited pink-nude base with a hint of white to keep it on the lighter side of the palette. Formulated with purified powders for a high concentration of organic colorants.




Tropical Fusion is an intense, pure concentration of premium organic reds. This pigment makes a lush, bold statement to satisfy the client who is not afraid of a little color. Formulated with purified powders for a high concentration of organic colorants.

Crown Collection

The Crown Collection by Micro-Pigments is a functional and inclusive line for hair density procedures and to simulate hair follicles. The colors have been specially formulated to suit a range of clientele from the lightest complexions to the darkest. They are blended with unique, high quality colorants that eliminate the risk of healed-in pigments turning blue or green, resulting in a natural looking finish.



A dark tanga formulation with warm tones, Black Tangerine is the perfect choice to correct sparse hair on clients of Asian, Hispanic & Middle Eastern scalps. This specialty formulation reduces blue and grey undertones - a common occurrence with most black pigments.



A dark, ripe formulation with green-olive undertones, Black Olive is the perfect pigment for dark-skinned clients to simulate hair density and hair follicles. Of all the scalp pigments in the Crown Collection, Black Olive is the darkest.



Consistently our most popular shade in the Crown Collection, Brown Tangerine is a well-rounded pigment to give clients the popular "salt-and-pepper" look in hair follicle simulation.



A cooler formulation with rich browns, Brown Olive is an ideal choice for clients with pink/red skin undertones to simulate hair density and hair follicles



Blue Fix carries warm tones that can help correct and neutralize previously tattooed areas that have healed blue. Simply tattoo Blue Fix into any healed blue areas and its warm, natural appearance will come right back.

MED Collection - Camouflage Pigments

The MED Collection offers a complete range for paramedical tattooing to camouflage the visibility of scars, burns, and other skin imperfections. Formulated by renowned Canadian artist and trainer Patricia Shibley, this camouflage set includes 8 pigment colors to help diminish the appearance of scar tissue or other skin flaws. The MED Collection by Micro-Pigments works with the artist by offering shades and tones that blend to match any skin type on the Fitzpatrick scale. Use with Micro Dilution to achieve a lightly saturated pigment in the skin that heals into a more natural-looking appearance. Micro-Pigments deliver a creamy consistency formulated with safe and premium, vegan colorants – which is why they have been trusted across the industry for over three decades by both experienced technicians and training programs for cosmetic tattoo beginners.



✓ CAMOUFLAGE TIPS

The pigments listed under the camouflaging series are primarily used for facial and body corrective cosmetic tattooing and areola procedures. Each camouflaging pigment has been extensively researched and formulated to accommodate different skin tones. Due to the creaminess and density of all the pigments developed by Micro-Pigmentation Centre, diluting the camouflaging pigment with Micro's Dilution Solution will achieve a more translucent look.

Camouflaging has its boundaries and limitations. Color match testing is highly recommended to determine color match. Allow the pigment to settle in the skin for four to twelve weeks and assess the results.

The tattooing of a light colored pigment, in order to camouflage a dark skin patch, is seldom successful and consequently we do not recommend it. Tattooing a darker colored pigment over lighter colored areas and/or patches to blend with the body's overall darker skin tones is much more successful.


NOTE! Remember to advise your client of the effects of sun exposure on tattoos. Sun block should be applied at all times when in the sun. Tattoos will fade and possibly change color when exposed to the sun.



MED Collection - Areola/Nipple Pigments

The MED Collection offers a complete range for restorative 3D areola nipple tattooing procedures. Formulated by renowned Canadian artist and trainer Patricia Shibley, this areola set includes 10 pigment colors to match any areola on the Fitzpatrick scale.

Design life-like areola nipple complexes on reconstructed breasts, or re-shape and re-pigment natural nipples. The MED Collection by Micro-Pigments works with the artist by offering blends, shades and tones that achieve the most natural looking areolas. Micro-Pigments deliver a creamy consistency formulated with safe and premium, vegan colorants – which is why they have been trusted across the industry for over three decades by both experienced technicians and training programs for cosmetic tattoo beginners.



Pixel & Stroke Collection

The Pixel & Stroke Collection by Micro-Pigments is one of the only pigment ranges on the market designed for both manual tools and digital devices. This exclusive collection is a small, specialty range of hand-selected colors from artists who specialize in microblading, digital, and hybrid brows. Formulated with a balanced viscosity and creamy consistency so that technicians can streamline their procedures with one pigment for strokes, pixel shading, and hybrid techniques. *Hot Tip* Use Micro-Dilution to blend for a lighter pixel wash.



Daybreak's cool ash formulation will greet any brow with a soft natural ash brown-blonde result and is best for clients with light skin tones and cool pink undertones.



Dreamy Dusk is for the client with light to medium pink-red skin tones who wants sultry brows for any time of day.



Twilight is a star-studded deep brown formula that's just dark enough, with warm undertones for light to dark skin tones.



This Micro-Pigment is the life of the party. Where most black pigments fade into blue and grey undertones, Nightlife thrives as a dark rich black/brown pigment with a blend of organic orange FDC colorants to reduce colour change. A lively and dynamic eyebrow shade for medium to dark skin tones.

M-P

