

Cleaning - Protecting - Maintaining

Limestone honed -indoors-

instructions for light limestone with different porosity and density

Limestone comes in a variety of properties (density, porosity, etc.) because of differences in regional origin. One commonality of all limestone, other than the unique natural stone appearance, is the need for an effective protective treatment. These treatments embellish the stone, guarantee optimal useful properties and ensure the longevity of the natural stone.

Overview of the 3 Steps *for more detailed instructions, please refer to Page 2*

1

Before grouting: impregnating the stone will facilitate removing excess grouting material
Initial cleaning of newly installed surfaces *used surfaces: Page 2*

Lithofin MN Power-Clean removes greasy dirt and many other types of dirt.



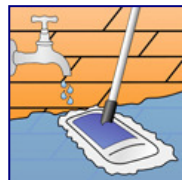
Coverage:
1Ltr./50 m²



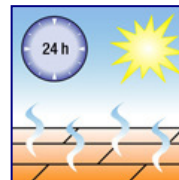
Dilute product 1:10 with water.



Rigorously brush the wet floor, then wipe off the surface.



Rinse well with plenty of clear water.



Allow the surface to dry.

Necessary equipment: bucket, mop and scrubbing brush, squeegee or wet-and-dry vacuum

2

Protecting against stains *initial cleaning of used surfaces: Page 2*

Lithofin MN Stain-Stop >ECO< protects against oil and water and simplifies maintenance.



Coverage:
1Ltr./8 m²



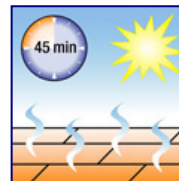
Please note.



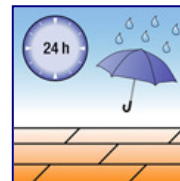
Evenly apply with a lambwool applicator or a roller.



Distribute or remove excess product, streaks and puddles.



Allow to dry. Do not walk on surface for approx. 45 minutes.



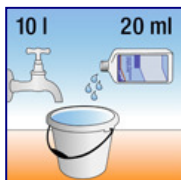
Protect from water for 24 hours.

Necessary equipment: bucket or basin, lambwool applicator or micro-fibre mop, cloth.

3

Regular maintenance *additional information: Page 2*

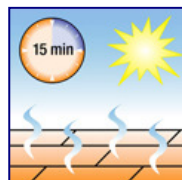
Use Lithofin MN Wash & Clean or Lithofin EASY-CARE regularly for well maintained surfaces.



Add one squirt (20ml) to one bucket of water.



Wipe surface with solution. Do not rinse.



Allow to dry. Do not walk on surface during drying time.

Please Note:
In case of stubborn dirt deposits use Lithofin MN Power-Clean.

Necessary Equipment: bucket, mop

25-GB4_09.gps

Please follow the detailed instructions on the product label. *for additional information, please refer to Page 2*

Newly installed surfaces

Before grouting: thinly apply Lithofin MN Stain-Stop >ECO< to the dry surface and edges and allow to dry for approx. 12 hours. This pre-treatment will render the surface water repellent and facilitate removing excess grouting material.

1 Cleaning and refurbishing used or extremely dirty surfaces

- ◆ Before treating used surfaces, the stone must be thoroughly cleaned. All deposits and care product residues must be removed from the surface and from the pores.
- ➔ Dilute Lithofin MN Power-Clean 1:3 with water (or Lithofin WEXA 1:10), generously apply with a scrubbing brush or a cloth and allow the solution to work for 5 to 10 minutes.
- ➔ Scrub well with either a scrubbing brush or machine and wait 5 more minutes.
- ➔ Add water while brushing, and then completely remove solution by wiping or vacuuming.
- ➔ Rinse well with clear water until all product residues are gone from the surface then towel dry.
- ◆ Allow the surface to dry for several days before applying the protective treatment.

Other, stubborn types of dirt

oil, grease, care product residues	Lithofin MN Power-Clean or Lithofin WEXA
tar, wax, varnish, sealants	Lithofin WAX-OFF
deeply engrained oil stains	Lithofin OIL-EX
calcium deposits or grouting residues	Lithofin MN Power-Clean

2a Additional information about protective treatments

- ◆ Treating the surface with Lithofin MN Stain-Stop (solvent based) or Lithofin MN Stain-Stop >ECO< (water based) protects natural stone.
- ◆ Lithofin impregnators achieve the best possible protection without altering the surface appearance. Formation of stains is largely prevented, the surfaces become easier to clean.
- ◆ The surface becomes much easier to maintain and remains beautiful for many years.
- ◆ There are no health concerns once the product has dried.
- ◆ We recommend repeating the treatment after 4 to 5 years. Suitable for indoor and outdoor use.

Please Note:

- ◆ **Test the product in an inconspicuous area prior to use.** Wet or non-absorbent surfaces cannot be treated.
- ◆ Impregnators can only be used on completely dry surfaces, otherwise the product will not penetrate.
- ◆ Carefully and completely remove product residues before drying. Residues cannot be removed once dry.
- ◆ Some types of stone may become darker after treatment. Impregnators do not protect against acid.

2b Other types of protective treatments

- ◆ Sealants are layer forming treatments that produce a shiny protective film on the surface. This film must be renewed from time to time. Sealants are only recommended for indoor use; they alter the surface's slip resistant properties.
- ◆ Highly absorbent stones should be pre-treated with Lithofin MN Stain-Stop >ECO<. The number of coats depends on the stone's properties.
- ◆ Lithofin MN Care-Seal or Lithofin MULTISEAL forms an elegant sheen that intensifies the colours slightly. The treatment must be touched up every once in a while.

Please Note:

△ Please follow the detailed instructions on the label.

△ Limestone will be damaged by acidic substances such as vinegar, lemon, ketchup, wine, some cleaners, etc.

TIP: Avoid leaching and strong degreasing products as well as products that build up layers. These products alter the appearance and make maintenance more difficult.

If you require advice or are in any way unsure about these instructions, please call our
Technical Support Line at (01962) 732126.

■ **The Professional Solution**

△ This information should be considered to be informal and non-binding. The products must be used according to local conditions and materials. Instructions must be read carefully and followed closely. Where no previous experience is available, or in cases of doubt, test the product in an inconspicuous area. (GB4.09gps)

Agents for Great Britain:

CASDRON Enterprises Ltd. · Alresford, Hampshire SO24 9QF · Phone: (01962) 73 21 26 · Fax (01962) 73 53 73

Manufactured in Germany by: LITHOFIN AG · 73240 Wendlingen · e-mail: info@lithofin.de

www.lithofin.com