




**KITCHEN WORK TOPS
NATURAL AND
ARTIFICIAL STONE**



kitchen work tops

NATURAL- and ARTIFICIAL STONE

higienically clean and well maintained



- LITHOFIN products have been used with a high degree of success for over 50 years by tilers and masons. Based on the experience of experts and supported by on-going laboratory tests, LITHOFIN products have become synonymous with quality.
- The certified LITHOFIN-Quality Management guarantees top quality and optimal results.
- LITHOFIN is only available from specialised dealers, tile outlets and builders merchants.
- LITHOFIN products are recommended by leading tile producers and natural stone suppliers.

This information should be considered to be informal and non-binding. The products must be used according to local conditions and materials. Instructions must be read carefully and followed closely. Where no previous experience is available, or in cases of doubt, test the product in an inconspicuous area.

© LITHOFIN AG. Reprint including in extracts only with approval.

The LITHOFIN product range for natural and artificial stone was developed specifically for the optimal surface treatment of these materials. The products support their outstanding properties: the natural appearance is emphasised and daily maintenance simplified.

cleaning, protecting, maintaining



A quick guide to stone

Hard stones, such as granite, gneiss, quartzite, gabbro, etc. show an impressive resistance to aggressive substances. Acidic foodstuffs, cleaning agents and similar materials generally do not cause any problems on these stones. The hardness of the stone also provides good protection against scratches.

Soft stones, such as marble, limestone and many variations of slate are not commonly used as kitchen work tops. These stones scratch easily and tend to react with acid, leaving unsightly dull or light patches. Rough surfaces (brushed, blasted) can be protected with special sealants. Due to the nature of the various stone's characteristic, more maintenance and care is required.

Artificial stone consist of different types of natural stone pellets and resin.

Look for this symbol on the packaging for information on environmental properties of the individual products. All products are manufactured using the safest raw materials possible, and they are registered with the German Office of Environmental Protection. The surfactants are biodegradable according to EU-regulations. The packaging is made of environmentally friendly polyethylene (PE) or tinfoil and can be recycled.



QUICK GUIDE



The following information refers to all absorbent, untreated natural stones – such as kitchen work tops, tables, windowsills, etc.

1.	CLEANING	Cons. on 5 m ²
a)	after installation Lithofin MN Power-Clean removes general dirt and grease	1 ltr.
b)	thorough cleaning of old surfaces Lithofin MN Power-Clean removes care product residues and dirt deposits	1 ltr.
To remove other dirt and staining: please refer to Page 11.		
2.	PROTECTIVE TREATMENT	
a)	protecting against staining Lithofin MN Stain-Stop (contains solvents)	500 ml
b)	alternative Lithofin STAINSTOP ›W‹ (free of solvents, odourless)	500 ml
3.	MAINTAINING	
a)	every-day cleaning Lithofin MN Easy-Clean	500 ml/month
b)	additional maintenance Lithofin MN Polish Cream freshens and maintains gloss	500 ml/year

PACKAGING:

All products are available in 1 litre bottles and in 5 litre canisters.

The product containers feature detailed directions for use. In cases of doubt and where no prior experience exists, test the product in an inconspicuous area.



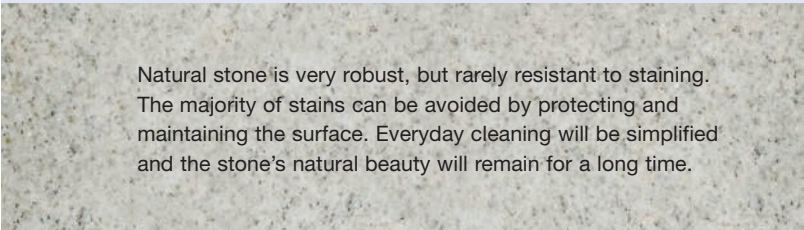
SAFETY:

LITHOFIN products are physiologically harmless once dried. They have all been independently tested for use in areas where food is handled (in accordance with regulations).

When correctly used, no harmful ingredients will remain on the surface after application.

Certificates are available for Lithofin MN Stain-Stop, Lithofin STAIN-STOP ·W·, Lithofin MN Easy-Clean, Lithofin MN Wash & Clean, and Lithofin MN Polish Cream.

PROTECTING AGAINST STAINING



Natural stone is very robust, but rarely resistant to staining. The majority of stains can be avoided by protecting and maintaining the surface. Everyday cleaning will be simplified and the stone's natural beauty will remain for a long time.

How does it work?

Through a special impregnator (often referred to as sealant), the surface can be made water and oil repellent. Active ingredients based on nano-technology react in the pores of the tile and give it a repellent effect. Liquid pollutants can no longer penetrate. Water, oil, coffee, tea, fruit juice, etc. will remain on the surface for hours or days and can easily be cleaned off. This effect largely prevents staining.

Treated Surfaces

Many natural stone work tops are treated prior to delivery. Check whether any treatment or 'refreshing' is needed by monitoring the water repellent effect. If water penetrates the surface within a minute, further impregnation is necessary. For maximum protection, we recommend using Lithofin STAINSTOP ·W· once a year.

Untreated Surfaces

Untreated natural stones are extremely absorbent and should be impregnated while still new.

Used Surfaces

Use Lithofin MN Power-Clean to thoroughly clean the surface and remove any dirt deposits (please refer to Page 9). Impregnate once the surface is completely dry.

HINT

Lithofin MN Stain-Stop provides optimal staining protection on absorbent, light coloured stones.



Protective Treatment



Course of Action:

The application process is easy. However, it is important to ensure that any product remaining on the surface is wiped off and does not dry. Only completely clean and dry surfaces can be treated.

Lithofin MN Stain-Stop Lithofin STAINSTOP ›W‹

- optimal protection against oil and grease
- invisible
- long-term effect
- solvent based (MN Stain-Stop)
- free of solvents, nearly odourless (STAINSTOP ›W‹)

Consumption: approx. 1 ltr. for 25 m²
Packaging: 250ml, 500ml, 1 ltr.



IMPORTANT:

We recommend testing the product in an inconspicuous area prior to application. On certain types of natural stone, the colours may slightly intensify. Please note that impregnators do not affect the stone's sensitivity to acids.

CORRECT MAINTENANCE

Natural stone in kitchens is subjected to heavy wear and in need of special maintenance.

During and after cooking

Kitchen work tops should be cleaned regularly with Lithofin MN Easy-Clean. A few squirts of this product will help remove grease, oil and general dirt from the work top. We recommend cleaning the surface immediately after cooking in order to minimize the time food remains on the stone. Lithofin MN Easy-Clean has been designed to support the effectiveness of impregnators and makes your kitchen work top less sensitive.

Lithofin MN Easy-Clean


- easily removes dirt
- during and after cooking
- suitable on all surfaces
- ready to use
- supports protective treatment

Consumption: very high yield

Packaging: 500ml



Maintaining



FLOORS

All natural stone surfaces should be wiped regularly. Always add one squirt of Lithofin MN Wash & Clean to your bucket of water to clean, protect, and maintain in one step. Continued usage will make the colours more intense and brilliant, enhancing the appearance of the surface.

From time to time

A thorough cleaning removes all general dirt and staining substances from the surface.

Lithofin MN Power-Clean

- removes greasy and other types of stubborn dirt.
- concentrate
- suitable for polished marble
- free of solvents
- free of acids

Consumption: approx. 1 ltr. for 10 to 15 m²



For the occasional polish, especially on marble, we recommend Lithofin MN Polish Cream. Regular use (approx. every 4 weeks and after cleaning with Lithofin MN Power-Clean) makes blemishes and scratches less visible and protects the surfaces.

Lithofin MN Polish Cream

- produces sheen, protects and enhances the appearance
- suitable for polished marble
- easy to use
- low in solvents

Consumption: approx. 1 ltr. for 30 m²

Packaging: 125ml, 500ml



MAINTENANCE TIPS

! Splashes of hot grease generally occur around the stove. Hot oil or grease can penetrate the natural stone surface easily.

- Even impregnated surfaces should be cleaned as quickly as possible.

! Warm surfaces are more absorbent.

- Always use table mats for hot pots and pans.

! Marble, limestone, and some types of slate are very acid sensitive.

- Do not clean with acid containing cleaners such as limescale remover or vinegar based cleaners. Many edibles also contain acids (e.g. wine, champagne, fruit juices, cola, ketchup, fruits, etc.)
- Using coasters will effectively prevent problems. Some types of hard stone (often blue or green types), will fade significantly if exposed to strong acids. For details, contact your local distributor.

! Soft stones with polished surfaces scratch easily.

- Do not use scouring cream, scouring powder or a scouring pad.
- Use coasters and cutting boards.

! Strong colouring edibles such as beetroot, cherry juice, blackberry juice, red wine etc. are extremely visible on light coloured stone surfaces.

- Wipe off immediately.



What to do, if ...?

PROBLEM	SOLUTION
Stubborn, greasy general dirt	Lithofin MN Power-Clean Lithofin WAX-OFF
Staining caused by coffee, tea, etc.	Lithofin MN Power-Clean Lithofin KF Mildew-Away ²⁾
Staining caused by lipstick, wax, adhesive, markers, etc.	Lithofin WAX-OFF
Calcium deposits, water spots	Lithofin KF Ceramic-Clean ¹⁾
Deeply engrained oil- or grease stains	Lithofin OIL-EX
Rust stains	Lithofin Rust-Ex
Discolouration caused by plants, fruits, vegetables, mould, etc.	Lithofin KF Mildew-Away ²⁾
Scratches or dull surfaces	Lithofin MN Polish
Touching up protective treatment	Lithofin MN Stain-Stop or STAINSTOP ›W‹
Maintain and protect stainless steel	Lithofin Steel-Clean

¹⁾ not suitable for acid sensitive surfaces

²⁾ sample before use on polished marble and limestone



for ceramic and porcelain tiles

The Lithofin KF-Range improves the appearance and enhances the properties of unglazed ceramic surfaces.



for marble, natural and artificial stone

The Lithofin MN-Range for cleaning, protecting and maintaining conserves the natural beauty of all types of stone.



for cotto and terracotta

The Lithofin TC-Range includes everything a beautiful terracotta needs - protective treatments and maintenance products are carefully matched for optimal results.



for further information and service please call

0 19 62 73 21 26

www.lithofin.co.uk

Agents for Great Britain:
CASDRON Enterprises Ltd.
Wood End, Prospect Road
Alresford, Hampshire SO24 9QF
Fax: 0 19 62 73 53 73
E-Mail: sales@lithofin.co.uk

Manufactured in Germany by:
LITHOFIN AG
D-73240 Wendlingen
E-Mail: info@lithofin.de

Your LITHOFIN dealer: