

How to select the Sansui hi fi equipment you need: A buyer's guide, 1976-1977



Sansui

Thirty years' experience as high fidelity specialists stand behind every piece of equipment shown on the following pages. Thirty years in which Sansui has acquired an enviable reputation for unvarying quality and advanced engineering design.

Our initial product, a power transformer designed to meet exacting performance and reliability specifications, established the standards against which every subsequent Sansui product has been measured. Consistently meeting rigorous quality standards has repeatedly led us back to re-think the basic design of electronic components and electro/mechanical systems in terms of the specific role each plays in the accurate reproduction of music. The result of our fresh approach has been a series of innovations placing Sansui, year after year, in the forefront of state-of-the-art audio engineering — attested to by an impressive list of world wide patents and

the high esteem of hi-fi experts and enthusiasts everywhere.

Developing expertise in manufacturing techniques alongside advance design has consistently enabled us to rapidly incorporate the latest technology into our full range of equipment. From the moderately-priced, to the top of the line components, you can always be certain you're getting the highest reliability and accuracy in sound reproduction for your money. No mass-market TV, portable radios or kitchen appliances — we concentrate our efforts and abilities exclusively on quality hi-fi audio equipment.

Each group of products in this catalogue covers a range of prices, individual equipment varying according to power capacity and incorporated features. What they all have in common, however, is a high standard of fidelity and they bear the respected Sansui name.

Uncompromising. When a musical performance must be reproduced to the most critical standards, the Definition Series — BA5000 and BA3000 Power Amplifiers, CA3000 Control Preamplifier and AU20000 Integrated Amplifier — can deliver flawlessly the entire audio spectrum.

When the Sansui research teams perfect technological refinements which make significant improvements in audio quality and practical versatility, we want to see (and hear) those improvements translated into actual equipment: that's why we build the Definition Series.

Eventually, their technical advantages will appear in more popularly-priced components. For today, for users who require the latest, most advanced stereo equipment for critical music reproduction, here they are.

Designed into every circuit, massive power reserves (what we like to call abundant "power headroom") effortlessly provide total musical resolution, transparency and definition, with power source irregularities eliminated and triple protection circuitry, over an extremely wide dynamic range.

As you would expect with such exacting standards, each Definition Series unit is individually tested for complete performance to design parameters before leaving the factory; tests results are recorded on a technical data sheet, furnished with the equipment. In every detail, Definition Series components are designed and constructed with all the care lavished on any fine professional instrument.

The power amplifiers

Input: a semiconductor circuit built around a differential amplifier using two well-matched transistors and a buffer amplifier delivers a completely constant quality response.

Output: 3 Darlington-connected amplifier stages for high current gain in each channel, with eight large power transistors for each channel (BA3000: 6 power transistors "three-in-parallel" in an elaborate "four-in-parallel" OCL complementary symmetry pushpull configuration, give linear input amplification and reserve power for negligible distortion.

Power transformer: toroidal coil windings on a seamless ring and a twin positive/negative dual power supply format with separate windings for left and right channels result in a power transformer which gives an improved transient response with low heat generation and precise power regulation (BA3000, 5000 and CA3000).

BA 5000

Stereo/Mono Power Amplifier. Delivers a per channel power output of 300 watts, min. RMS, both channels driven into 8 ohms over a 20 to 20,000Hz bandwidth with no more than 0,1 % total harmonic distortion. High-efficiency output transformer allows the BA5000 to deliver full rated output at loads of 8, 4 or 2 ohms for 2-channel ultra-stable operation; a full 600 watts in mono.

- The output transformer also functions as a bandpass filter cutting subsonic signals to protect speaker cones.
- Temperature-sensored cooling fan.
- Three protection circuits: ASO (area of safe operation) detection circuit monitors and limits current flow in power transformers; thermistor self-restoring temperature detection circuit; overload detection circuit with quick-acting fuses.
- High-accuracy meters, with logarithmically compressed scale covering 0,01 to 300 watts and decibel scale; precise, positive controls plus block diagram of instrument interior printed on cover.

BA 3000

All the design features of the BA5000, but with a power output of 170 watts per channel, min. RMS, both channels driven into 8 ohms over a 20 to 20,000Hz bandwidth, with no more than 0,05 % total harmonic distortion; 340 watts, min. RMS in mono.

- Four jumbo heat sinks coupled directly to the power transistors eliminate the need for a cooling fan.
- LED Power/Protector indicator on front panel glows red when power is switched on, turns green to indicate safe operation; turns red to warn of potentially harmful conditions.
- BA3000 has all the safety features, subsonic filters and distortion-free toroidal coil winding power transformer described above.



BA 5000




BA 3000

FACTORY DATA

Model	Power Output (Watts)	Frequency Response (Hz)	THD (%)	Input Impedance (ohms)	Output Impedance (ohms)
BA 3000	170	20 - 20,000	0.05	100	8
BA 5000	300	20 - 20,000	0.1	100	8
CA 3000	340	20 - 20,000	0.05	100	8

The Preamplifier and Integrated Amplifier



CA 3000

Stereo Control Preamplifier. Features advanced space-age design in every link of the circuit chain, for unprecedented accuracy. RIAA $\pm 0,2\text{dB}$ Equalisation. Capable of meeting all the strenuous demands of contemporary disc recordings which feature extremely wide dynamic range, the CA3000 handles an extremely wide frequency response covering all musical signals with low distortion, no clipping or noise.

- High input impedance and low output impedance, through newly-developed unit amplifier circuits: a differential amplifier at input, and an emitter-follower or SEPP buffer amplifier at output.

- Phono equaliser features a packed differential dual FET amplifier (with a matched pair of low-noise FET's) at the initial stage, and Class-A complementary SEPP amp at output.

- Full controls and connections for any combination you're likely to need.

AU 20000

Integrated Stereo Amplifier delivering a continuous 170 watts, min. RMS, per channel, both channels driven into 8 ohms, over 20 to 20KHz bandwidth — with no more than 0,05 % total harmonic distortion.

Eight-transistor equaliser with differential amps at initial stage gives an improved dynamic response, for an extremely accurate RIAA equalisation curve.

- Triple protection circuits: temperature, DC voltage and ASO detection.

- Selectable phono sensitivity/impedance, and a versatile tape monitor circuit make the AU20000 flexible and capable of handling a variety of recording and playback combinations.



CA 3000



AU 20000

The Professional Series

Sansui's Professional Series of integrated amplifier and stereo FM/AM tuner. Introduced more than ten years ago, the original AU series has established a tradition of consistently reproducing the latest and most advanced technical developments and applications in the industry.

In 1976-1977, the Professional Series proudly uphold that tradition: the most powerful, accurate, dependable stereo components yet in the line — the very highest professional level within the rigid Sansui standards of excellence in audio reproduction.

AU amplifier sections deliver extremely high power output, for clear, distortion-free music reproduction over a wide dynamic range: 110 watts and 80 watts, AU11000 and AU9900 respectively, per channel, both channels driven into 8 ohms, over a 20Hz to 20KHz bandwidth with no more than 0,08 % total harmonic distortion.

Quadruple protection circuitry protects your entire system with AU components: temperature, DC voltage, ASO and overload detection circuits.

An elaborate feedback type stabilised power supply section — plus-minus dual supply — guarantees ideal circuit performance under any signal conditions.

The Sansui Professional Series meets the most exacting specifications for studio and home Hi-Fi installations.

AU 11000

Integrated Stereo Amplifier.

Dependable high-power output with low distortion: 110 watts (RMS) per channel, 0,08 % distortion. Parallel push-pull circuit design delivers the fullest dynamic range possible — clean and clear reproduction from any musical signal source.

- Dual-amplifier phono equaliser uses a differential amplifier in the first stage for extremely accurate highs and lows.
- Triple tone control and selectable phono sensitivity/impedance.
- Full input-output facilities for 2 stereo tape decks, monitoring and tape-to-tape dubbing.

AU 9900

Integrated Stereo Amplifier.

80 watts per channel of power, with all the clean, distortion-free characteristics and safety features of the AU11000.

- Stabilised, well-regulated power source: oversized power capacitors, advanced toroidal transformer.
- Excellent RIAA equalisation.
- All controls, connections and convenience for professional and semi-professional use.

TU 9900

FM/AM Stereo Tuner.

Precision specifications matched perfectly to the high quality characteristics of the AU integrated amps. Distortion of only 0,06 % in mono and 0,08 % in stereo reception results from the use of a wide-band ratio detector and the Sansui-developed PLL (phase-locked loop) integrated-circuit in the FM multiplex demodulator for lower phase deviation.

- Sensitivity of 0,9 μ V (DIN): an extremely high-performance FM front-end.
- FM recording calibration signal.



TU 9900
AU 9900
AU 11000



The AU/TU Series

Proudly upholding the Sansui tradition of creative engineering since its introduction more than a decade ago, the AU/TU Series of stereo integrated amplifiers and stereo FM/AM tuners has consistently enjoyed the respect of Hi-Fi enthusiasts and critics. These, the latest models to join this elite series, continue the tradition of advanced technical developments and the finest in user-oriented conveniences.

AU 7900

Integrated Stereo Amplifier.

High power output — 80 watts per channel — of clean, undistorted music reproduction: so accurate it becomes difficult to distinguish from the original live performance. NF-type phono equaliser: the deviation from the standard RIAA curve is only $\pm 0.3\text{dB}$ over the entire range. Superb preamp, superb powerful amplifier.

- Tape play/dubbing switch, simultaneous connection of two stereo tape decks.
- Triple Tone Control: bass, treble and midrange with selectable turnover frequencies.
- Direct-coupled true complementary OCL output.
- Dual power supply, triple power-circuit protection.

AU 6900

Stereo Integrated Amplifier.

The technical performance and tone quality you expect of Sansui equipment in this medium-price/medium-power (62 watts per channel, min. RMS, both channels driven into 8 ohms, 1000Hz) amplifier. Substantial power to drive two pairs of speaker systems, for clear, distortion-free total music reproduction, and the full range of controls.

- 0.1% total harmonic distortion at full rated output.
- Triple Tone Control: bass, treble and midrange.
- Direct-coupled true complementary OCL output — 4 power transistors per channel in parallel push-pull.
- Tape play/dubbing control for two stereo tape decks.

AU 5900

Integrated Stereo Amplifier.

All the features, conveniences and system protection as in the AU7900/6900 (described above). Continuous power output of 50 watts per channel (both channels, at 1000Hz) with no more than 0.1% harmonic distortion. Advanced electronic technology at a reasonable price.

- Versatile Triple Tone Control.
- Connections for two stereo tape decks, monitor switch for dubbing or copying from one to another.
- High-precision phono equaliser: $\pm 0.3\text{dB}$ RIAA.
- Low/high filters, tone defeat switch.
- Independent power supply from preamplifier and power driver sections.

AU 4900

Integrated Stereo Amplifier.

38 watts per channel (min. RMS, both channels driven into 8 ohms at 1000Hz with no more than 0.15% total harmonic distortion).

- Plus-minus symmetrical power supply.
- Adequate power to reproduce the full dynamic range.
- Direct-coupled, low-noise transistors in extremely accurate phono equaliser circuitry.
- Elaborate protection through an electronic relay, instead of fuses.
- High and low filter.
- Audio muting.
- Mic mixing facility.

AU 3900

Integrated Stereo Amplifier.

Same specifications — same low distortion — as AU4900 (above), but slightly reduced power: 25 watts per channel, min. RMS, both channels driven at 1000Hz.

- CR type tone control circuit with click stops.
- Audio muting, high and low filters.
- Control two sets of speaker systems, or both at once.
- Mic mixing facility, plus full connections for auxiliary sources.

AU 2900

Integrated Stereo Amplifier.

Ample power (17 watts, both channels into 8 ohms, at 1000Hz) and dramatically low-distortion, clean tone characterise the most moderately-priced of the AU Series. Its design is also based on the true complementary OCL power circuit, with dual-transistor differential amp in the initial stage. Dual plus/minus power supply for all major circuits gives you interference-free, stable tonal quality at all reproduction levels.

- Low-noise phono equaliser.
- Stepped tone controls.
- Outputs for 2 sets of speaker systems.
- Complete range of controls, high filter and loudness switches, source selectors and input/output terminals.

TU 7900

Precision Stereo FM/AM Tuner.

Sensitivity, harmonic distortion and selectivity: in these three critical areas of tuner performance, this instrument perfectly matches the characteristics of the AU 7900. The result is consistent music reproduction from broadcast signal so full and clean that you'll find it difficult to believe it's not from disc, tape — or live.

- Low-noise dual-gated MOS FET amplifier and precision 4-gang frequency-linear tuning capacitor assure maximum sensitivity: 0.9 μV (DIN).
- PLL (phase-locked loop) integrated-circuit for the FM multiplex demodulator creates wide stereo separation (40dB at 1kHz), maintained over years of use.
- Automatic noise canceller.
- Twin tuning meters: signal strength and FM centre-of-tune.
- Terminals for Dolby* noise-reduction unit and FM 4-channel discrete discriminator adaptor.

TU 5900

Stereo FM/AM Tuner.

The perfectly-matched component for AU Series integrated amplifiers: the same near-absolute precision and advanced electronics engineering to deliver broadcast

signal with breath-taking clarity. You get low noise dual-gated MOS FET amplifier, and a precision 3-gang frequency-linear tuning capacitor. You'll find it difficult to believe that the stereo separation and distortion-free sound you hear is not from disc, but broadcast.

- Maximum FM sensitivity of 1,0 μV (DIN).
- Stereo demodulator circuit with PLL (phase-locked loop) IC.
- 60dB FM selectivity.
- AM: high-integration IC, bi-resonator Jaumann ceramic filter assure high sensitivity and low distortion.
- Dolby* FM/4-channel adaptor facility.

TU 3900

Stereo FM/AM Tuner.

Dolby* FM and FM 4-channel connection facilities make this state-of-the-art instrument as new as tomorrow, a component you'll enjoy for years.

- FM front-end utilises dual-gated MOS FET and a new, low noise transistor amplifier (FM sensitivity 1,0 μV).
- Accurate twin tuning meters, an unusual feature in this price range.
- Integrated circuits in FM multiplex demodulator, FM and AM IF sections.
- FM muting circuit (switchable) eliminates interstation "hiss" whilst tuning from one station to another.

* Dolby is a trademark of the Dolby Laboratories, Inc.



AU 7900



AU 4900



TU 7900



AU 6900



AU 3900



TU 5900



AU 5900



AU 2900



TU 3900

The Receivers



9090



8080

Ample power for low distortion, and power protection. Precision circuitry, high sensitivity and selectivity in FM, and adequate controls. Add them up, and you've got the heart of a high fidelity system that is consistently a source of pride and pleasure. That's a Sansui FM/AM stereo receiver.

Advanced electronic engineering gives you clear, brilliant sound reproduction with power headroom — effortlessly — from disc, broadcast or tape signal.

Features like independent power supply section, and closely regulated power supply transformer assure you of distortion-free, pure music at the highest volume levels. Integrated circuit phono equalisers deliver exactly the information that was originally recorded on your discs.

From any signal source, you'll hear and enjoy *all* of the music through a Sansui receiver — at the flick of a switch.

9090

FM/AM Stereo Receiver.

Full power: 120 watts continuous, per channel (min. RMS) at 1000Hz both channels driven into 8 ohms, with no more than 0.2% distortion. Highly selective FM front-end, through very sophisticated electronic design.

- Four meters: power (each channel); signal strength; tuning.
- Power protection circuitry and LED indicator.
- Triple tone control with turnover selectors.
- Two tape deck terminal facilities.
- Dolby* FM/4-channel adaptor facility.
- Wide dynamic range from precise phono equalisation system.
- Full range of controls, connections for three sets of speaker systems.
- FM Multipath detection system.

8080

FM/AM Stereo Receiver.

All the same sophisticated circuitry as the 9090. 90 watts per channel, min. RMS, 1000Hz both channels driven; dazzling 0.2% total harmonic distortion (at rated output).

- Four meters: twin power meters; signal strength; tuning.
- MOS FET FM front-end for higher sensitivity, clear reception under any transmission conditions.
- Improved stereo reception from FM broadcast.
- Full range of convenient controls, system connections.



7070



6060



5050

7070

FM/AM Stereo Receiver.

Advanced electronic design in the medium-power/medium-price range. 65 watts, both channels driven into 8 ohms at 1000Hz, give you adequate power to drive two sets of full-size speaker systems.

- 0,3 % total harmonic distortion.
- Highly sensitive MOS FET FM front-end; 1,0 μ V (DIN).
- Dolby* FM adaptor terminal.

6060

FM/AM Stereo Receiver.

Sansui tonal quality in a 44-watt (both channels into 8 ohms at 1000Hz) component featuring the latest engineering design and user conveniences. Interference-free, clean FM reception and high sensitivity, plus stable sound from any source, thanks to closely-regulated power supply circuitry.

- Total harmonic distortion no more than 0,4 %.
- Integrated-circuit phono equaliser.
- Full range of controls — including audio muting and Low/High filters — and input/output terminals.

5050

FM/AM Stereo Receiver.

33 watts of power (both channels driven into 8 ohms at 1000Hz) with the sophisticated electronics described above: high-sensitivity IC FM front-end and independent power supply section. For the budget-minded hi-fi enthusiast who refuses to compromise on quality.

- 15-40kHz power bandwidth.
- No more than 0,5 % total harmonic distortion.
- Loudness, High filter, plus full controls and input/output facilities.

* Dolby is a trademark of the Dolby Laboratories, Inc.

551

IC-equipped FM/AM Stereo Receiver.

Thanks to CBM (Circuit Board Module) construction techniques, this receiver offers superb electronics at a modest price: you get high-gain IC (integrated circuits) in FM, AM sections and phono equaliser. 20 watts, each channel driven into 1000Hz. Extremely low distortion, power to drive even large stereo speaker systems. Outstanding performance.

- Wide FM stereo separation.
- Complete selection of inputs and outputs.
- Outputs for two pairs of speaker systems.
- Filters, FM muting, loudness controls.

331

FM/AM Stereo Receiver.

Superb quality high fidelity music reproduction: that's what you get, without extra knobs and speaker set connections — with a lower price tag! Accurate tuning, ample power — 15 watts (each channel, 8 ohms at 1000Hz) — provides clean, undistorted sound... all the music.

- Circuit board module construction with extended electronic capabilities.
- Precise phono equaliser.
- High-density IC FM multiplex demodulator.
- Stable power supply transformer.

331L

Multi-band Stereo Receiver.

The same fine quality high fidelity instrument as the 331 (described above), but with the added feature of a 3-band tuner. Enjoy the excellent programming broadcast in the long-wave frequency range from 150 to 350kHz, as well as AM and stereo FM.

- 15 watts of power (each channel into 8 ohms at 1000Hz).
- Large built-in bar antenna lowers noise and increases station sensitivity.
- MOS FET FM front-end.
- Clean power amplification.

221

FM/AM Stereo Receiver.

Same full fidelity music reproduction as 331 (described above), dependable Sansui quality. 10 watts, each channel driven into 8 ohms, at 1000Hz. For the budget-minded enthusiast who still requires authentic hi-fi: Sansui quality.

- Integrated circuit FM front-end.
- Control Centre versatility.
- Accurate tuning, highly reliable IC FM stereo demodulator.
- Clean power amplification.



551



331



331L



221

Sansui's 4-Channels

Authentic, total sound reproduction, through advanced IC-equipped technology: Type-A QS vario-matrix decoder, based on Sansui QS integrated circuits. You get 20dB inter-channel separation from all QS matrix sources. A Phase Matrix function for SQ* records and CD-4** demodulator are built in. You won't believe it until you hear it.

And Sansui's exclusive CBM (Circuit Board Module) construction makes 4-channel an affordable luxury.

QRX 7001

All-source FM/AM 4-channel Receiver. 35 watts per channel, all four channels driven into 8 ohms; distortion less than 0,4%. Exclusive Sansui Differential Demodulator Circuit (DDC) FM multiplex demodulator for superior FM stereo separation into very high frequencies.

QA 5000

All-source 4-channel amplifier with Type-A Vario-Matrix.

Convenient control centre advanced 4-channel amplifier. 15 watts into all four channels, total harmonic distortion no more than 0,8%.

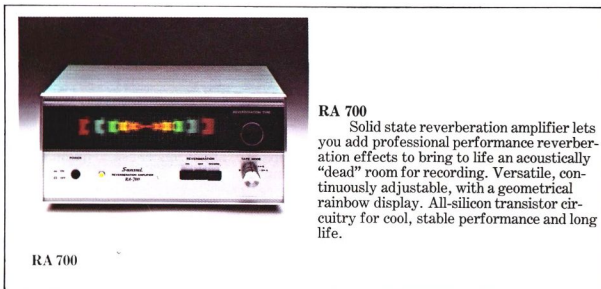


QRX 7001



QA 5000

* SR TM CBS, Inc.
** CD-4 TM JVC, Inc.



RA 700

RA 700

Solid state reverberation amplifier lets you add professional performance reverb effects to bring to life an acoustically "dead" room for recording. Versatile, continuously adjustable, with a geometrical rainbow display. All-silicon transistor circuitry for cool, stable performance and long life.


The loudspeakers

For full high fidelity music reproduction, your speaker system must be good: no matter how broad the frequency range reproduced by your power amplifier, no matter how low its distortion, you'll never get more than your speakers can reproduce — in the room where you listen to music.

Our engineers have been working for many years to design speakers which perform well even in the acoustics (often poor) of normal living rooms. They've developed a range of speakers matched to varying output levels in driver power, for optimum quality sound, full and natural, under differing conditions.

Sansui engineers aim beyond the mechanical test results from instrumentation readings. They know there are clear-cut subjective differences: the ultimate test of any speaker system is *listening*. They combine sophisticated engineering skills with the sensitive requirements of listening to music, to produce three Sansui series. These incorporate advanced state-of-the-art electronics, and realistic listening criteria in their design.

Sansui offers the innovative LM (linear motion) speaker systems, large, complex systems — combining massive woofers with several mid-range and tweeters — and full fidelity acoustic suspension systems, for full concert-hall and realism in any size space.



You'll find Sansui speaker systems — delivering rich, realistic sound — to satisfy exactly your needs: power capacity, appearance, sound quality in your music-listening environment and price. There's no reason to settle for less than Sansui.

The LM Series

Exclusive-design Linear Motion tweeter driver, giving much improved transient response, and the innovative multi-radiation baffle — to create more accurate sound image resolution — make these speaker systems really astounding performers. Relatively small in size, they deliver room-filling natural sound, greater stereo perspective to re-create the full musical presence in your home.

LM 330

60 watts; Linear Motion HF Driver; wide frequency range extends from 31 to 20,000Hz.

LM 220

45 watts; 205mm. cone type woofer, Linear Motion Driver; 32 to 20kHz frequency range.

LM 110

35 watts; Linear Motion Driver in the exclusive multi-radiation separate baffle; even frequency response from 38 to 20kHz.



LM 110

LM 330

LM 220



SP 4000 A

SP 5000 A

SP 4500 A



ES 50 Imp

ES 200 Imp

ES 30

The SP Series

Sansui's Multi-way, big-sound speaker system features superior power handling through the massive woofers and high-accuracy cross-over network. Reduced intermodulation distortion and improved transient response characterize these big-sound units.

Advanced technical features like powerful barium-ferrite magnet, heat-dissipating aluminium voice coils and precise ferrite-core inductors in the cross-over network make SP Series speakers fine, resonant instruments to satisfy the most critical professional listener.

SP 5000A

Full 130 watts peak power, behind a removable handcarved Kumiko grille — beautiful to see and hear.

- 406mm woofer, 200mm cone type midrange speaker.
- Horn tweeter with Alnico V magnet, twin super tweeters.
- Frequency range from 25 to 22,000Hz.
- Four-way, L-C parallel type cross-over network.
- Five speaker system.

SP 4500A

Five-speaker 4-way speaker system, 120 watts peak power-handling capacity.

- Horn tweeter for better high-frequency dispersion.
- Mylar film supertweeter.
- Damped bass-reflex enclosure.

SP 4000A

Five-speaker, three-way speaker system, 100 watts peak power capacity.

- 305mm woofer for solid and mellow bass.
- Twin horn tweeters with Mylar film diaphragms.
- Easy-to-adjust level control.

The ES Series

Advanced electronics technology from Japan, designed around the listening taste of Europeans: the uncoloured, natural European Sound of the ES Improved line. Modest price range, full, rich sound.

ES 200 Improved

60 watts, 3-way, 3-speaker units.

- 18dB/Oct. and 12dB/Oct. cross-over network;
- Soft dome high and midrange speakers and 255mm woofer.

ES 50 Improved

35 watts, 2-way, 2-speaker system.

- Acoustic suspension enclosure, with large-sound (concert-hall) dynamics and tone quality.
- Low-distortion 200mm woofer.

ES 30

35 watts, 2-way, 2-speaker system.

- Air-tight walnut enclosure, frequency range from 50 to 20,000Hz.

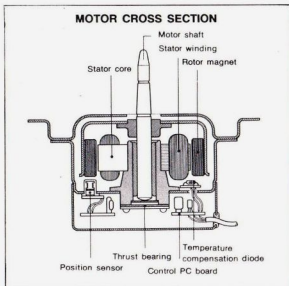
The turntables

Contemporary disc recordings offer the highest quality, widest frequency-range musical signal, so it's clear that a turntable must perform with precision to transfer such delicate quality to an amplifier.

These turntables incorporate a number of technical achievements from the Sansui laboratories which, in combination, give precision performance equal or superior to the most expensive machines on the market.

A turntable's drive system is critical, of course, and the Sansui-developed direct-drive servomotor system (SR 525 and FR 5080) and precision-polished belt drive, provide super-silent, constantly accurate speeds. To complement the ultra-quiet drive, every facet of the overall design was studied to eliminate every trace of resonance.

Further Sansui innovations: statically-balanced, low mass S-shaped tonearm, balanced on our special knife-edge support system, assure low-



est-friction, most positive tracking possible.

Four models give you a choice of two precision instruments with automatic return convenience, and two superb

manual models for absolute accuracy in transcription.

Sansui turntables, even the less-expensive models, incorporate features usually found only on the more expensive equipment: skating force canceller, 4-pole synchronous motors, full-size aluminium die-cast platters.

The unmistakable look of precision in the contemporary slim-line design of all our turntables distinguishes them immediately as state-of-the-art, Sansui quality.



SR 929



SR 525



SR 222

SR 929

Quartz-servo direct-drive turntable.

An energised quartz crystal, like that of a precision quartz chronometer, generates an accurate reference frequency which is compared with the output of the frequency generator built into the SR929's direct-drive motor. In combination with a phase-synchronising PLL (phase-locked loop) servosystem, speed drift and other aberrations (from changes in loads, temperature, supply voltage) are completely eliminated. It means, very simply, that you get the most precise rotational speed accuracy ever achieved in turntable performance. For critical and professional-level disc transcription and playback — absolutely invariable — you need the SR929.

- Quartz-servo control: disengages the Quartz-Servo System to allow fine speed adjustments by means of the Pitch Controls.

- Stroboscope: light is synchronised not with the supply frequency, but with the vibrating quartz crystal's control signal — thus only one strobe calibration pattern is needed.

- Toroidal-wound power transformer: efficient, and with low magnetic leakage flux, contributes to signal-to-noise ratio better than 62dB.

- Tubular S-shaped tonearm, and Sansui's newly-developed acoustic absorbent and insulated weight/shaft assembly, on knife-edge/jewel needle-point support for minimum friction, high sensitivity and durability.

SR 525

Direct-drive Electronic Transcription Turntable. Sansui's original design of a silent direct-drive system built around a 20-pole, 30-slot brushless DC servomotor with a saturable core, with precision speed control through a new rotor-position sensor mechanism, brings wow and flutter on this top-of-the-line machine down to a negligible 0.03% (WRMS).

- Specially-damped S-shaped tonearm with unique knife-edge support system.
- Centre-spindle and bearing are micron finished to eliminate deterioration of original performance quality.
- Built-in strobe lamp and stroboscopic

calibration markings on platter rim give you instant precision speed adjustment.

SR 222

Manual Two-speed Belt-drive Turntable. Total-system design puts the modestly priced SR-222 in the high-performance class, giving you Sansui quality and long-term reliability.

- 4-pole synchronous motor.
- 300mm die-cast aluminium platter.
- Damped S-shaped tonearm.

FR 5080S

Direct-drive automatic turntable.

Now you can have both: the distortion-free music reproduction of a professional-quality direct drive turntable, and the convenience of automatic tonearm operation. The moment the stylus touches the disc surface, the auto mechanism disengages fully, and the platter drive performs as a drag-free manual.

- Strobe light and strobe calibrations on the platter edge allow fine-speed adjustments.

- Sansui's anti-resonance S-shaped tubular tonearm.

- Handsome, heavy "slim-line" design prevents resonance and "howling"; tough acrylic removable cover on free-stop hinges.

FR 1080

Two-speed automatic return turntable.

Reasonably priced, easy to use, with the kind of Sansui tonal quality you can rely on, year after year. High quality sound, in a beautiful slim-line design cabinet.

- Reliable 4-pole synchronous motor.
- Rugged double-rim platter.
- One-touch automatic or faultless manual operation.
- Multiple motor suspension system.



FR 5080 S



FR 1080

The cassette decks

Convenience and performance. Cassette technology has progressed to a point at which there is no need to apologise for the audio reproduction capabilities of a top-quality cassette deck: look up and compare for yourself the specifications of these Sansui decks.

You'll get superb sound reproduction from any of these precision instruments, plus the obvious convenience of the front-loading, vertical format design.

A superior tape-transport system developed by Sansui produces a remarkable signal-to-noise ratio (50dB, with Dolby* out), and low wow/flutter (0,09% WRMS).

Of course, as complete high-fidelity components from Sansui, they include refinements such as Dolby type B noise-reduction circuits, full controls and metering.

You hear all the music — across the audio spectrum — in playback on Sansui cassette decks.

* Dolby is a trademark of the Dolby Laboratories, Inc.

SC 3000

Front-loading Stereo Cassette Deck with Dolby*. The uncompromised audio quality of high-speed open-reel tape, in the convenient format of cassette, right-side-up in a front-access compartment, in fine-finish wooden case.


Easy to use, and you'll get up to 16kHz response with chromium tape. Plus features you'd expect from Sansui: full automatic stop, memory tape, complete range of input/output facilities.

- Electronically controlled DC motor.
- Selectable equalisation for normal (LH) or chromium dioxide tapes.
- LED peak-level indicator, and mode indicator.

• Super-hard permalloy record-playback head guarantees both long lifetime and full tonal quality.

SC 3003

Same superb front-loading stereo cassette deck as the SC3000 (described above), but with handsome, professional black finish and metal bonnet.



SC 3000



SC 3003



SC 2000



SC 2002

SC 2000

Front-loading Stereo Cassette Deck with Dolby*. All the advantages of front-loading, right-side-up tape format, in a precision deck at a reasonable price. Handsome wooden case.

- Full tape-running visibility.
- Independent capstan drive.
- Electronic DC servomotor.
- Responsive, well-damped VU meters.

SC 2002

All the features of the SC2000 (described above), but in contemporary, smart black finish.

*Dolby is a trademark of the Dolby Laboratories, Inc.

The Headphones and accessories

The liveliness and privacy of stereo headphones appeal to discriminating music lovers. Sansui's advanced technical qualities and comfort features in headphones open an exciting new world of musical enjoyment to those who have never sat back and given themselves up to this extraordinary experience.

Conscientious human engineering and care in manufacture make these headphones comfortable to wear even for long periods... and the music's full tonal quality makes you forget you're wearing them.

To complete your "recording studio" needs, Sansui's ultra-sensitive, full fidelity matched stereo microphones, and tape recorder head-cleaning kit keep your cassette deck always operating with the precision built into it.

- SS 100**
Omni-dynamic stereo headphones.
- SS 50**
2-way, 4-speaker stereo dynamic headphones.
- SS 35**
Stereo monitor headphones.
- SS 20**
Stereophonic 2-way, 4-speaker headphones.
- SS 10**
High fidelity stereo dynamic headphones.
- SS 2**
Stereo dynamic headphones.
- SH 15**
Lightweight stereo dynamic headphones.
- SH 5**
Non-isolating, lightweight stereo headphones.
- QH 44**
High velocity type 4/2-channel headphones.



SS 100



SS 50



SS 20



SS 10



SH 15



SH 5



SS 35



SS 2



QH 44

Definition Series

	BA 5000 Power Amp.	BA 3000 Power Amp.	CA 3000 Pre-Amp.	AU 20000 Integ. Amp.
Pre-Amplifier				
Total Harmonic Distortion	—	—	less than 0,03%	—
Frequency Response	—	—	10-100000 Hz	—
R.I.A.A. curve deviation phono	—	—	±0,2 dB (30-15000 Hz)	±0,2 dB (30-15 kHz)
Hum and Noise (IHF) Phono 1,2	—	—	70 dB	70 dB
Output Level (MAX)	—	—	1,3 V	700 mV
Input Sensitivity and Impedance				
Phono 1	—	—	1,5 mV - 3 mV - 6 mV 30 kΩ - 50 kΩ - 100 kΩ	1,5 mV - 3 mV - 6 mV 30 kΩ - 50 kΩ - 100 kΩ
Phono 2	—	—	1,5 mV - 3 mV - 6 mV 50 kΩ	1,5 mV - 3 mV - 6 mV 50 kΩ
Controls				
Tone				
Bass	—	—	+10 dB -10 dB/50 Hz	±10 dB/30 Hz
Midrange	—	—	+5 dB -5 dB/1000 Hz	±5 dB/1 kHz
Treble	—	—	+10dB -10dB/20 kHz	±10 dB/20 kHz
Tone Selectors				
Bass	—	—	100 Hz, 200 Hz, 400 Hz	—
Treble	—	—	2 kHz, 4 kHz, 8 kHz	—
Filters				
Low	—	—	-3 dB at 20 Hz, 40 Hz	-3 dB at 20 Hz, 40 Hz
High	—	—	-3 dB at 7 kHz, 12 kHz	-3 dB at 7 kHz, 12 kHz
Muting	—	—	0 dB, -10 dB, -30 dB	0 dB, -10 dB, -30 dB
Power Amplifier				
Power Output				
- Continuous into 8 Ω. Both channels driven at 1000 Hz	320 W × 2	180 W × 2	—	180 W × 2
- Min RWS into 8Ω, 20-20 kHz both channels driven	300 W × 2	170 W × 2	—	170 W × 2
- Mono Operation (BTL)	600 W	340 W	—	—
Total Harmonic Distortion	less than 0,1%	less than 0,05%	—	0,05%
Power Bandwidth	20-30 kHz	5-30 kHz	—	5-40.000 Hz
Frequency Response (MAX)	15-30 KHZ	5-100 kHz	—	10-50.000 Hz
Damping Factor (8Ω)	10	100	—	80
Hum and Noise (IHF)	better than 100 dB	better than 100 dB	—	better than 100 dB
Input Sensitivity and Impedance	700 mV - 50 kΩ	700 mV - 50 kΩ	—	700 mV - 50 kΩ
Dimensions W × H × D mm	482 × 222 × 466	460 × 178 × 400	460 × 178 × 373	460 × 178 × 400
Weight (kg) net	49	22,6	13,3	22,6

TU Series

	TU 9900	TU 7900	TU 5900	TU 3900
FM Sensitivity (IHF) (DIN)	1,5 μV 0,9 μV	1,7 μV 0,9 μV	1,8 μV 1,0 μV	2,0 μV 1,1 μV
Total harmonic distortion (stereo)	0,08%	0,35%	0,35%	0,4%
S/N ratio	75 dB	75 dB	70 dB	70 dB
Selectivity	90 dB	85 dB	60 dB	60 dB
Stereo separation	50 dB	40 dB	40 dB	40 dB
AM Sensitivity	45 dB/m	50 dB/m	50 dB/m	53 dB/m
Selectivity	70 dB	30 dB	30 dB	30 dB
Dimensions W × H × D (mm)	460 × 160 × 310	430 × 132 × 243	430 × 132 × 243	400 × 120 × 240
Weight (kg)	9,6	6,6	6,4	5,0

Integrated Amplifiers

	AU 11000
Power output	
- Continuous power into 4Ω, at 1000 Hz, both channels driven	120 W × 2
- Continuous power into 8Ω, at 1000 Hz, both channels driven	120 W × 2
- Min. RMS both channels driven into 8Ω from 20 to 20,000 Hz	110 W × 2
Total harmonic distortion	0,08%
Power bandwidth (IHF)	5-40,000 Hz (8Ω) 80 (8Ω)
Damping factor	—
Hum & noise/AUX 1,2 (IHF)	better than 80 dB
Channel separation/Phono 1,2	better than 55 dB
Features	
Tone selector	Bass 600, 300, 150 Hz treble 2, 4, 8 kHz
Tone control	Bass, Mid, Treble
Loudness	—
Filter	-3dB(20,60,7k,12k)Hz
Muting	-0 dB, -20 dB
Tape monitor (input, dubbing)	2, 1-2, 2-1
Dimensions W × H × D (mm)	460 × 160 × 375
Weight (kg) (Net)	19,3

Receivers

	9090
Power output	
- Continuous power into 4Ω, at 1000 Hz, both channels driven	150 W × 2
- Continuous power into 8Ω, at 1000 Hz, both channels driven	120 W × 2
- Min. RMS both channels driven into 8Ω at 20-20,000 Hz	110 W × 2
Total harmonic distortion (AUX)	0,2%
Power bandwidth (IHF)	5 - 45 kHz
Hum and Noise (IHF) / (AUX)	80 dB
FM Sensitivity (IHF) (DIN)	1,7 μV 0,9 μV
FM Total harmonic distortion (stereo)	0,3%
Controls	bass, mid, treble loudness, FM dolby, Mic Mix
Speakers	A, B, C, A+B, A+C
Dimensions W × H × D (mm)	540 × 182 × 397
Weight (kg)	23,3

AU 9900	AU 7900	AU 6900	AU 5900
90 W × 2	80 W × 2	62 W × 2	50 W × 2
90 W × 2	80 W × 2	62 W × 2	50 W × 2
80 W × 2	75 W × 2	60 W × 2	45 W × 2
0.08%	0.1%	0.1%	0.1%
5-40,000 Hz (8Ω) 80 (8Ω)	5-40,000 Hz (8Ω) 80 (8Ω)	5-40,000 Hz (8Ω) 80 (8Ω)	5-40,000 Hz (8Ω) 80 (8Ω)
better than 80 dB better than 55 dB	better than 90 dB better than 50 dB	better than 90 dB better than 50 dB	better than 90 dB better than 50 dB
Bass 600, 300, 150 Hz treble 2, 4, 8 kHz	Bass 600, 300, 150 Hz treble 2, 4, 8 kHz	Bass 600, 300, 150 Hz treble 2, 4, 8 kHz	—
Bass, Mid, Treble —	Bass, Mid, Treble Low boost only/ Low, High boost	Bass, Mid, Treble In, Out	Bass, Mid, Treble In, Out
-3dB(20,60,7k,12k)Hz 0 dB, -20 dB 2, 1→2, 2→1	-3dB(20,60,7k,12k)Hz 0 dB, -15 dB, -30 dB 2, 1→2, 2→1	High, Low 0 dB, -20 dB 2, 1→2, 2→1	High, Low 0 dB, -20 dB 2, 1→2, 2→1
460 × 160 × 375 18	430 × 132 × 340 14.2	430 × 132 × 340 12.9	430 × 132 × 312 11.5

Amplifiers

	AU 4900	AU 3900	AU 2900
Power output -Continuous power into 4Ω, at 1000 Hz, both channels driven	46 W × 2	26 W × 2	18 W × 2
-Continuous power into 8Ω, at 1000 Hz, both channels driven	38 W × 2	25 W × 2	17 W × 2
-Min. RMS both channels driven into 8Ω from 20 to 20,000 Hz	35 W × 2	22 W × 2	15 W × 2
Total harmonic distortion	0.15%	0.15%	0.3%
Power bandwidth (IHF)	10-40,000 Hz (8Ω)	10-40,000 Hz (8Ω)	10-40,000 Hz (8Ω)
Damping factor	50 (8Ω)	50 (8Ω)	50 (8Ω)
Hum & noise/AUX (IHF)	90 dB	90 dB	90 dB
Channel separation/Phono	60 dB	60 dB	57 dB
Features			
Tone control	Bass, Treble In, Out	Bass, Treble In, Out	Bass, Treble In, Out
Loudness	High, Low	High	In, Out High
Filter	0 dB, -20 dB	—	—
Muting	Source, Play back	Source, Play back	Source, Play back
Tape monitor	Mic mixing	Mic mixing	—
Others			
Dimensions W × H × D (mm)	400 × 120 × 240	400 × 120 × 240	400 × 120 × 240
Weight (kg) (Net)	7.7	7.0	5.7

8080	7070	6060	5050	551	331L (FM-MW-LW)	331	221
110 W × 2	65 W × 2	46 W × 2	35 W × 2	20 W × 2*	15 W × 2*	15 W × 2*	10 W × 2*
90 W × 2	65 W × 2	44 W × 2	33 W × 2	17 W × 2	13 W × 2	13 W × 2	9 W × 2
80 W × 2	60 W × 2	40 W × 2	30 W × 2	16 W × 2**	12 W × 2**	12 W × 2**	8 W × 2**
0.2%	0.3%	0.4%	0.5%	0.8%	1.0%	1.0%	1.0%
5 - 45 kHz	10 - 40 kHz	15 - 40 kHz	15 - 40 kHz	25 - 30,000 Hz	20 - 30,000 Hz	20 - 30,000 Hz	20 - 30,000 Hz
80 dB	80 dB	80 dB	80 dB	80 dB	80 dB	80 dB	80 dB
1.7 μV	1.8 μV	1.9 μV	2.0 μV	2.5 μV	2.5 μV	2.5 μV	2.5 μV
0.9 μV	1.0 μV	1.1 μV	1.1 μV	1.3 μV	1.3 μV	1.3 μV	1.3 μV
0.3%	0.4%	0.5%	0.5%	0.7%	1.0%	1.0%	1.0%
bass, mid, treble loudness, FM dolby, Mic Mix	bass, mid, treble loudness, FM dolby	bass, treble audio muting low, high filter, FM dolby	bas, treble loudness, high filter, FM dolby	bass, treble loudness, high filter mono/stereo	bass, treble loudness, mono/stereo	bass, treble loudness, mono/stereo	bass, treble loudness, mono/stereo
A, B, C, A+B, A+C	A, B, A+B	A, B, A+B	A, B, A+B	A, B, A+B	A, B, A+B	A, B, A+B	—
540 × 182 × 397	502 × 156 × 371	462 × 146 × 299	462 × 146 × 299	424 × 135 × 285	424 × 125 × 266	424 × 125 × 266	424 × 125 × 266
20.9	16.6	11.4	10.1	8.6	5.7	5.7	5.3

* Continuous power into 8Ω,
at 1000 Hz,
each channel driven

** Min. RMS both channels
driven into 8Ω,
at 40-20,000 Hz

Speaker Systems

	LM 330	LM 220	LM 110	ES 200 Improved	ES 50 Improved	ES 30	SP 5000A
Speakers							
Woofers	255 mm × 1 cone type	205 mm × 1 cone type	165 mm × 1 cone type	25.5 cm cone type	20 cm	16.5 cm	406 mm × 1 cone type
Midrange	—	—	—	3.5 cm dome type	—	—	200 mm × 1 cone type
Tweeter	65 mm × 1 cone type (Linear Motion Driver)	65 mm × 1 cone type (Linear Motion Driver)	65 mm × 1 cone type (Linear Motion Driver)	1.9 cm dome type	1.9 cm dome type	5.8 cm cone type	Square 154 × 50 mm × 1 horn type 50 mm × 2 cone type
Super Tweeter	—	—	—	—	—	—	—
Power rating	60 W (peak)	45 W (peak)	35 W (peak)	60 W	35 W	35 W	130 W
Impedance	8Ω	8Ω	8Ω	8Ω	8Ω	8Ω	8Ω
Sensitivity	92 dB	91 dB	90 dB	88 dB/W	90 dB/W	89 dB/W	98 dB
Frequency range	34-20,000 Hz	34-20,000 Hz	41-20,000 Hz	30-20,000 Hz	45-20,000 Hz	50-20,000 Hz	25-22,000 Hz
Dimensions W × H × D (mm)	310 × 710 × 304	278 × 620 × 250	248 × 535 × 250	314 × 596 × 293	250 × 480 × 240	243 × 430 × 152	443 × 661 × 280
Weight (kg) net	18.7	12	7.8	15	7.8	4.6	21.7

Turntables

	SR 929	SR 525	SR 222	FR 5080
Type	Two speed quartz-servo direct-drive turntable	Two speed direct drive manual turntable	Two speed belt driven manual	Two speed direct drive automatic turntable
Platter	Aluminium die cast 302 mm/1.4 kg	Aluminium die cast 310 mm/1.4 kg	Aluminium alloy die cast 300 mm	Aluminium alloy die cast 300 mm/1.4 kg
Motor	20 pole, 30-slot DC brushless	20 pole, 30-slot DC brushless	4 pole synchronous	20 pole, 30-slot DC brushless
S/N (IEC-B)	66 dB	64 dB	54 dB	62 dB
Rumble (din-B)	-74 dB	-72 dB	-60 dB	-70 dB
Wow & Flutter (WRMS)	0.028%	0.03%	0.07%	0.03%
Tonearm	Statically balanced S-shaped	Statically balanced S-shaped	Statically balanced S-shaped	Statically balanced S-shaped
Dimensions W × H × D (mm)	490 × 173 × 381	469 × 150 × 375	452 × 139 × 370	470 × 154 × 375
Weight (kg) (Net)	16.5	9.5	6.0	12.8

Cassette decks

	SC 3000 (with wooden case) CS 3003	SC 2000 (with wooden case) SC 2002
Heads	REC/PB Head (Superhard Permalloy) Erase Head (Ferrite)	REC/PB Head (Superhard Permalloy) Erase Head (Ferrite)
Motor	Electronically controlled DC Motor	Electronically controlled DC Motor
Wow & Flutter (WRMS)	0.09%	0.1%
Frequency response (Record/Playback)		
Normal tape (LH)	30-13,000 Hz	30-13,000 Hz
Chromium tape	30-16,000 Hz	30-15,000 Hz
S/N Ratio		
Without Dolby	50 dB	50 dB
With Dolby	60 dB	60 dB
BIAS Frequency	85 kHz	85 kHz
Dimensions W × H × D (mm)	446 × 190 × 290 (SC 3000) 446 × 158 × 290 (SC 3003)	446 × 140 × 240 440 × 158 × 290 (SC 2002)
Weight	8.0	8.0

Headphones

Type
Speakers
Woofers
Tweeters
Impedance
Frequency range
Maximum input
Sensitivity
Weight (g)

4-Channel Receivers

SP 4500A	SP 4000A
380 mm	305 mm
130 mm × 2 cone type	130 mm × 2 cone type
154 × 50 mm horn type	54 mm × 2 horn type
54 mm horn type	—
120 W	100 W
8Ω	8Ω
98 dB/W	96 dB/W
25-20,000 Hz	30-20,000 Hz
661 × 443 × 280	683 × 383 × 280
19.8	18.4

Continuous power into 8Ω,
1000 Hz, all channels driven
Min. RMS into 8Ω, 20-20,000 Hz,
all channels driven

Systems

Total harmonic distortion

Power bandwidth

Channel separation

Phono

Aux

Hum and noise (IHF)

Phono

Aux

Dimensions W × H × D (mm)

Weight (kg)

QRX 7001

43 W × 4

35 W × 4

QS, SQ, CD-4,

QS Synthesizer

0.4%

10-35,000 Hz

better than 50 dB

better than 50 dB

better than 70 dB

better than 80 dB

540 × 161 × 408

23.8

QA 5000

12 W × 4

10 W × 4

QS, SQ, CD-4,

QS-Synthesizer

0.8%

35-25,000 Hz

better than 45 dB

better than 45 dB

better than 65 dB

better than 70 dB

400 × 120 × 307

10.4

FR 1080

2 speed belt driven autostop cut/return

Aluminium alloy die cast 300 mm

4 pole synchronous

50 dB

-58 dB

0.08%

Statically balanced S-shaped

442 × 155 × 366.5

5.5

Reverberation Amplifier

RA 700

1.9 - 3.2 sec./1,000 Hz

20-30,000 Hz ± 2 dB

300 μV

3 V

less than 0.2%

65 dB

more than 200kΩ

280 × 125 × 284

4.2

Reverberation time

Frequency response

Rated output voltage

Maximum input voltage

Harmonic distortion

Signal to noise ratio

Input impedance

Dimensions W × H × D (mm)

Weight (kg)

SS 100	SS 50	SS 35	SS 20	SS 10	SS 2	SH 15	SH 5	QH 44
Omni-dynamic driver	Stereodynamic	Stereodynamic	Stereodynamic	Stereodynamic	Stereodynamic	High velocity, "hear through"	Open air, dynamic	4/2 channel, high velocity
6.7 cm full-range type	7.5 cm cone type 3.2 cm dome type	5 cm full range (cone type)	8 cm cone type	8 cm mechanical 2-way	7 cm full range	2 cm dome type	2 cm dome type	Full range dome type
4-100Ω	8Ω	25Ω	8Ω	8Ω	—	4-32Ω	25Ω	25Ω
20-20,000 Hz	20-20,000 Hz	20-20,000 Hz	20-20,000 Hz	20-20,000 Hz	20-18,000 Hz	20-20,000 Hz	20-20,000 Hz	20-20,000 Hz
250 mW	500 mW	300 mW	500 mW	500 mW	500 mW	65 mW	65 mW	100 mW
94 dB	106 dB	108 dB	105 dB	105 dB	—	108 dB	97 dB 1000 Hz	98 dB
380	800	302	780	625	360	260	245	430



Sansui Audio Europe S.A., Diacem Building, Vestingstraat 53/55 - 2000 Antwerp Belgium.
 Sansui Electronics Corporation 55-11 Queens Boulevard, Woodside, N.Y. 11377, U.S.A.
 Sansui Electric Co., Ltd. 14-1, 2-chome, Izumi, Suginami-ku, Tokyo 168, Japan.

