

# TECHFROST



E15



E10



E5



JOF1



JOF23

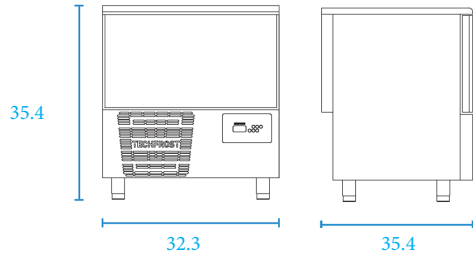


Ice Cream Equipment Superstore

equipment@turnkeyparlor.com

877-817-5716

## Model: E5



Capacity	5 Cubic Ft. - 5 Full Size Sheet Pans
Performance	Freezing Capacity to -40
Internal Dimensions	27.56"W x 14.76"H x 19.5"D
External Dimensions	32.3"W x 37.4"H x 31.5"D
Electrical Supply	208 - 230V/1Ph/60Hz/7Amps
Refrigerant	R452A
Net Weight	110Kg/242Lbs
Shipping Dims/WGT	40"W x 48"D x 46"H - 317Lbs

### VERSATILE

Blast Chiller and Shock Freezer

### SPACIOUS

Holds 5 Full Size Sheet Pans

### DURABLE

Easy to clean  
Stainless Steel

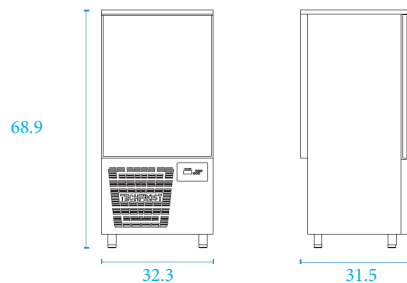
### APPLICATIONS

Gastronomy,  
Pastry, Gelato,  
Bread

### APPROVALS

ETL (UL/NSF)  
Certified

## Model: E10



Capacity	12 Cubic Ft. - 10 Full Size Sheet Pans
Performance	Freezing Capacity to -40
Internal Dimensions	27.56"W x 39.37"H x 19.5"D
External Dimensions	32.3"W x 68.9"H x 31.5"D
Electrical Supply	208 - 230V/1Ph/60Hz/8.5Amps
Refrigerant	R452A
Net Weight	190Kg/418Lbs
Shipping Dims/WGT	40"W x 48"D x 78"H - 495 Lbs

### VERSATILE

Blast Chiller and Shock Freezer

### SPACIOUS

Holds 10 Full Size Sheet Pans

### DURABLE

Easy to clean  
Stainless Steel

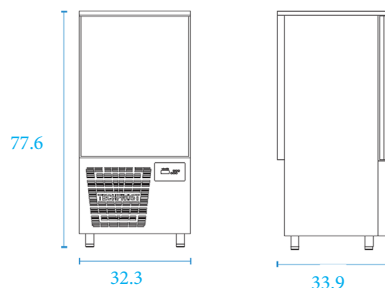
### APPLICATIONS

Gastronomy,  
Pastry, Gelato,  
Bread

### APPROVALS

ETL (UL/NSF)  
Certified

## Model: E15



Capacity	13.5 Cubic Ft. - 15 Full Size Sheet Pans
Performance	Freezing Capacity to -40
Internal Dimensions	27.56"W x 43"H x 19.5"D
External Dimensions	32.3"W x 77.6"H x 33.9"D
Electrical Supply	208 - 230V/1Ph/60Hz/13.6Amps
Refrigerant	R452A
Net Weight	225Kg/496Lbs
Shipping Dims/WGT	40"W x 48"D x 86"H - 545 Lbs

### VERSATILE

Blast Chiller and Shock Freezer

### SPACIOUS

Holds 15 Full Size Sheet Pans

### DURABLE

Easy to clean  
Stainless Steel

### APPLICATIONS

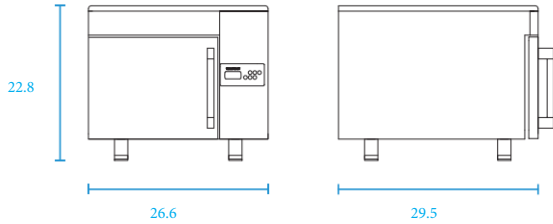
Gastronomy,  
Pastry, Gelato,  
Bread

### APPROVALS

ETL (UL/NSF)  
Certified



## Model: JOF 1



Capacity	3.6 Cubic Ft. - 4 - 1/2 Size Sheet Trays
Performance	Freezing Capacity to -40
Internal Dimensions	16.5"W x 12.8"H x 24"D
External Dimensions	26.4"W x 19.7"H x 29.5"D
Electrical Supply	208 - 230V/1Ph/60Hz/5Amps
Refrigerant	R404A
Net Weight	68Kg/105Lbs
Shipping Dims/WGT	40"W x 48"D x 31"H - 288 Lbs

### VERSATILE

Blast Chiller and Shock Freezer

### SPACIOUS

Holds 4 - 1/2 Size Sheet Pans

### DURABLE

Easy to clean Stainless Steel

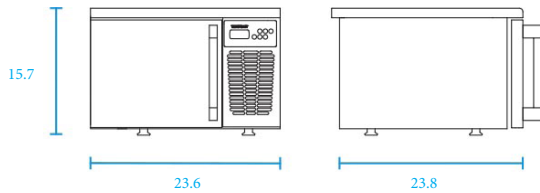
### APPLICATIONS

Gastronomy, Pastry, Gelato, Bread

### APPROVALS

ETL (UL/NSF) Certified

## Model: JOF 23



Capacity	1.5 Cubic Ft. - 3 - 1/4 Size Sheet Trays
Performance	Freezing Capacity to -40
Internal Dimensions	13.39"W x 10.63"H x 14.17"D
External Dimensions	23.62"W x 15.35"H x 23.62"D
Electrical Supply	115-120V/1Ph/60Hz/4 Amps
Refrigerant	R404A
Net Weight	48Kg/106Lbs
Shipping Dims/WGT	40"W x 48"D x 31"H - 180Lbs

### VERSATILE

Blast Chiller and Shock Freezer

### SPACIOUS

Holds 4 - 1/4 Size Sheet Pans

### DURABLE

Easy to clean Stainless Steel

### APPLICATIONS

Gastronomy, Pastry, Gelato, Bread

### APPROVALS

ETL (UL/NSF) Certified

## Electrical and Refrigerant

JOF23	JOF1	E5	E10	E15
115-120V/60Hz/4A/ 880 Watts, 257.8 Btu	208-230V/60Hz/5A 1100 Watts/322.3 Btu	208-230V/1Ph/60Hz/1kW 1570 Watts/451.2 Btu Running Amps: 7A Suggested Breaker: 20A	208-230V/1Ph/60Hz/2.4kW 1870 Watts/547.9 Btu Running Amps: 8.5A Suggested Breaker: 20A	208-230V/1Ph/60Hz/2.55kW 2992 Watts/876.6 Btu Running Amps: 13.6A Suggested Breaker: 20A
Low side pressure 200 PSI High side pressure 377 PSI	Low side pressure 200 PSI High side pressure 377 PSI	Low side pressure 200 PSI High side pressure 377 PSI	Low side pressure 200 PSI High side pressure 377 PSI	Low side pressure 200 PSI High side pressure 377 PSI

## Unique Features:

Stainless steel construction - Faster chilling times - Small footprint -Energy efficient  
Four cycles in standard mode - Moisture prevention system  
Smudge resistant touch pad





# TECHFROST

