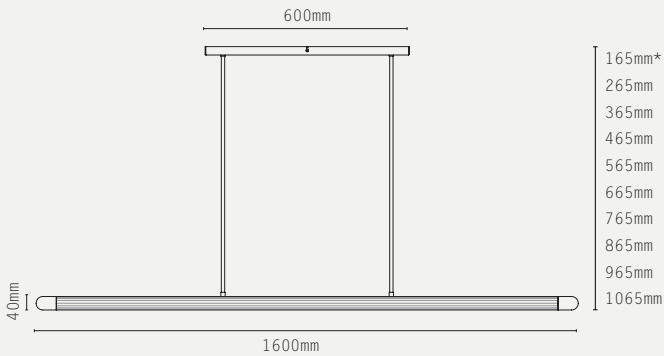


STRATA PENDANT



SIDE



TOP



*choose total drop - longer drop available at extra cost

LIGHT SOURCE:

LINEAR 24V LED MODULE / 2700K
35W / 3000 LUMENS

DIMMING:

PHASE (MAINS) DIMMING USING
SUPPLIED 24V DRIVER

VOLTAGE:

24V D.C (DRIVER LOCATED IN
CEILING CANOPY)

CERTIFICATIONS:

CE / UKCA

MATERIALS:

BRASS, GLASS

WEIGHT:

12 KG (APPROX)

OPTIONAL ACCESSORIES:

DALI DRIVER

0-10V DRIVER

SUSPENSION:





DROP ROD AT 100MM INCREMENTS

ADDITIONAL INFO:


DESIGNED BY WILL EARL 2023

MADE IN ENGLAND

METAL FINISHES:

-  ANTIQUE BRASS
-  BRONZE
-  SATIN BRASS
-  SATIN NICKEL

GLASS OPTIONS:

-  CLEAR REEDED GLASS

PRODUCT CODES:

STR.P160.AB.CRG - ANTIQUE BRASS / CLEAR REEDED GLASS

STR.P160.BZ.CRG - BRONZE / CLEAR REEDED GLASS

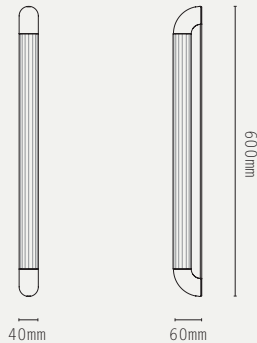
STR.P160.SB.CRG - SATIN BRASS / CLEAR REEDED GLASS

STR.P160.SN.CRG - SATIN NICKEL / CLEAR REEDED GLASS

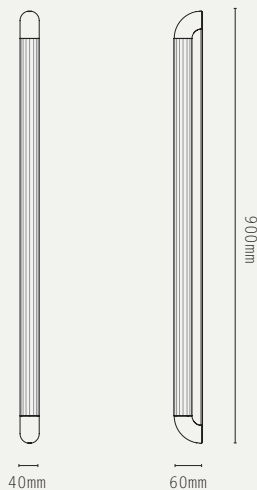
STRATA WALL LIGHT



STRATA 600:



STRATA 900:



LIGHT SOURCE:

LINEAR 24V LED MODULE / 2700K

STRATA 600: 4W / 300 LUMENS

STRATA 900: 6W / 500 LUMENS

DIMMING:

PHASE (MAINS) DIMMING USING

SUPPLIED 24V DRIVER

VOLTAGE:

24V D.C (USE REMOTE DRIVER UP

TO 10M FROM FITTING)

CERTIFICATIONS:

CE / UKCA

IP44 PENDING

MATERIALS:

BRASS, GLASS

WEIGHT:

STRATA 600: 2 KG (APPROX)

STRATA 900: 2.5 KG (APPROX)

OPTIONAL ACCESSORIES:





DALI DRIVER

ADDITIONAL INFO:


DESIGNED BY WILL EARL 2023

MADE IN ENGLAND

METAL FINISHES:

-  ANTIQUE BRASS
-  BRONZE
-  SATIN BRASS
-  SATIN NICKEL

GLASS OPTIONS:

-  CLEAR REEDED GLASS

PRODUCT CODES:

STRATA 600

STR.W60.AB.CRG - ANTIQUE BRASS / CLEAR REEDED GLASS

STR.W60.BZ.CRG - BRONZE / CLEAR REEDED GLASS

STR.W60.SB.CRG - SATIN BRASS / CLEAR REEDED GLASS

STR.W60.SN.CRG - SATIN NICKEL / CLEAR REEDED GLASS

STRATA 900

STR.W90.AB.CRG - ANTIQUE BRASS / CLEAR REEDED GLASS

STR.W90.BZ.CRG - BRONZE / CLEAR REEDED GLASS

STR.W90.SB.CRG - SATIN BRASS / CLEAR REEDED GLASS

STR.W90.SN.CRG - SATIN NICKEL / CLEAR REEDED GLASS