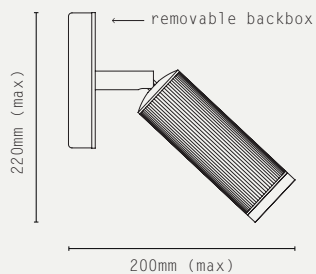
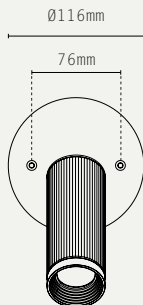


## SPOT UNSWITCHED WALL LIGHT



### LIGHT SOURCE:

GU10 LAMP BASE  
(12W MAX LED ONLY / 35MM MAX  
LAMP DIAMETER)

### LAMP SUPPLIED:

1 X GU10 MR11 LED / 2700K /  
3.6W / 290 LUMENS / 36° BEAM

### DIMMABLE:

PHASE (MAINS) DIMMING (USING  
SUPPLIED LAMP)

### VOLTAGE:

240V AC (CLASS I)

### CERTIFICATIONS:

CE / UKCA

### MATERIALS:

BRASS

### WEIGHT:





1.1 KG (APPROX)

### ADDITIONAL INFO:

DESIGNED BY WILL EARL 2019

MADE IN ENGLAND

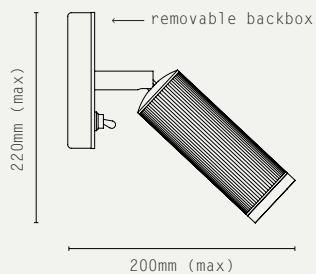
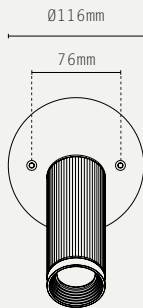
### METAL FINISHES:

-  ANTIQUE BRASS
-  BRONZE
-  SATIN BRASS
-  SATIN NICKEL

### PRODUCT CODES:

- SP.W1.NS.AB - ANTIQUE BRASS
- SP.W1.NS.BZ - BRONZE
- SP.W1.NS.SB - SATIN BRASS
- SP.W1.NS.SN - SATIN NICKEL

## SPOT SWITCHED WALL LIGHT



### LIGHT SOURCE:

GU10 LAMP BASE  
(12W MAX LED ONLY / 35MM MAX  
LAMP DIAMETER)

### LAMP SUPPLIED:

1 X GU10 MR11 LED / 2700K /  
3.6W / 290 LUMENS / 36° BEAM

### DIMMABLE:

ON/OFF TOGGLE SWITCH ON  
BACKPLATE

### VOLTAGE:

240V AC (CLASS I)

### CERTIFICATIONS:

CE / UKCA

### MATERIALS:

BRASS





### WEIGHT:

1.1 KG (APPROX)

### ADDITIONAL INFO:

DESIGNED BY WILL EARL 2019  
MADE IN ENGLAND

### METAL FINISHES:

-  ANTIQUE BRASS
-  BRONZE
-  SATIN BRASS
-  SATIN NICKEL

### PRODUCT CODES:

SP.W1.AB - ANTIQUE BRASS  
SP.W1.BZ - BRONZE  
SP.W1.SB - SATIN BRASS  
SP.W1.SN - SATIN NICKEL