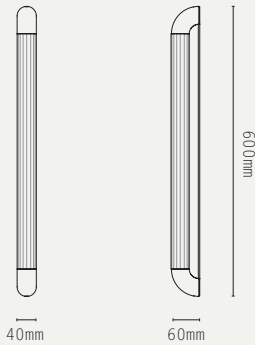


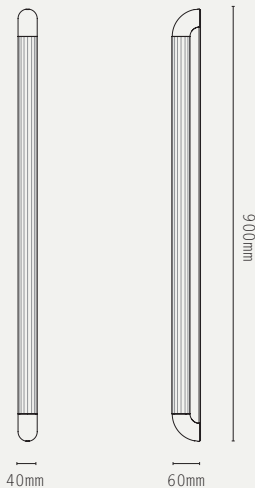
## STRATA WALL LIGHT



STRATA 600:



STRATA 900:



### LIGHT SOURCE:

LINEAR 24V LED MODULE / 2700K

STRATA 600: 4W / 300 LUMENS

STRATA 900: 6W / 500 LUMENS

### DIMMING:

PHASE (MAINS) DIMMING USING

SUPPLIED 24V DRIVER

### VOLTAGE:

24V D.C (USE REMOTE DRIVER UP

TO 10M FROM FITTING)

### CERTIFICATIONS:

CE / UKCA

IP44 PENDING

### MATERIALS:

BRASS, GLASS

### WEIGHT:

STRATA 600: 2 KG (APPROX)

STRATA 900: 2.5 KG (APPROX)

### OPTIONAL ACCESSORIES:





DALI DRIVER

### ADDITIONAL INFO:


DESIGNED BY WILL EARL 2023

MADE IN ENGLAND

### METAL FINISHES:

-  ANTIQUE BRASS
-  BRONZE
-  SATIN BRASS
-  SATIN NICKEL

### GLASS OPTIONS:

-  CLEAR REEDED GLASS

### PRODUCT CODES:

#### STRATA 600

STR.W60.AB.CRG - ANTIQUE BRASS / CLEAR REEDED GLASS

STR.W60.BZ.CRG - BRONZE / CLEAR REEDED GLASS

STR.W60.SB.CRG - SATIN BRASS / CLEAR REEDED GLASS

STR.W60.SN.CRG - SATIN NICKEL / CLEAR REEDED GLASS

#### STRATA 900

STR.W90.AB.CRG - ANTIQUE BRASS / CLEAR REEDED GLASS

STR.W90.BZ.CRG - BRONZE / CLEAR REEDED GLASS

STR.W90.SB.CRG - SATIN BRASS / CLEAR REEDED GLASS

STR.W90.SN.CRG - SATIN NICKEL / CLEAR REEDED GLASS