

Date: \_\_\_\_\_ Type: \_\_\_\_\_

Client: \_\_\_\_\_


Project: \_\_\_\_\_

# Micro Profile LED Fixture

Perfect for applications with limited space



- Micro Profile LED Fixture Series - 1/2" W x 3/8" H.
- Perfect for applications with limited space and provides a seamless light effect from end to end.
- Available in six standard lengths from 6" to 34" and offered in 3000K or 5000K color temperatures.
- These 24V, dimmable fixtures provide seamless illumination using 90 degree modular connectors and are link-able for continuous lighting effects.
- The plug and play design makes these fixtures easy to install on most surfaces and can be installed on metallic surfaces using the recessed built-in magnets at the bottom of each fixture.
- <100 Lumens per watt
- ETL Listed



Input Voltage	24V DC
Color Rendering Index	≥90 (CRI)
Operating Temperature	-22°F - 113°F
Environment Rating	Dry, Damp location
Power Connection	2.1mm x 5.5mm DC Plug
Maximum Run	20 Feet
Housing	Extruded aluminum housing
Lens cover	Polycarbonate (PC) white optical type
LED Diodes	50,000 hrs maintenance free

Snap-in Linkcord Connection



Fixture to Fixture Connection



Seamless Light Output



Display Supply & Lighting, Inc.

Display Supply & Lighting, Inc.  
 1247 Norwood Avenue  
 Itasca, IL 60143 USA  
 TF 800.468.1488  
 P 630.285.9660  
 F 630.285.9670  
 www.dslgroup.com

# Micro Profile LED Fixture

Perfect for applications with limited space









Date: \_\_\_\_\_ Type: \_\_\_\_\_

Client: \_\_\_\_\_

Project: \_\_\_\_\_

Part Number	CCT	LM	CRI	Input (V)	Current (A)	Power (W)	Length	Width	Height
FLALT06WW	3000K	200	>90	24V DC	.09	2.20	6-1/8 in. 156mm	1/2 in. 12.6 mm	3/8 in. 10 mm
FLALT06CW	5000K	225					11-5/8 in. 296 mm		
FLALT12WW	3000K	400							
FLALT12CW	5000K	455			17-1/4 in. 457 mm				
FLALT18WW	3000K	600							
FLALT18CW	5000K	680			22-7/8 in. 581 mm				
FLALT23WW	3000K	800							
FLALT23CW	5000K	920			28-1/2 in. 724 mm				
FLALT29WW	3000K	1000							
FLALT29CW	5000K	1100			34-1/8 in. 867 mm				
FLALT34WW	3000K	1200							
FLALT34CW	5000K	1380							

## Accessories (sold separately)

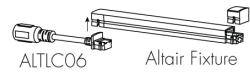
LLVMODPOWER24V-GVE	UL Listed, 24V plug-in Power Supply	
FLALTLCO6	Fixture to fixture Linkcord 6"	
FLALTLC18	Fixture to fixture Linkcord 18"	
FLALTLC36	Fixture to fixture Linkcord 36"	
FLALTML90CW	Modular Connector 90° Left	
FLALTML90WW	Modular Connector 90° Left	
FLALTMR90CW	Modular Connector 90° Right	
FLALTMR90WW	Modular Connector 90° Right	
FLALMTLT90CW	Modular Connector 90° Left T	
FLALMTLT90WW	Modular Connector 90° Left T	
FLALMTRT90CW	Modular Connector 90° Right T	
FLALMTRT90WW	Modular Connector 90° Right T	
FLALMTCT90CW	Modular Connector 90° 3 Way T	
FLALMTCT90WW	Modular Connector 90° 3 Way T	
FLALMC4W90CW	Modular Connector 90° 4 Way T	
FLALMC4W90WW	Modular Connector 90° 4 Way T	

## Installation Sample

- Secure mounting clips in a straight line with provided screws.



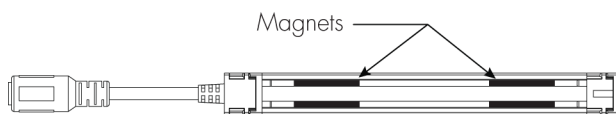
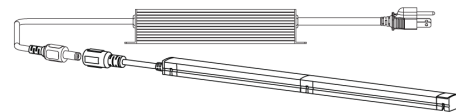
- Snap power feeder to the first fixture. Remove endcap for connecting multiple fixtures. Do not remove endcap for single fixture installation.



- Snap first fixture onto the mounting clips then repeat for multiple fixtures installation. Ensure all fixtures are securely fastened to the mounting clips.



- Plug 24V DC connector to the first fixture and then plug power supply to wall outlet. 24V DC power supply are sold separately.



Display Supply & Lighting, Inc.

Display Supply & Lighting, Inc.  
1247 Norwood Avenue  
Itasca, IL 60143 USA  
TF 800.468.1488  
P 630.285.9660  
F 630.285.9670  
www.dslgroup.com