


GAME INGREDIENTS



ACTION CARD



SPECIAL ACTION CARD



CHALLENGE CARD
Create your own challenge and share it with #CAKE-N-BAKECHALLENGE




32x Birthday Candle Cards



1 x Game Bell



1 x Chef's Hat



12x Double-Sided Icing Pieces



1x Birthday Cake Cut Into 6 pieces with 6 different layers of textured foam pieces

1x Deck of 50 Game Cards
(24 Action Cards; 24 Special Action Cards;
2 Create Your Own Challenge Cards)

OBJECT OF THE GAME:

Win a Candle Card by being the first player to stack a cake that matches the game card. First person to earn 6 Candle Cards wins the game and gets to wear the Chef's Hat.

HOW TO PLAY 3 WAYS:

Everyone gets dealt their own card face down. When everyone is ready, flip your cards and start stacking. If you get a special action card, play according to those directions. When you're done, yell, "cake done" and hit the bell. The winner of that round gets a Candle Card. If you stack your cake incorrectly, you'll lose a Candle Card!



1. BEGINNER BAKER (for 2-6 Players): Bakers start with a slice of cake (including all six colors) and two different pieces of double-side icing and that is theirs to play each round of the game.



2. MIXIN' MADNESS (for 2-6 Players): All pieces of the game (cake layers and icing) are in the middle of the table.



3. BAKERY BAKE-OFF (Sensory Play for 2-3 Teams): All the pieces of the game (cake layers and icing) are in the middle of the table. Pick a Lead Baker and an Assistant Baker. The Lead Baker will guide the Assistant Baker (who has their eyes closed) to feel for the right textured pieces to stack their cake. The winning team of the round gets a Candle Card.

Note: You can also play where the winner of each round gets to wear the Chef's Hat, vs. just the winner of the game.

Game Cards:

1) Action Cards - classic baking.

2) Special Action Cards - mix in these Special Action Cards for extra, fast-paced fun:



"Pass to The Right Card," all players pass their own card to the next player on the right.



"Mystery Cake Card," stack your cake based on the card and fill in any pieces of your choice where it's shaded in.



"One-Hand Card," stack your cake with one hand only.



"Upside-Down Card," stack your cake upside-down, starting from the bottom layer of icing, all the way up to the top layer of cake.



"Burnt Cake Card," you lose a turn and need to wait for the next round to play.



"10-Second Memory Card" if one player gets a 10-second memory card, all players have to play their own card in memory mode too, using their current card dealt to them (for skilled bakers only). Everyone must look at their card for 10 seconds and then flip it over so the card is face down. Start then to stack your cake. The winner of this round gets 2 Candle Cards!





"Create Your Own Cake-N-Bake Challenge Cards" can be filled in with your own rules.

Share funny pictures on social media with the hashtag **#CAKENBAKECHALLENGE**



CAKENBAKECHALLENGE.COM
#CAKENBAKECHALLENGE



SEE IT IN ACTION

US HB 9131995 IM 01



Hey Buddy Hey Pal Investments, LLC
5402 Winners Circle
Amarillo, TX 79110
www.heybuddyheypal.com
info@heybuddyheypal.com

© 2022 Cake-N-Bake™ Challenge is a trademark of Hey Buddy Hey Pal Investments, LLC. Conforms to ASTM F 963, EN 71. Product style and colors may vary from package. Please retain package for future reference.

Adult Supervision Required.

Warning! Not suitable for children under 3 years. Strangulation Hazard.

Before beginning, clear the play area of any tripping hazards and cover any sharp edges on tables and desks, or move them out of the play area.



WARNING

CHOKING HAZARD-Small parts.
Not for children under 3 yrs.