

5. ADDED AS SECONDARY.

4. ADJUST P1 FOR 200mA AT IDLE CURRENT TEST LOOP.

3. A1 IS A 4558 TYPE OP AMP.

2. ALL CAPACITORS IN MICROFARADS (EXCEPT AS NOTED).

1. ALL DIODES ARE 1N4003 (EXCEPT AS NOTED).

NOTES: UNLESS OTHERWISE SPECIFIED.

LAST USED LIST			
SYM			
A	1		
C	14		
D	12		
H	1		
P	1		
Q	10		
R	26		
Z	4		

12340 World Trade Drive
San Diego, CA 92128
(619) 487-1600
FAX 487-6629

CARVIN

FET100 POWER MODULE

(USED IN PB-150, SX100, and SX200)

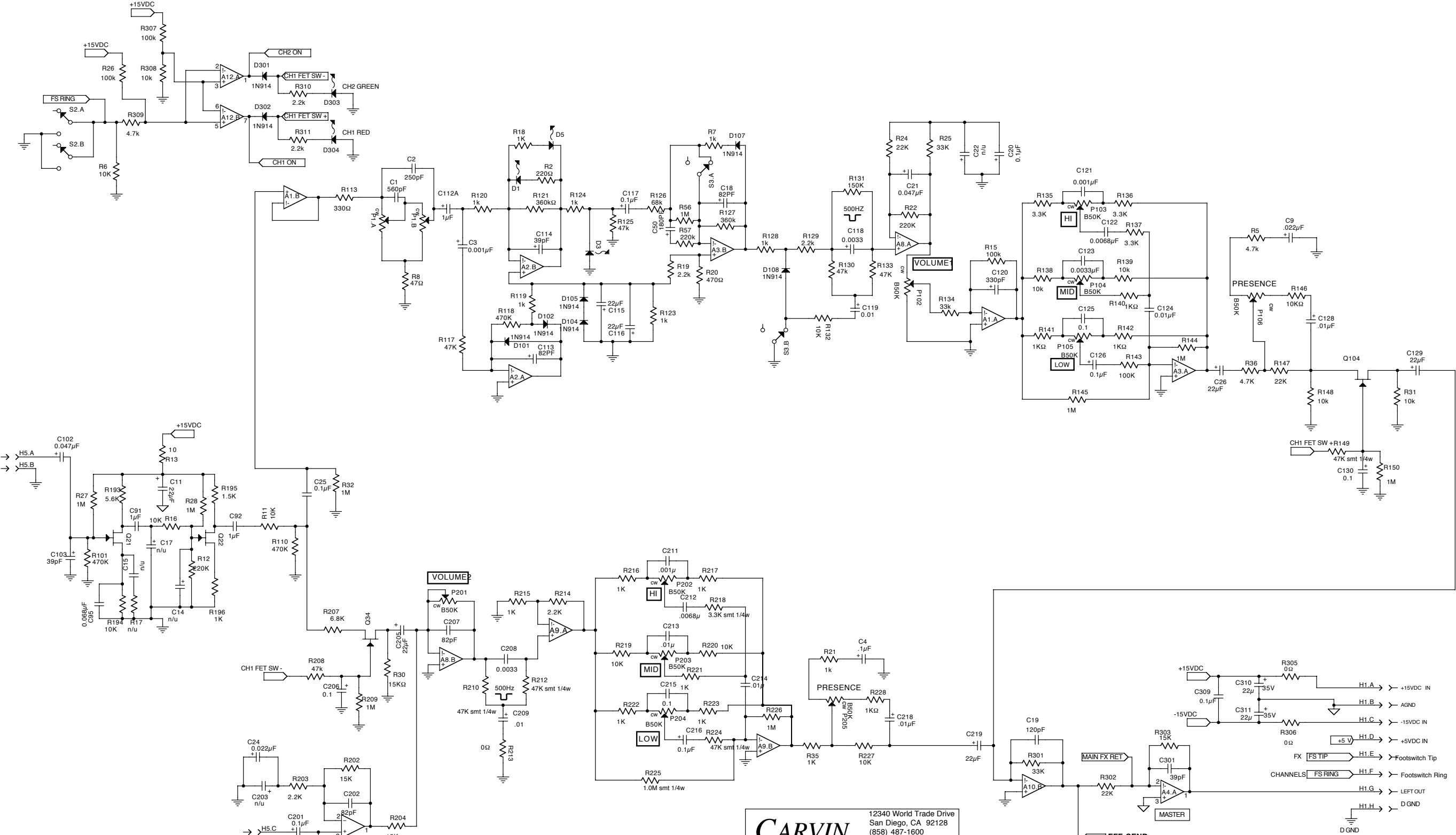
DRAWN BY: **C. McEuen** DATE: **10JAN91**

APPROVED: DATE:

PCB NO: **30-65208** REV: **A**

ASSY. NO: **80-01018** REV: **J**

REVISED BY: **C. McEuen** DATE: **25OCT93**



CARVIN 12340 World Trade Drive
 San Diego, CA 92128
 (858) 487-1600
 FAX 487-6629

SX200
 SYSTEM MASTER

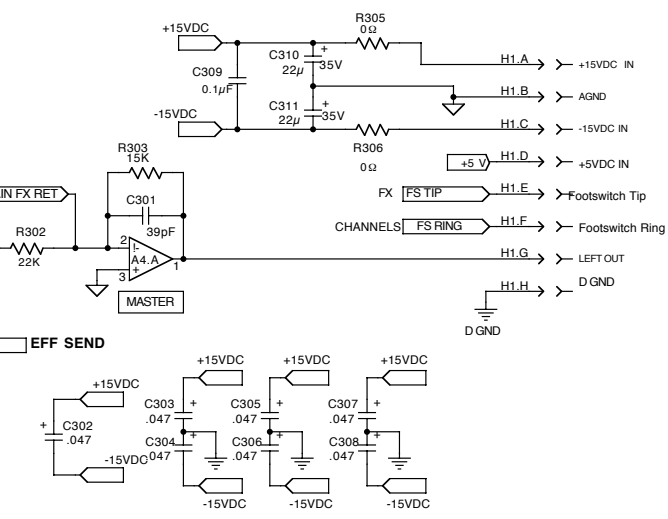
DRAWN BY: A.J. Ashley DATE: 10DEC01

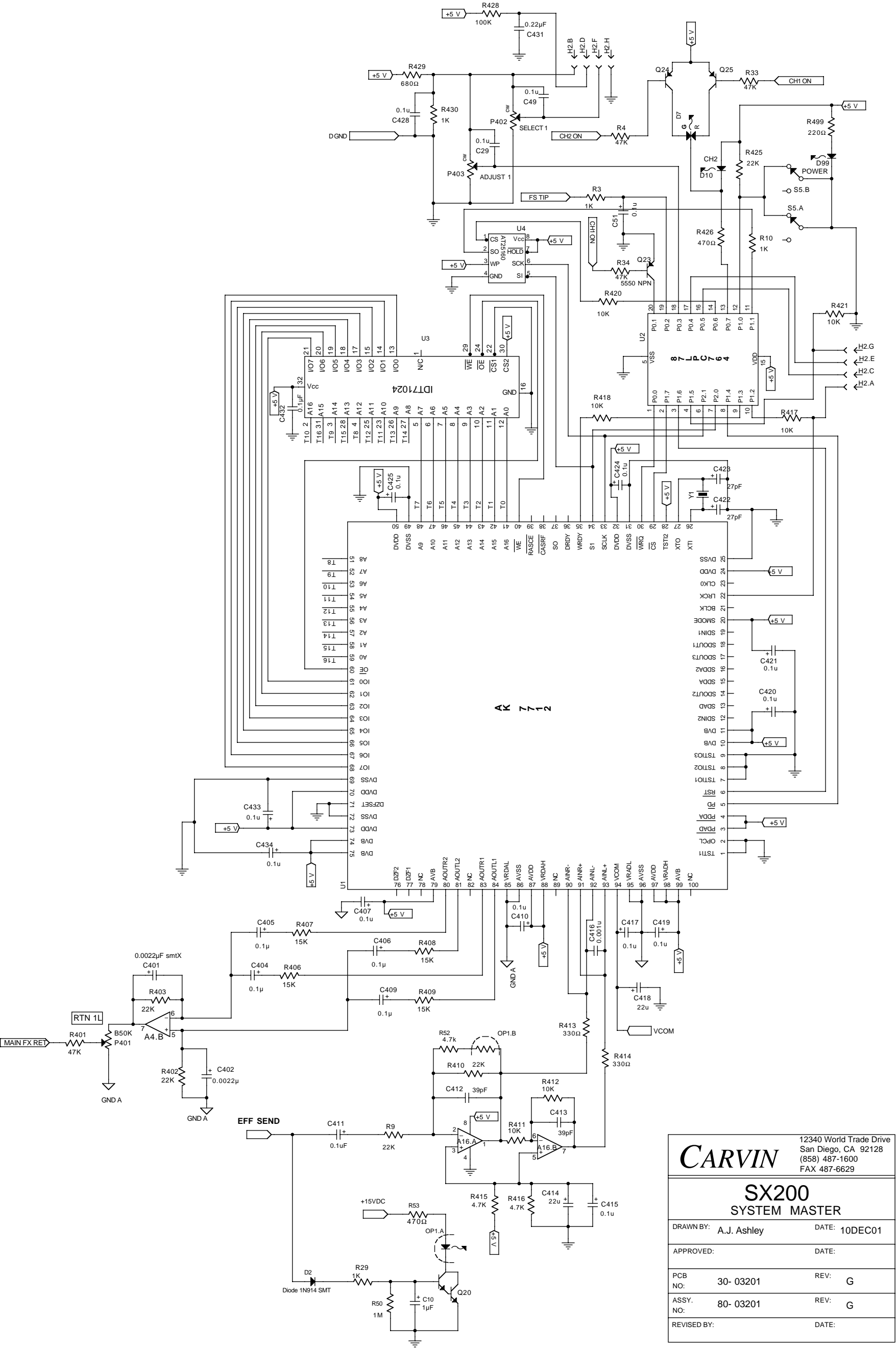
APPROVED: DATE:

PCB NO: 30-03201 REV: G

ASSY. NO: 80-03201 REV: G

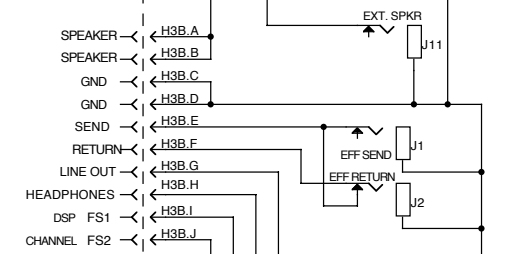
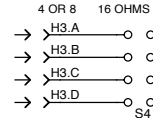
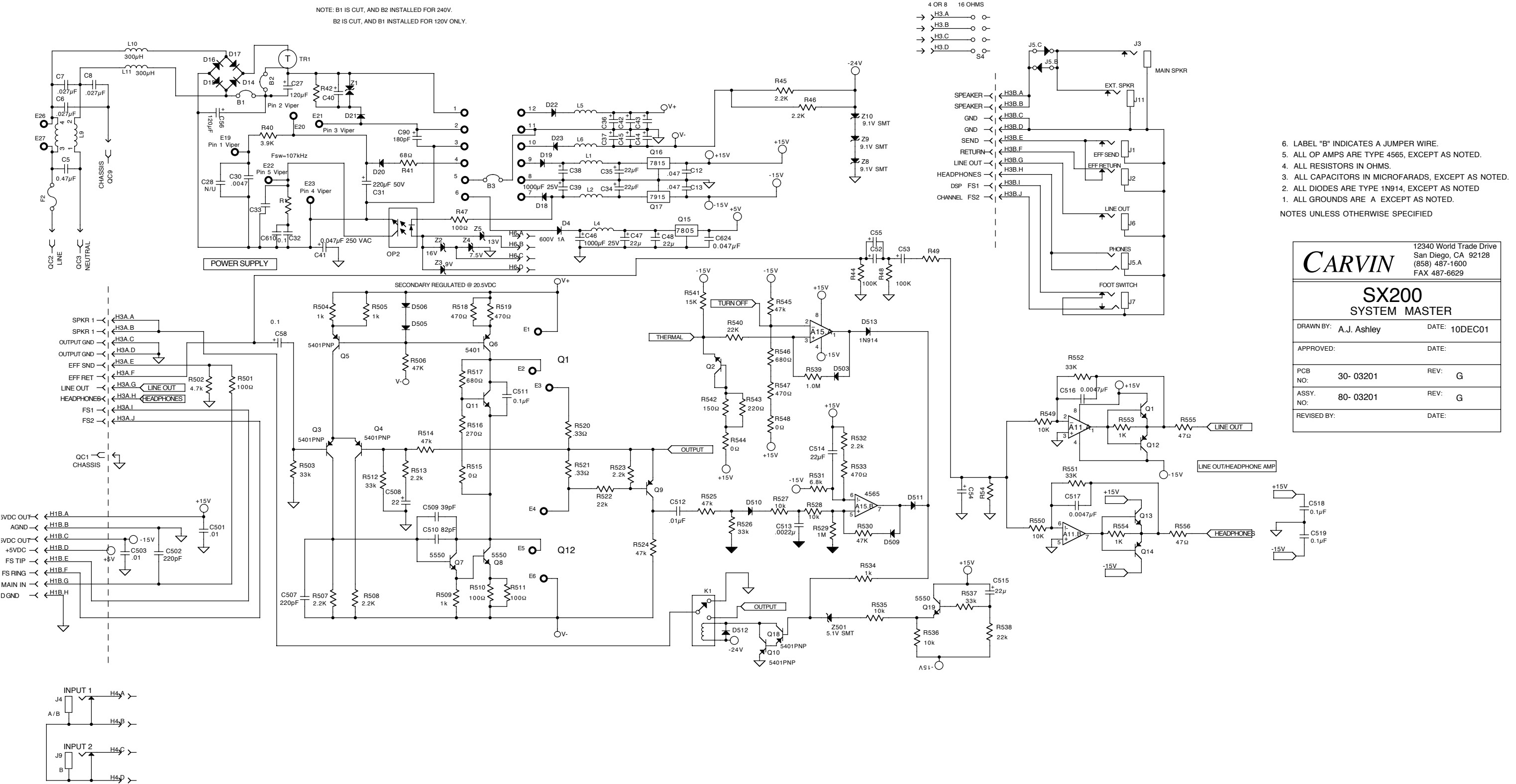
REVISED BY: DATE:





CARVIN		12340 World Trade Drive San Diego, CA 92128 (858) 487-1600 FAX 487-6629	
SX200 SYSTEM MASTER			
DRAWN BY: A.J. Ashley		DATE: 10DEC01	
APPROVED:		DATE:	
PCB NO: 30-03201		REV: G	
ASSY. NO: 80-03201		REV: G	
REVISED BY:		DATE:	

NOTE: B1 IS CUT, AND B2 INSTALLED FOR 240V.
B2 IS CUT, AND B1 INSTALLED FOR 120V ONLY.

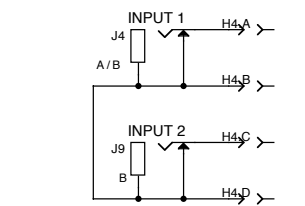
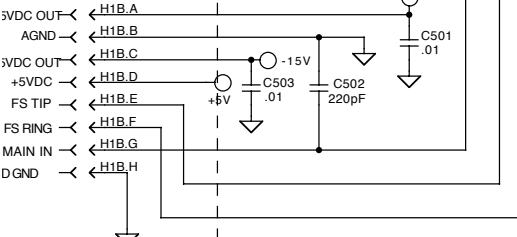


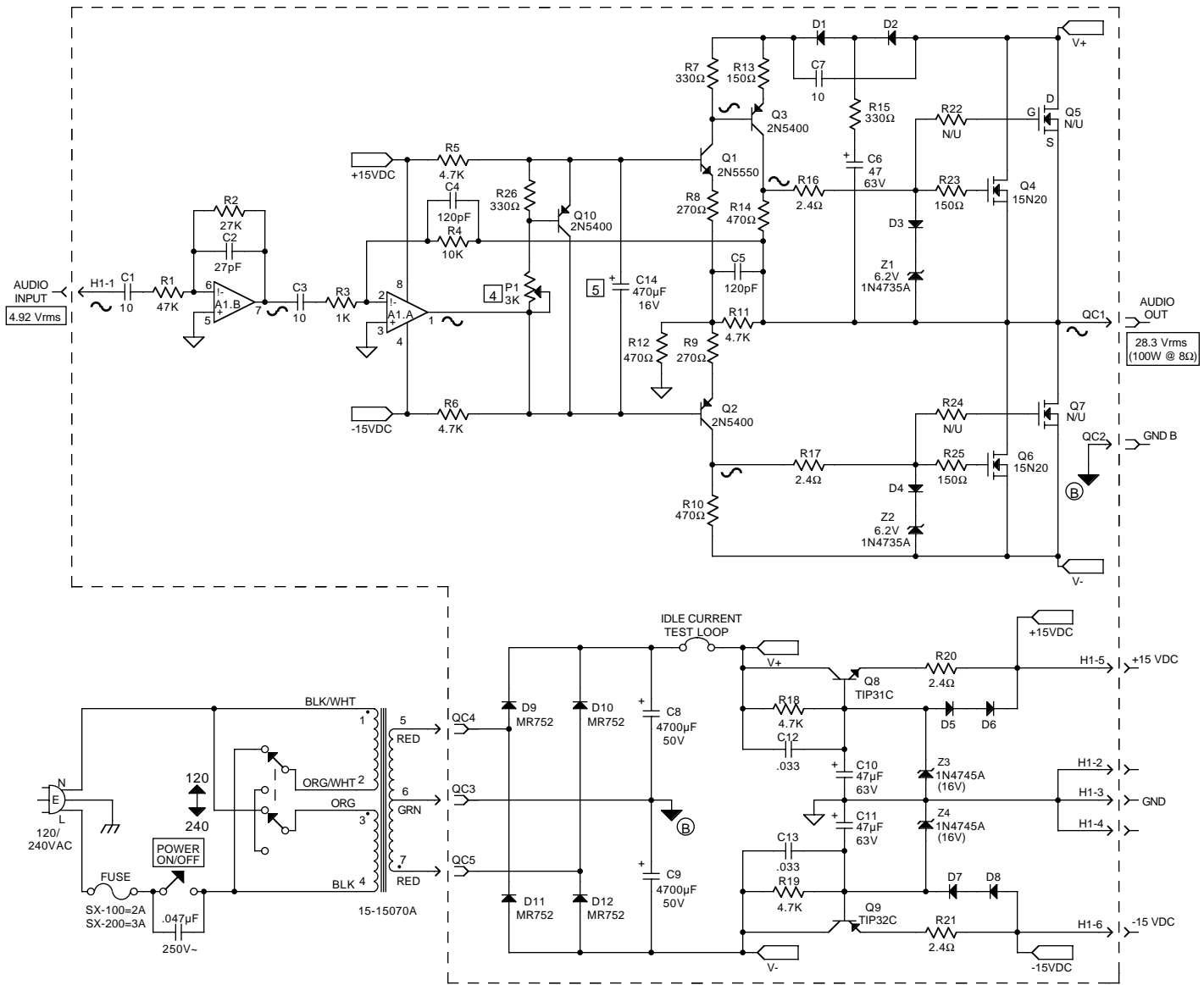
6. LABEL "B" INDICATES A JUMPER WIRE.
 5. ALL OP AMPS ARE TYPE 4565, EXCEPT AS NOTED.
 4. ALL RESISTORS IN OHMS.
 3. ALL CAPACITORS IN MICROFARADS, EXCEPT AS NOTED.
 2. ALL DIODES ARE TYPE 1N914, EXCEPT AS NOTED
 1. ALL GROUNDS ARE A EXCEPT AS NOTED.
- NOTES UNLESS OTHERWISE SPECIFIED

CARVIN 12340 World Trade Drive
San Diego, CA 92128
(858) 487-1600
FAX 487-6629

**SX200
SYSTEM MASTER**

DRAWN BY: A.J. Ashley	DATE: 10DEC01
APPROVED:	DATE:
PCB NO: 30-03201	REV: G
ASSY. NO: 80-03201	REV: G
REVISED BY:	DATE:





- [5] ADDED AS SECONDARY.
 - [4] ADJUST P1 FOR 200mA AT IDLE CURRENT TEST LOOP.
 - 3. A1 IS A 4558 TYPE OP AMP.
 - 2. ALL CAPACITORS IN MICROFARADS (EXCEPT AS NOTED).
 - 1. ALL DIODES ARE 1N4003 (EXCEPT AS NOTED).
- NOTES: UNLESS OTHERWISE SPECIFIED.**

LAST USED LIST			
SYM			
A	1		
C	14		
D	12		
H	1		
P	1		
Q	10		
R	26		
Z	4		

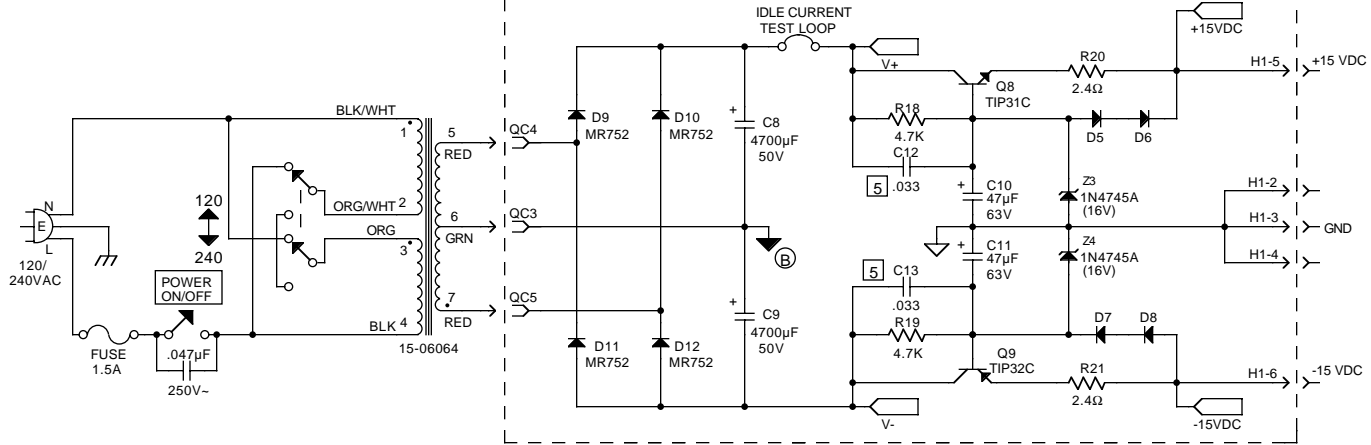
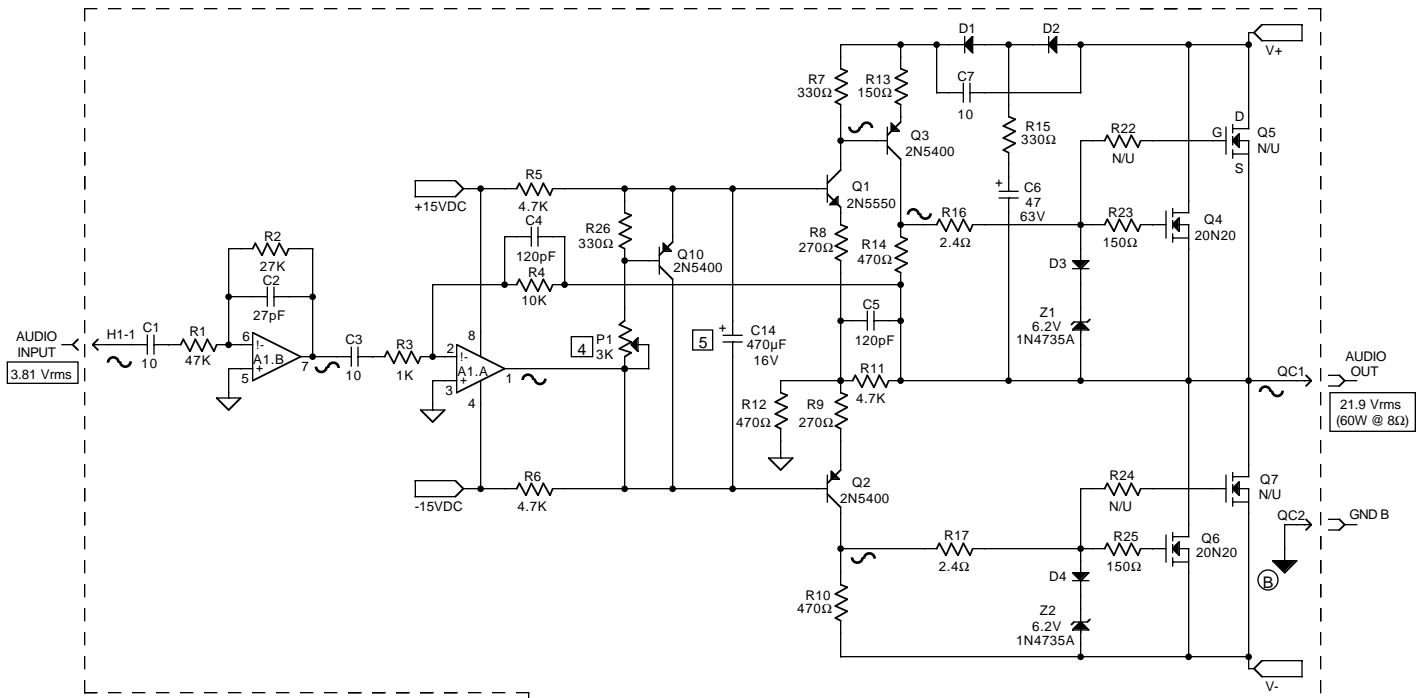
12340 World Trade Drive
San Diego, CA 92128
(858) 487-1600
FAX 521-6032

CARVIN

FET100 POWER MODULE

(USED IN SX-100, SX-200)

DRAWN BY: C. McEUEEN	DATE: 10JAN91
APPROVED:	DATE:
PCB NO: 30-FET100-8	REV: A
ASSY. NO: 80-01018	REV: C
REVISED BY: C. McEUEEN	DATE: 14JAN91



- 5. ADDED AS SECONDARY.
 - 4. ADJUST P1 FOR 200mA AT IDLE CURRENT TEST LOOP.
 - 3. A1 IS A 4558 TYPE OP AMP.
 - 2. ALL CAPACITORS IN MICROFARADS (EXCEPT AS NOTED).
 - 1. ALL DIODES ARE 1N4003 (EXCEPT AS NOTED).
- NOTES: UNLESS OTHERWISE SPECIFIED.**

LAST USED LIST			
SYM			
A	1		
C	14		
D	12		
H	1		
P	1		
Q	10		
R	26		
Z	4		

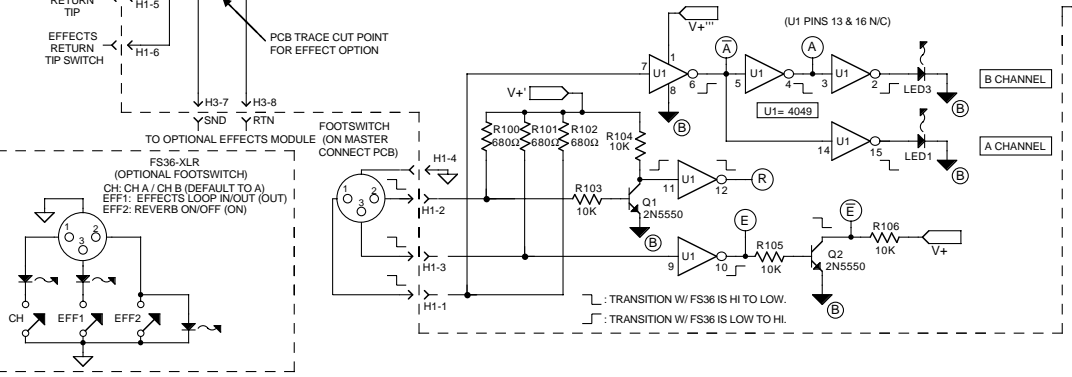
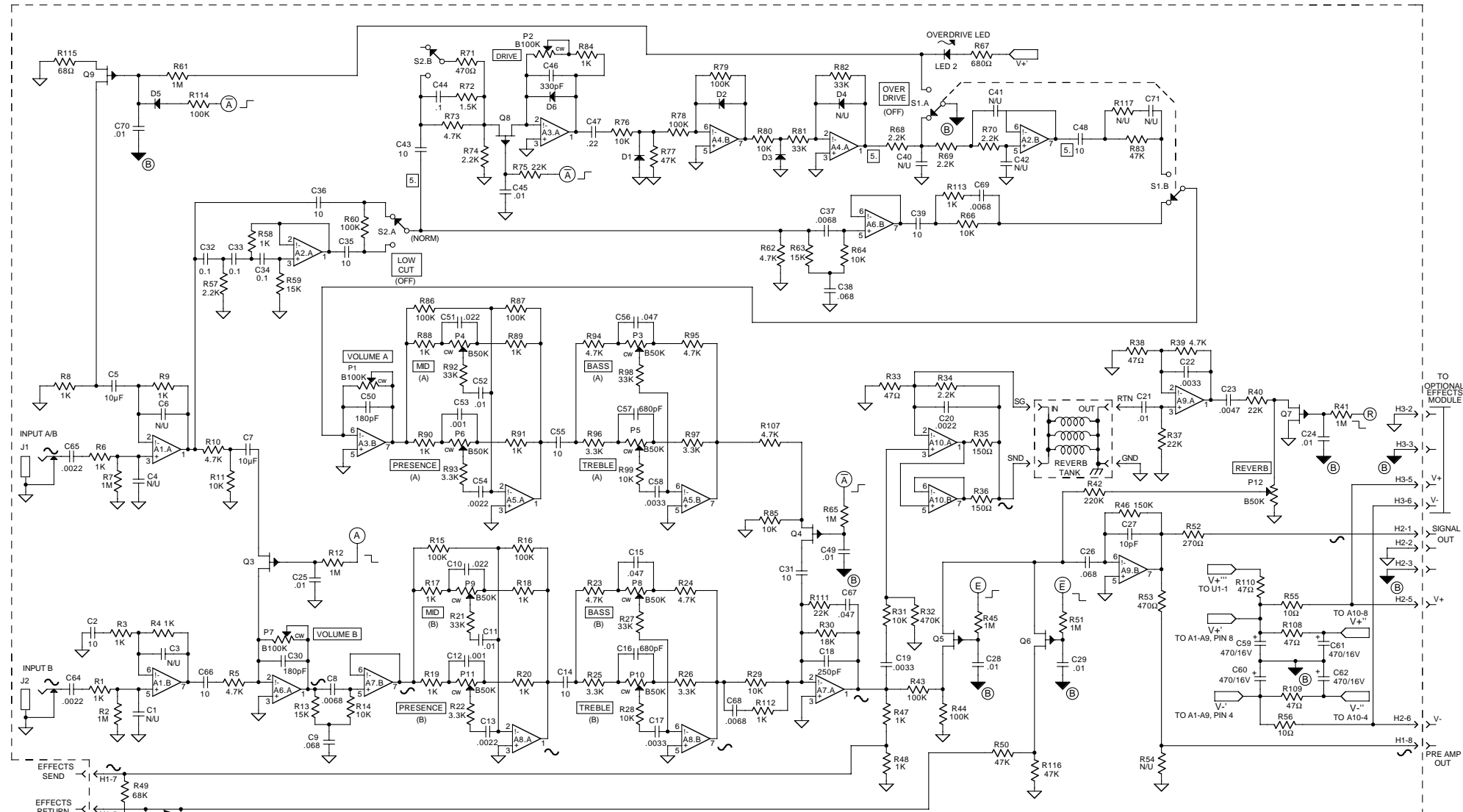
12340 World Trade Drive
San Diego, CA 92128
(858) 487-1600
FAX 521-6032

CARVIN

FET100 POWER MODULE

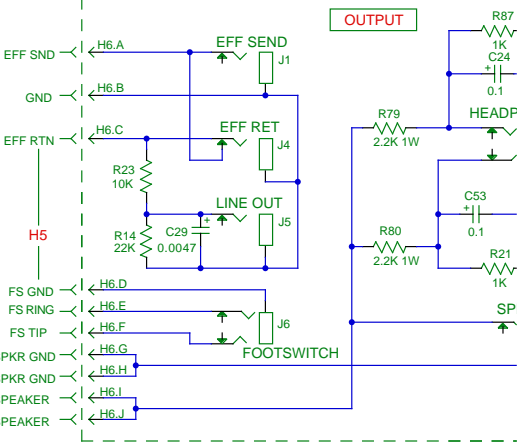
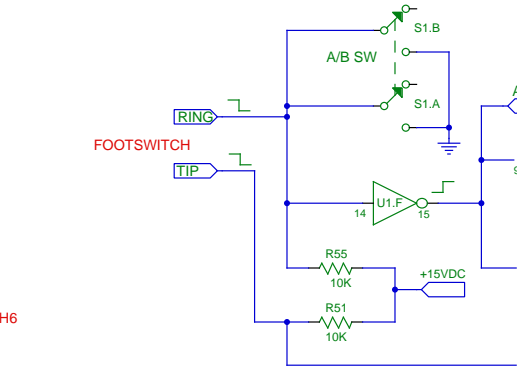
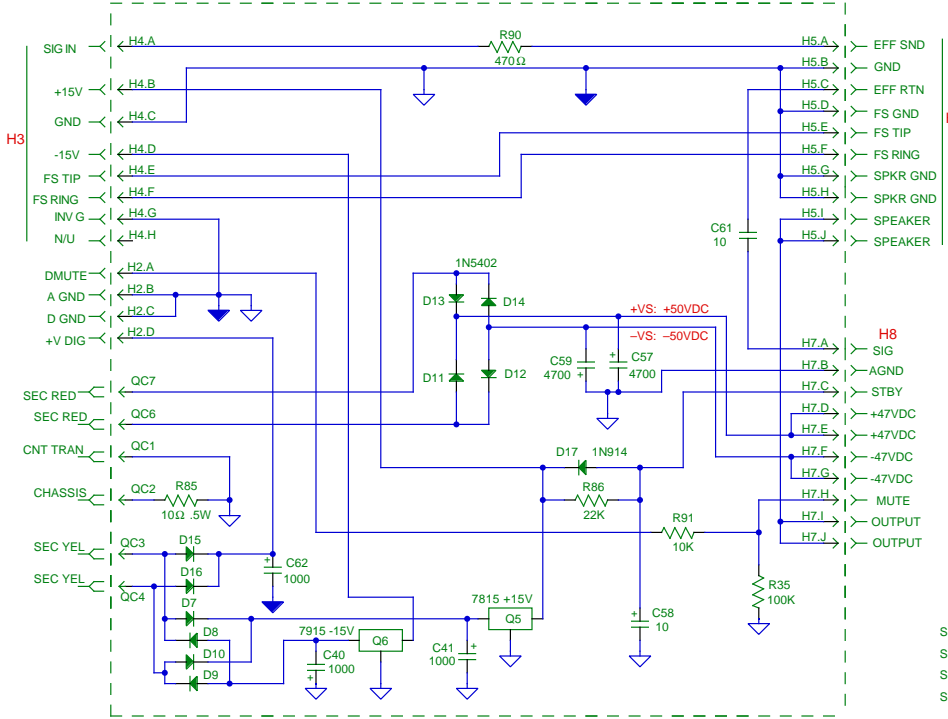
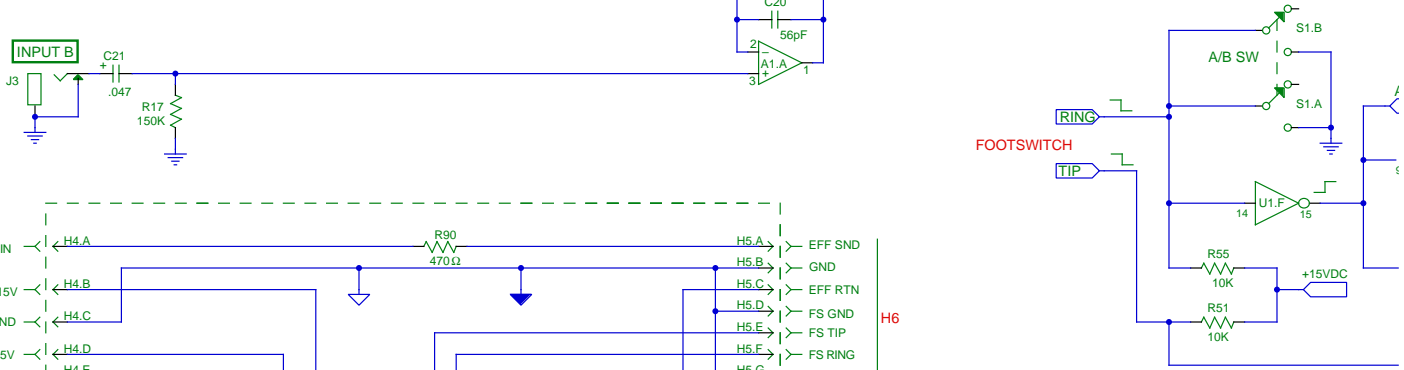
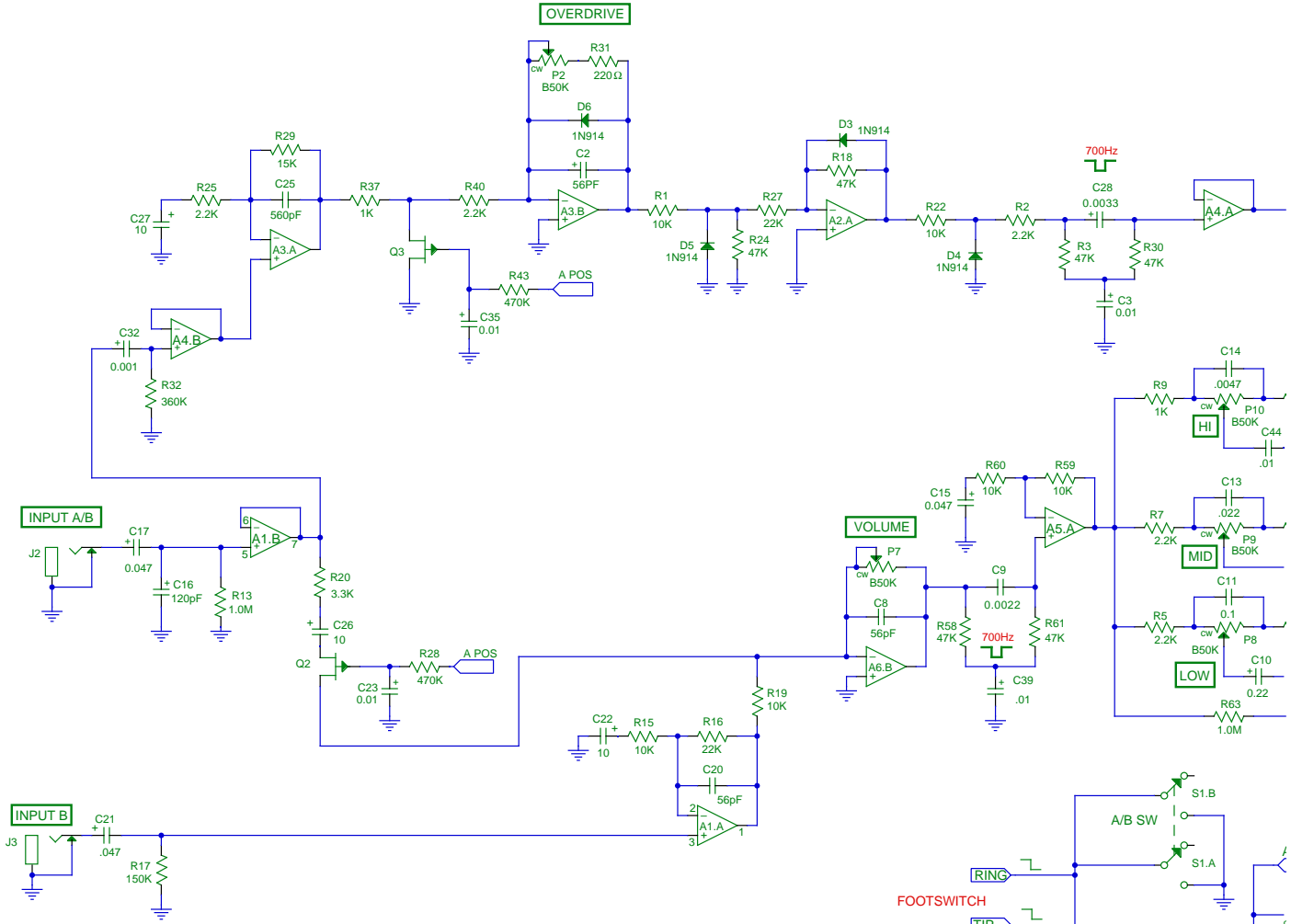
(USED IN PB-150, SX100, and SX200)

DRAWN BY: C. McEUN	DATE: 10JAN91
APPROVED:	DATE:
PCB NO: 30-65208	REV: A
ASSY. NO: 80-01018	REV: J
REVISED BY: C. McEUN	DATE: 25OCT93



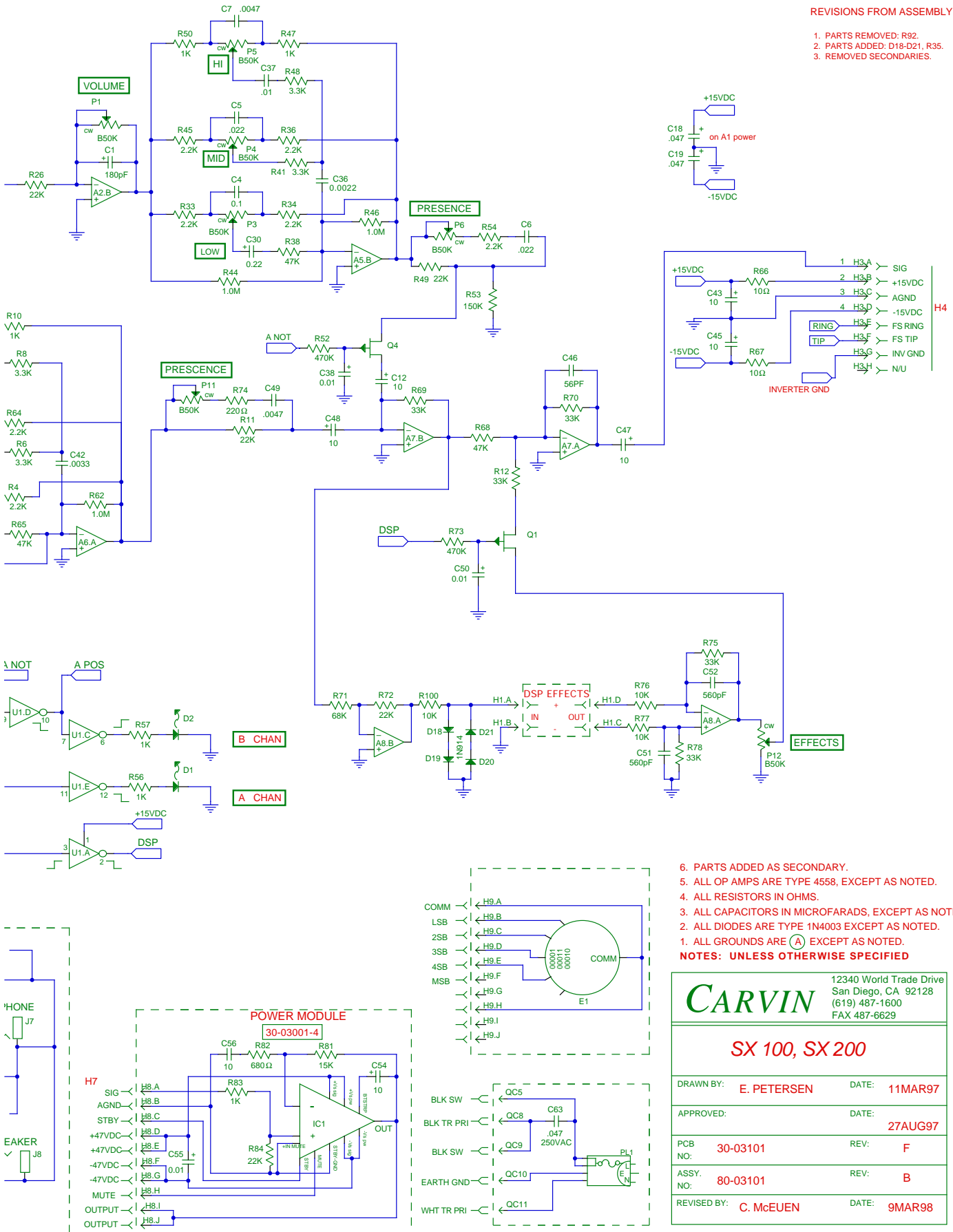
CARVIN	
SX GUITAR PRE-AMP	
USED IN: SX-15, SX-100, SX-200	
DRAWN BY: C. McEUEEN	DATE: 9JAN91
APPROVED:	DATE:
PCB NO: 30-03001	REV: B
ASSY. NO: 80-03001	REV: M
REVISED BY: R. BAKER	DATE: 21APR94

[S] ADDED AS SECONDARY.
4. LAST PCN REFLECTED: 316
3. ALL DIODES ARE 1N4003 EXCEPT AS NOTED.
2. Q3-Q9 ARE J175 (P CH) J FETS.
1. ALL GROUND ARE (A) EXCEPT AS NOTED.
NOTES: UNLESS OTHERWISE SPECIFIED



REVISIONS FROM ASSEMBLY (A).

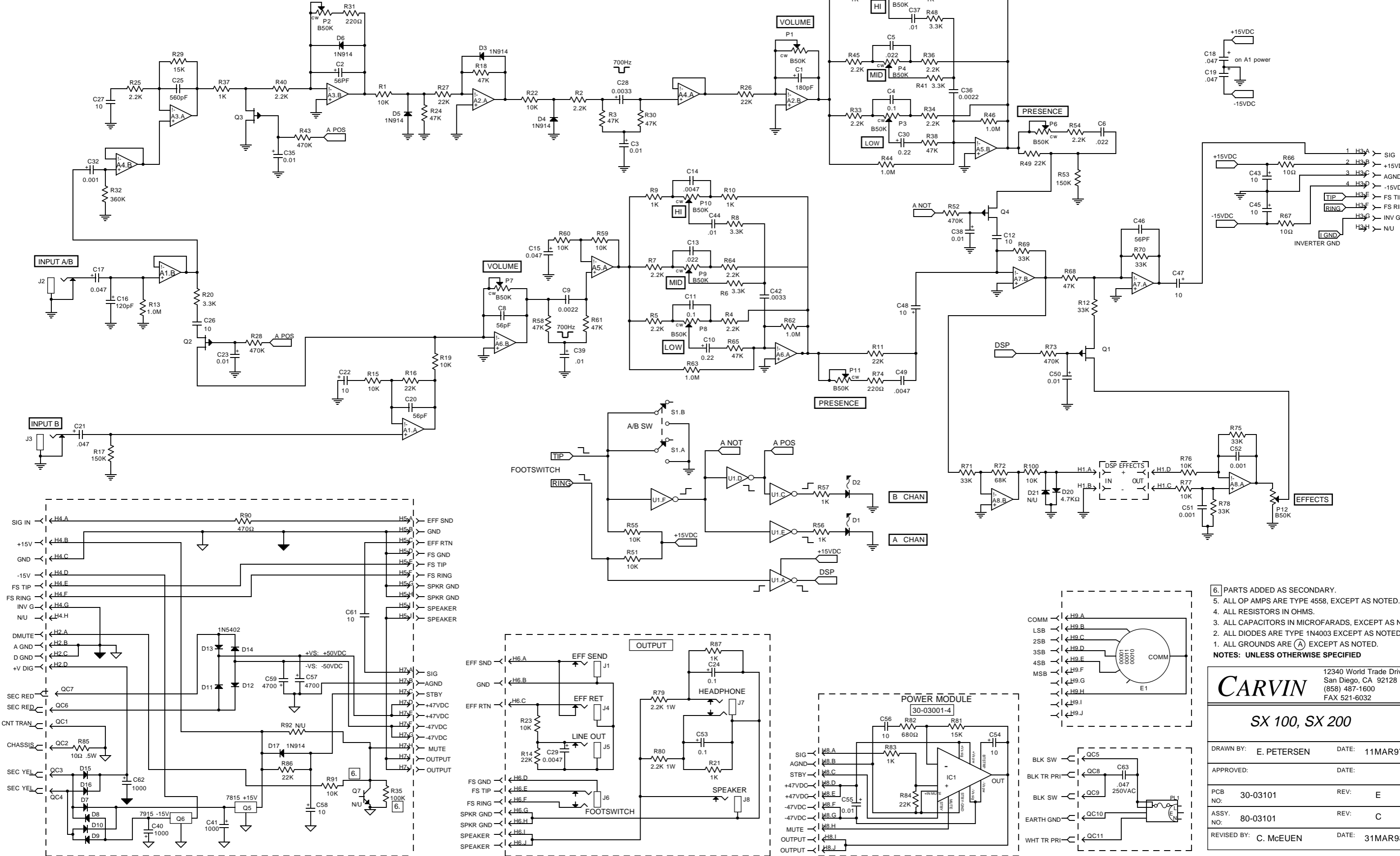
1. PARTS REMOVED: R92.
2. PARTS ADDED: D18-D21, R35.
3. REMOVED SECONDARIES.



6. PARTS ADDED AS SECONDARY.
 5. ALL OP AMPS ARE TYPE 4558, EXCEPT AS NOTED.
 4. ALL RESISTORS IN OHMS.
 3. ALL CAPACITORS IN MICROFARADS, EXCEPT AS NOTED
 2. ALL DIODES ARE TYPE 1N4003 EXCEPT AS NOTED.
 1. ALL GROUNDS ARE (A) EXCEPT AS NOTED.
- NOTES: UNLESS OTHERWISE SPECIFIED**

12340 World Trade Drive
 San Diego, CA 92128
 (619) 487-1600
 FAX 487-6629

CARVIN	
SX 100, SX 200	
DRAWN BY: E. PETERSEN	DATE: 11MAR97
APPROVED:	DATE: 27AUG97
PCB NO: 30-03101	REV: F
ASSY. NO: 80-03101	REV: B
REVISED BY: C. McEUEEN	DATE: 9MAR98



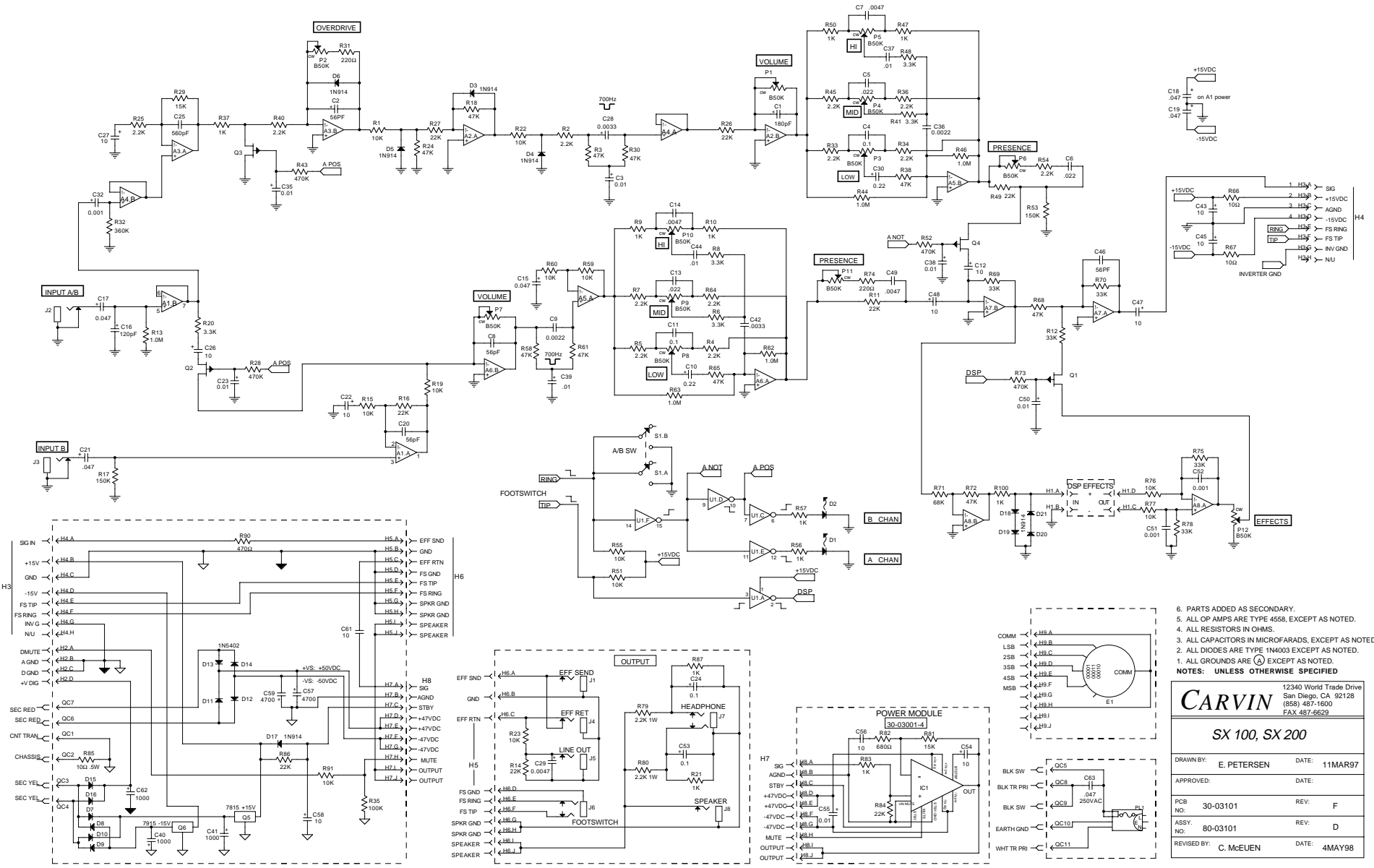
6. PARTS ADDED AS SECONDARY.
- ALL OP AMPS ARE TYPE 4558, EXCEPT AS NOTED.
 - ALL RESISTORS IN OHMS.
 - ALL CAPACITORS IN MICROFARADS, EXCEPT AS NOTED.
 - ALL DIODES ARE TYPE 1N4003 EXCEPT AS NOTED.
 - ALL GROUNDS ARE (A) EXCEPT AS NOTED.
- NOTES: UNLESS OTHERWISE SPECIFIED

12340 World Trade Drive
San Diego, CA 92128
(858) 487-1600
FAX 521-6032

CARVIN

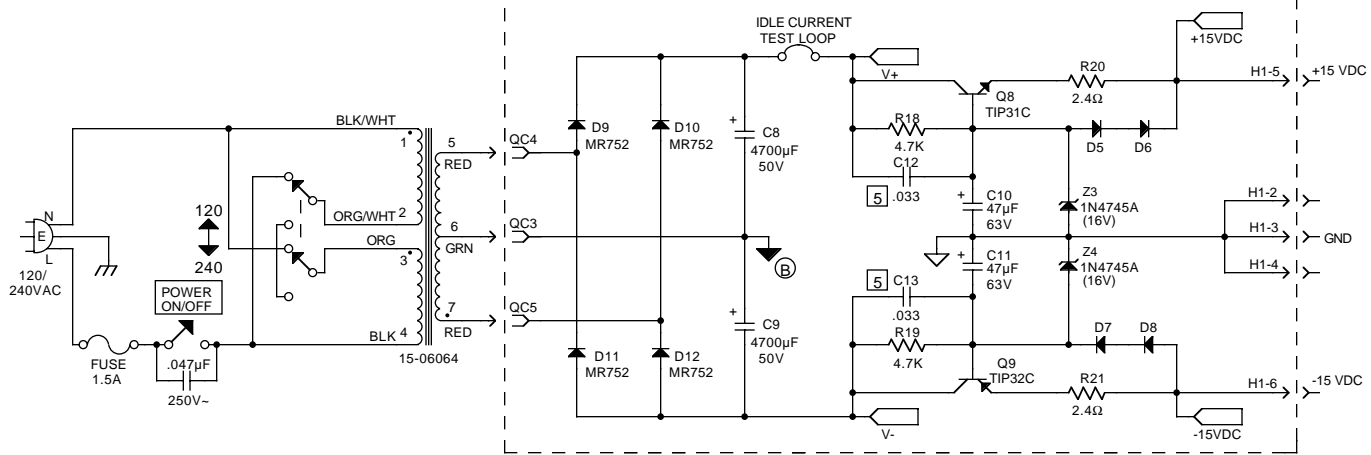
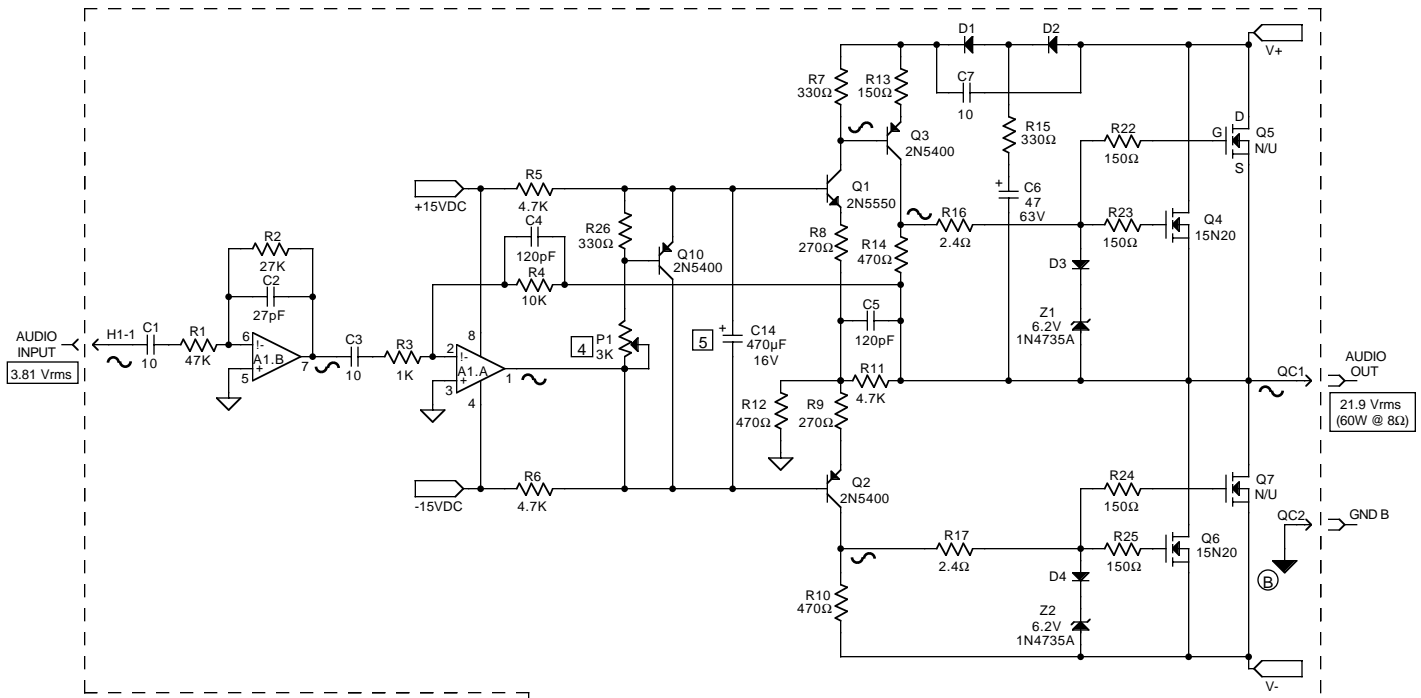
SX 100, SX 200

DRAWN BY:	E. PETERSEN	DATE:	11MAR97
APPROVED:		DATE:	
PCB NO:	30-03101	REV:	E
ASSY. NO:	80-03101	REV:	C
REVISED BY:	C. McEUEEN	DATE:	31MAR98



6. PARTS ADDED AS SECONDARY.
 5. ALL OP AMPS ARE TYPE 4558, EXCEPT AS NOTED.
 4. ALL RESISTORS IN OHMS.
 3. ALL CAPACITORS IN MICROFARADS, EXCEPT AS NOTED.
 2. ALL DIODES ARE TYPE 1N4003 EXCEPT AS NOTED.
 1. ALL GROUNDS ARE (A) EXCEPT AS NOTED.
- NOTES: UNLESS OTHERWISE SPECIFIED

CARVIN		12340 World Trade Drive San Diego, CA 92128 (858) 487-1600 FAX 487-6629
SX 100, SX 200		
DRAWN BY:	E. PETERSEN	DATE: 11MAR97
APPROVED:		DATE:
PCB NO:	30-03101	REV: F
ASSY. NO:	80-03101	REV: D
REVISY BY:	C. McELEN	DATE: 4MAY98



- 5] ADDED AS SECONDARY.
 - 4] ADJUST P1 FOR 200mA AT IDLE CURRENT TEST LOOP.
 - 3. A1 IS A 4558 TYPE OP AMP.
 - 2. ALL CAPACITORS IN MICROFARADS (EXCEPT AS NOTED).
 - 1. ALL DIODES ARE 1N4003 (EXCEPT AS NOTED).
- NOTES: UNLESS OTHERWISE SPECIFIED.**

LAST USED LIST			
SYM			
A	1		
C	14		
D	12		
H	1		
P	1		
Q	10		
R	26		
Z	4		

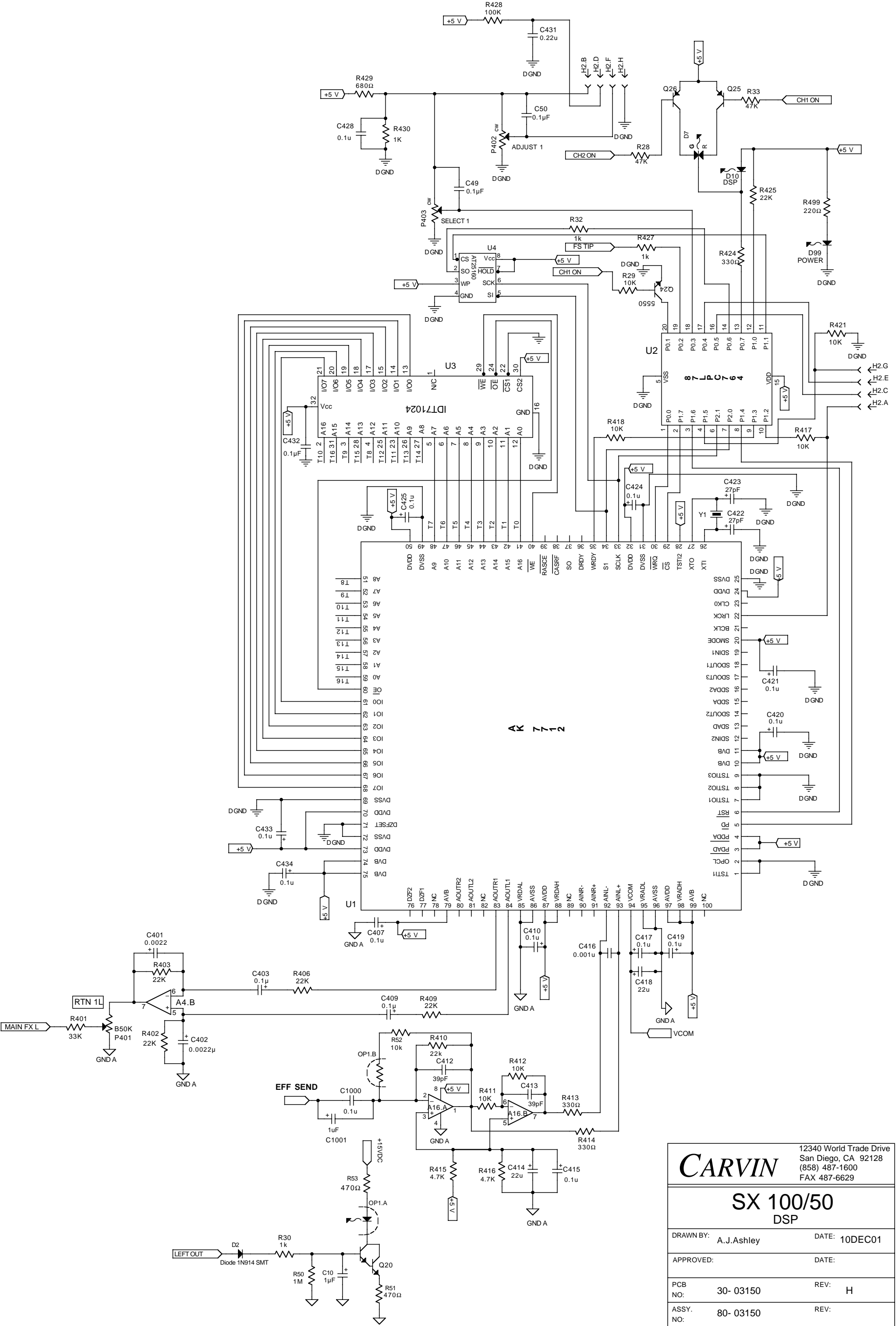
12340 World Trade Drive
San Diego, CA 92128
(858) 487-1600
FAX 521-6032

CARVIN

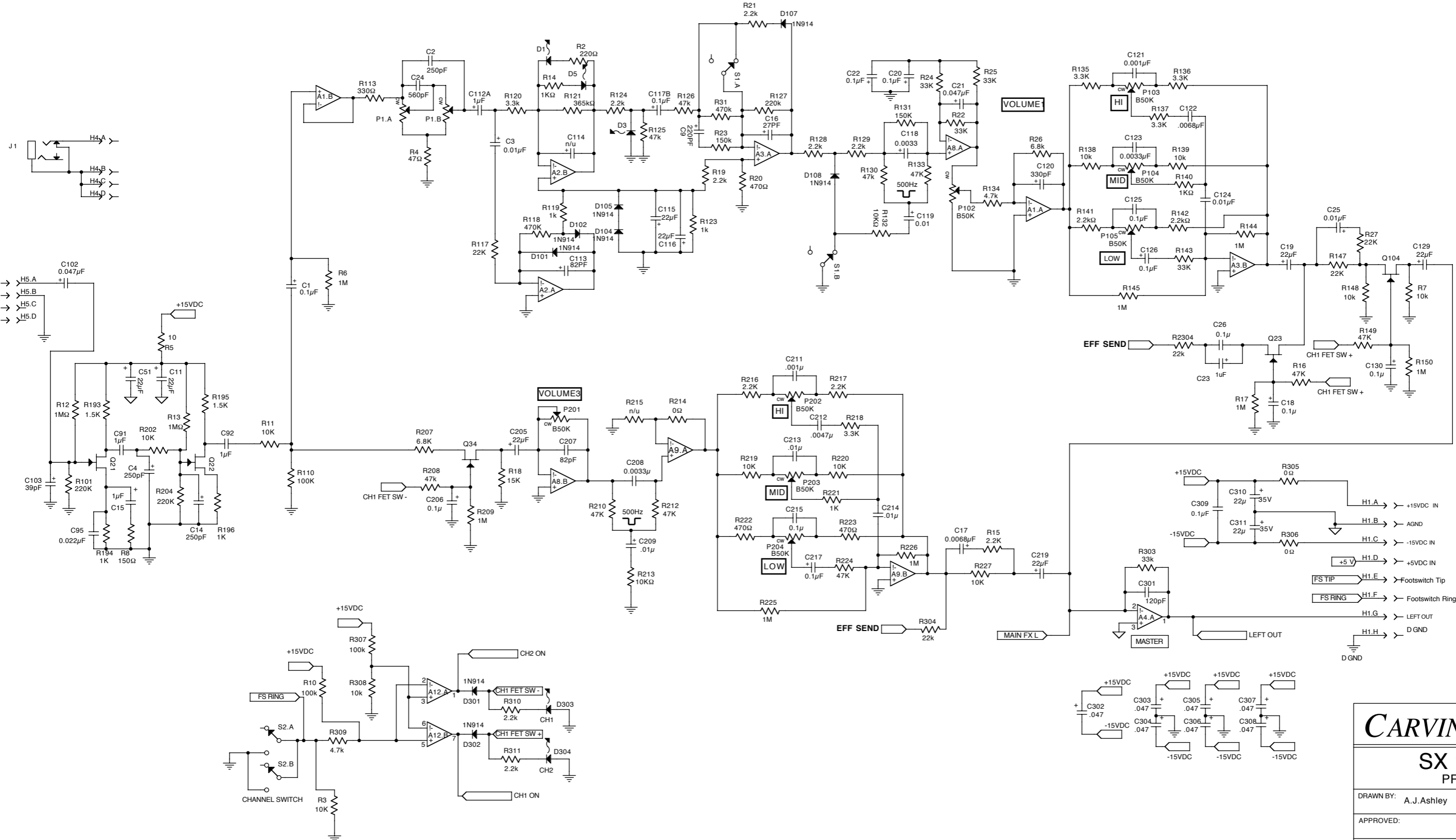
FET100 POWER MODULE

(USED IN SX-60)

DRAWN BY: C. McEuen	DATE: 10JAN91
APPROVED:	DATE:
PCB NO: 30-FET100-8	REV: A
ASSY. NO: 80-FET100-8	REV: I
REVISED BY: J. Kennedy	DATE: 9OCT92



CARVIN		12340 World Trade Drive San Diego, CA 92128 (858) 487-1600 FAX 487-6629	
SX 100/50 DSP			
DRAWN BY: A.J.Ashley		DATE: 10DEC01	
APPROVED:		DATE:	
PCB NO: 30-03150	REV: H		
ASSY. NO: 80-03150	REV:		
REVISED BY:		DATE:	

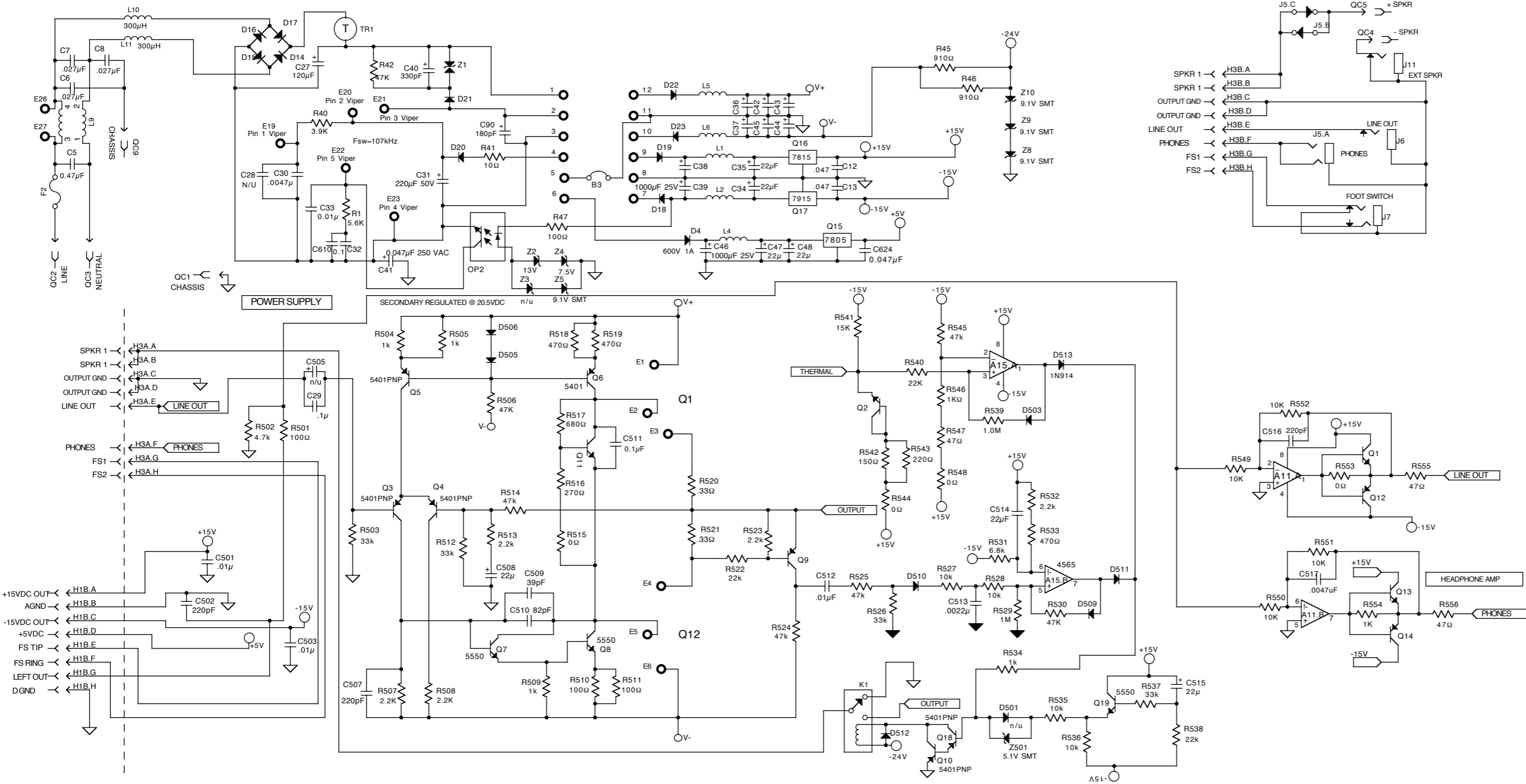


12340 World Trade Drive
 San Diego, CA 92128
 (858) 487-1600
 FAX 521-6032

CARVIN

SX 100/50 PRE-AMP

DRAWN BY:	A.J.Ashley	DATE:	10DEC01
APPROVED:		DATE:	
PCB NO:	30- 03150	REV:	H
ASSY. NO:	80- 03150	REV:	H
REVISED BY:	E. PETERSEN	DATE:	23APR03

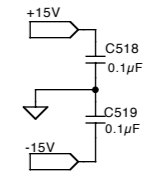


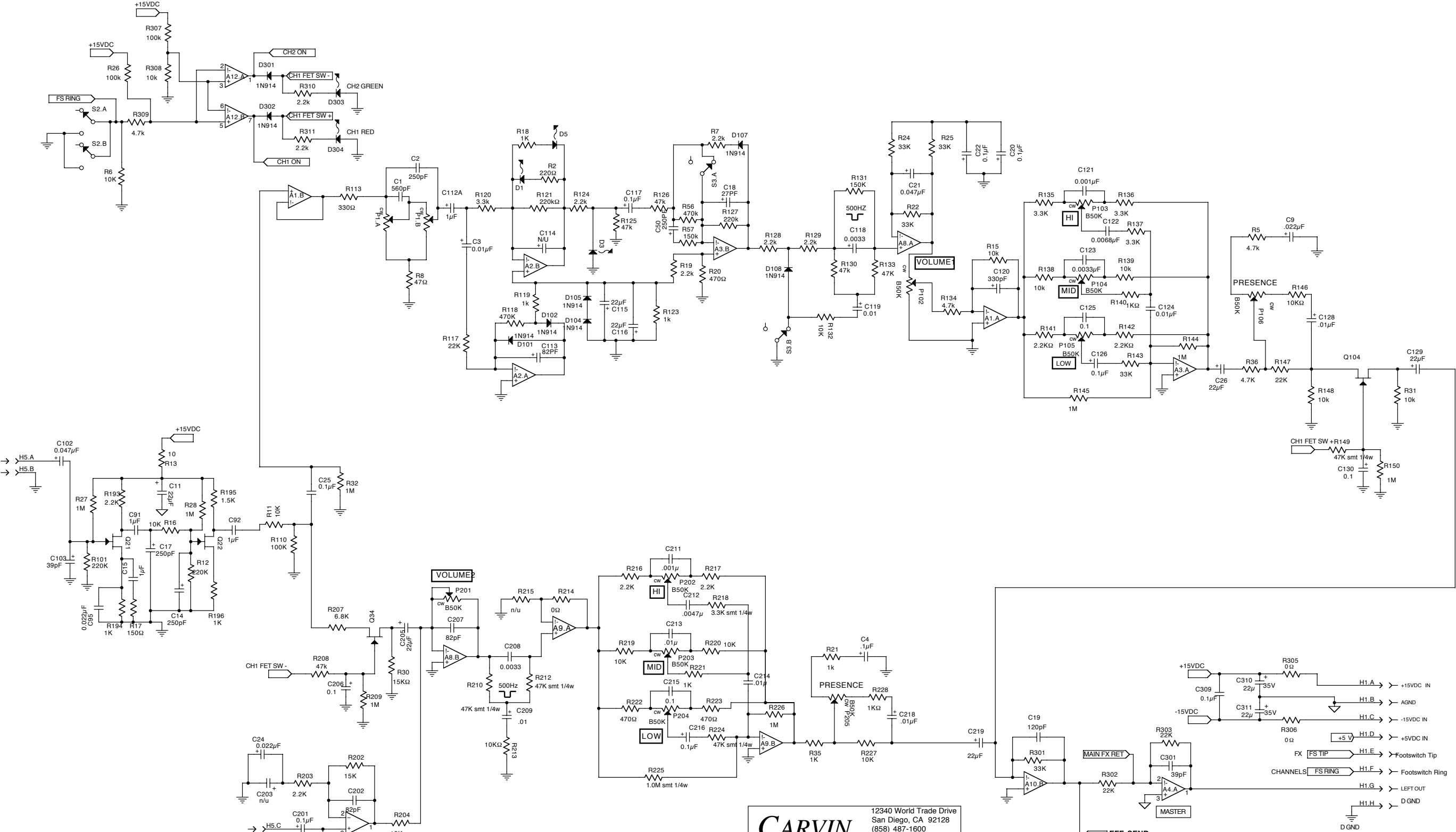
- 6. LABEL "B" INDICATES A JUMPER WIRE.
 - 5. ALL OP AMPS ARE TYPE 4565, EXCEPT AS NOTED.
 - 4. ALL RESISTORS IN OHMS.
 - 3. ALL CAPACITORS IN MICROFARADS, EXCEPT AS NOTED.
 - 2. ALL DIODES ARE TYPE 1N914, EXCEPT AS NOTED.
 - 1. ALL GROUNDS ARE A EXCEPT AS NOTED.
- NOTES UNLESS OTHERWISE SPECIFIED

CARVIN 12340 World Trade Drive
 San Diego, CA 92128
 (858) 487-1600
 FAX 487-6629

SX 100/50 POWER AMP

DRAWN BY: A.J.Ashley	DATE: 10DEC01
APPROVED:	DATE:
PCB NO: 30- 03150	REV: H
ASSY. NO: 80- 03150	REV: H
REVISED BY:	DATE:





12340 World Trade Drive
 San Diego, CA 92128
 (858) 487-1600
 FAX 487-6629

CARVIN SX200 SYSTEM MASTER

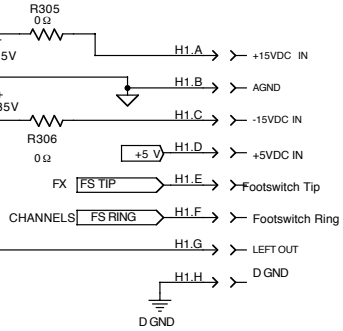
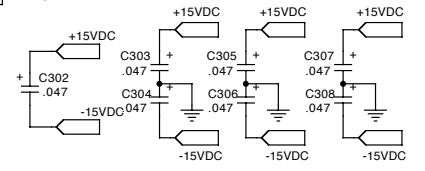
DRAWN BY: A.J. Ashley DATE: 10DEC01

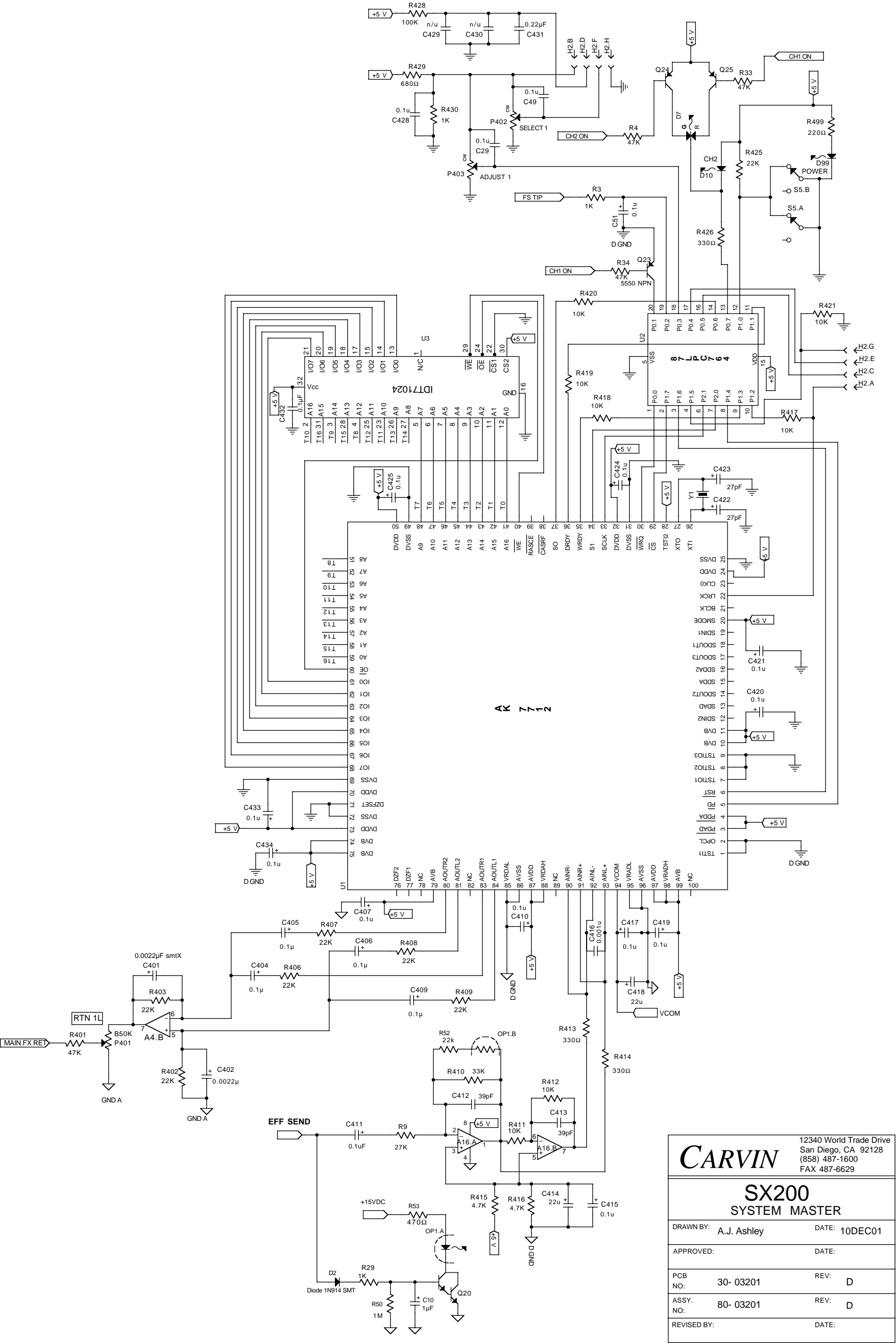
APPROVED: DATE:

PCB NO: 30-03201 REV: D

ASSY. NO: 80-03201 REV: D

REVISED BY: DATE:



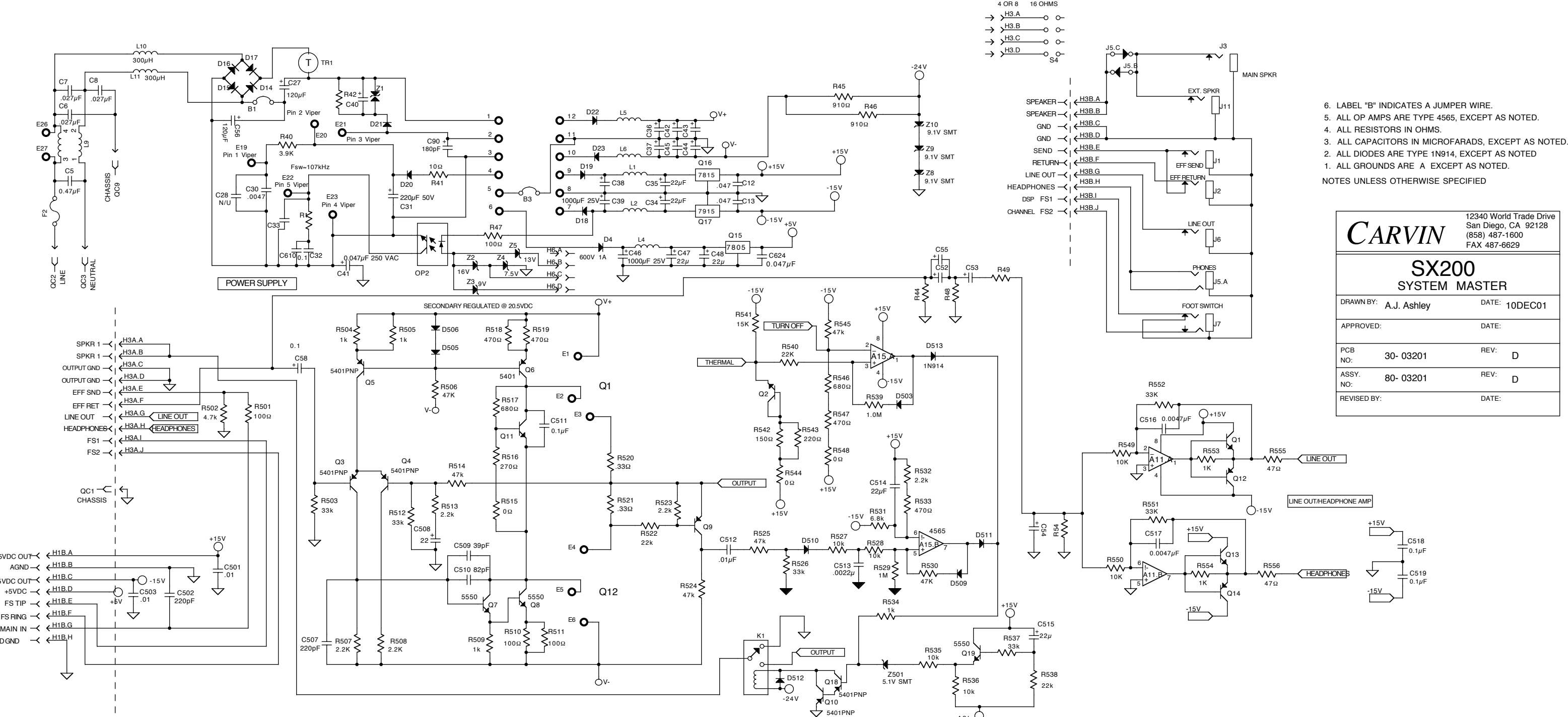


12340 World Trade Drive
 San Diego, CA 92128
 (858) 487-1600
 FAX 487-6629

CARVIN

SX200 SYSTEM MASTER

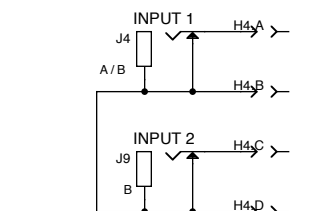
DRAWN BY:	A.J. Ashley	DATE:	10DEC01
APPROVED:		DATE:	
PCB NO:	30-03201	REV:	D
ASSY. NO:	80-03201	REV:	D
REVISED BY:		DATE:	

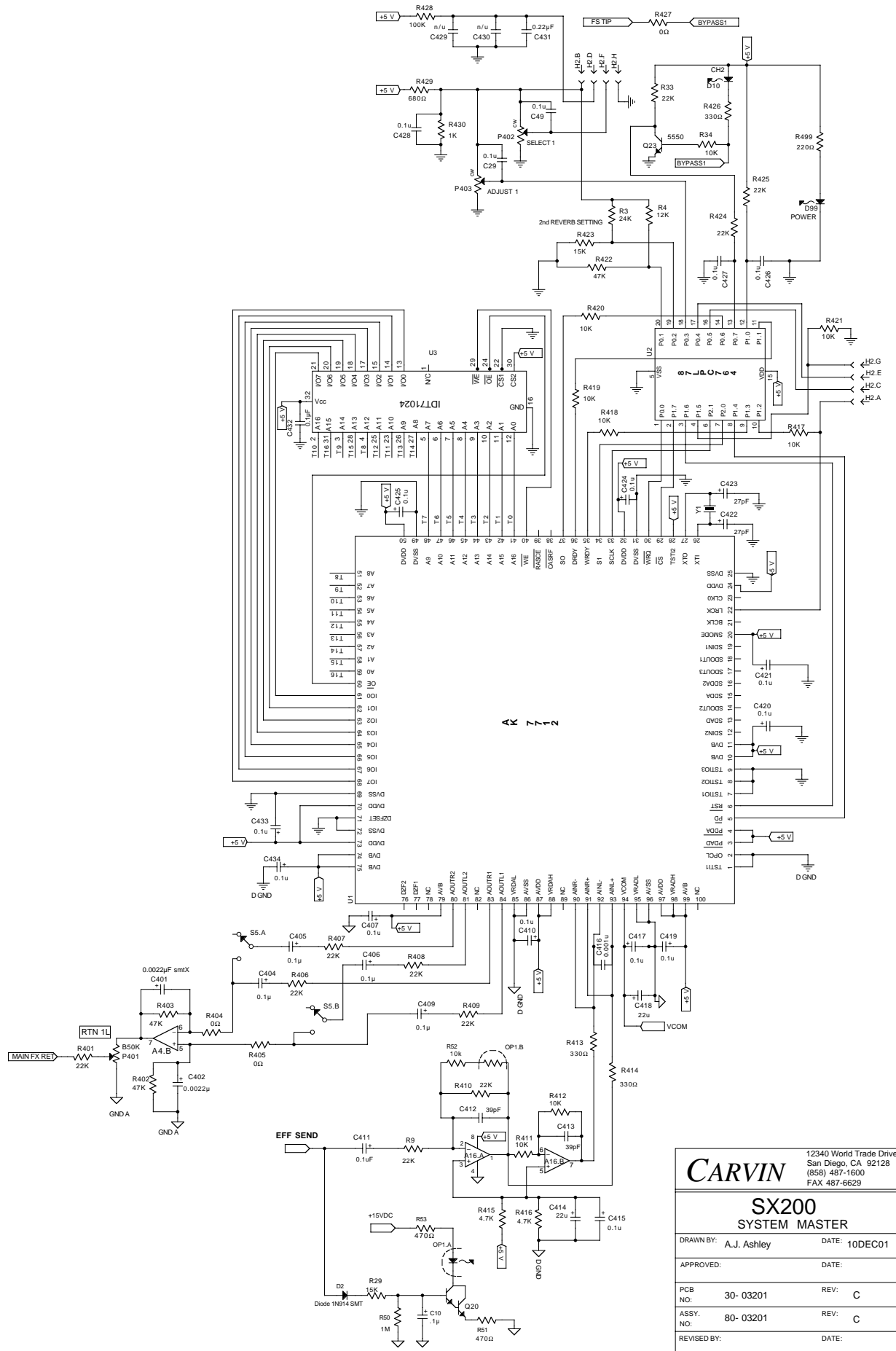


4 OR 8 16 OHMS
 → H3.A
 → H3.B
 → H3.C
 → H3.D
 → S4

6. LABEL "B" INDICATES A JUMPER WIRE.
 5. ALL OP AMPS ARE TYPE 4565, EXCEPT AS NOTED.
 4. ALL RESISTORS IN OHMS.
 3. ALL CAPACITORS IN MICROFARADS, EXCEPT AS NOTED.
 2. ALL DIODES ARE TYPE 1N914, EXCEPT AS NOTED.
 1. ALL GROUNDS ARE A EXCEPT AS NOTED.
- NOTES UNLESS OTHERWISE SPECIFIED

CARVIN		12340 World Trade Drive San Diego, CA 92128 (858) 487-1600 FAX 487-6629	
SX200 SYSTEM MASTER			
DRAWN BY:	A.J. Ashley	DATE:	10DEC01
APPROVED:		DATE:	
PCB NO:	30- 03201	REV:	D
ASSY. NO:	80- 03201	REV:	D
REVISED BY:		DATE:	



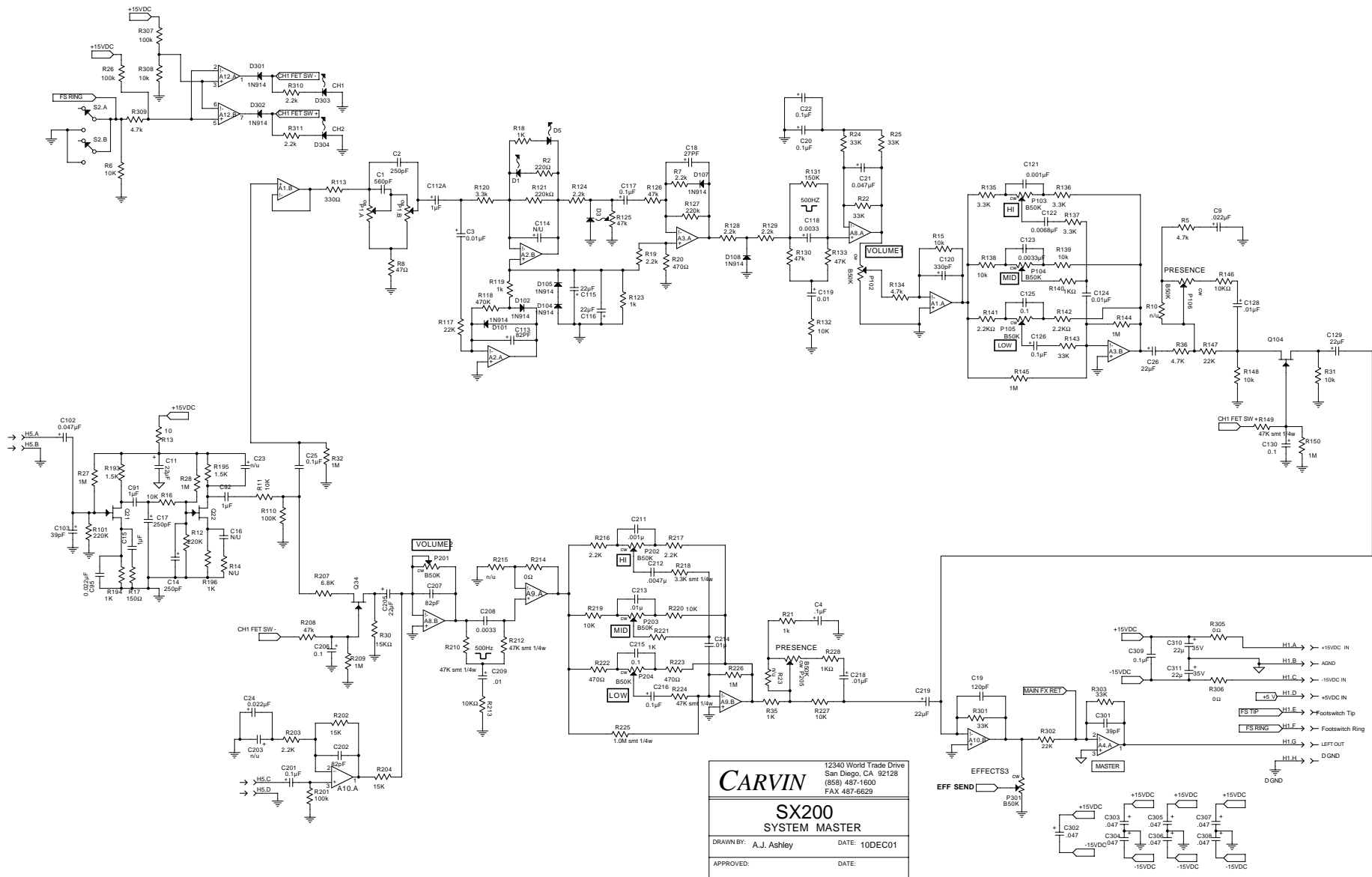


12340 World Trade Drive
 San Diego, CA 92128
 (858) 487-1600
 FAX 487-6629

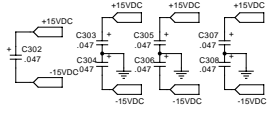
CARVIN

SX200
 SYSTEM MASTER

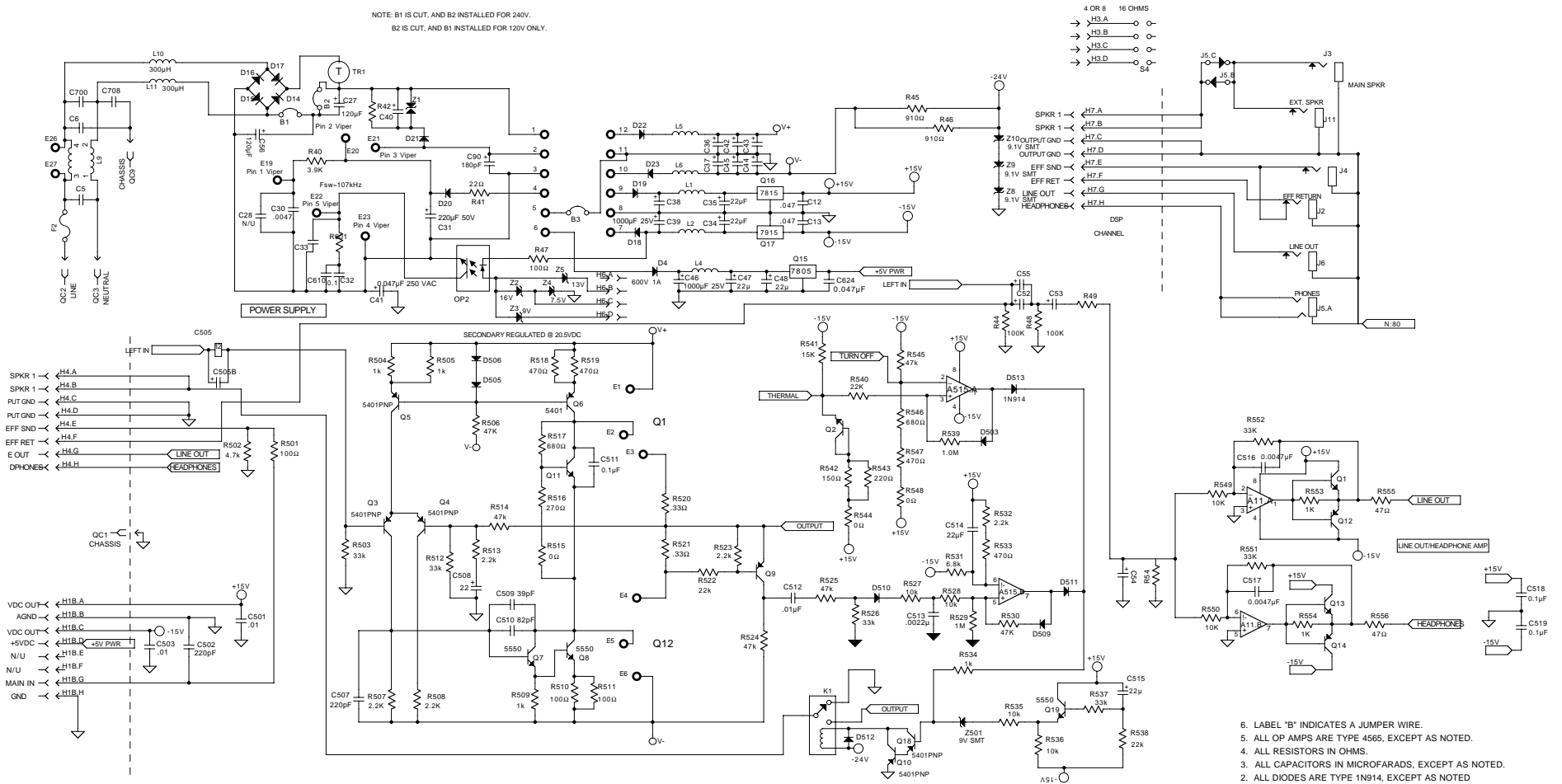
DRAWN BY:	A.J. Ashley	DATE:	10DEC01
APPROVED:		DATE:	
PCB NO:	30-03201	REV:	C
ASSY. NO:	80-03201	REV:	C
REVISED BY:		DATE:	



CARVIN	
12340 World Trade Drive San Diego, CA 92128 (858) 487-1600 FAX 487-6529	
SX200 SYSTEM MASTER	
DRAWN BY: A.J. Ashley	DATE: 10DEC01
APPROVED:	DATE:
PCB NO: 30-03201	REV: C
ASSY. NO: 80-03201	REV: C
REVISED BY:	DATE:

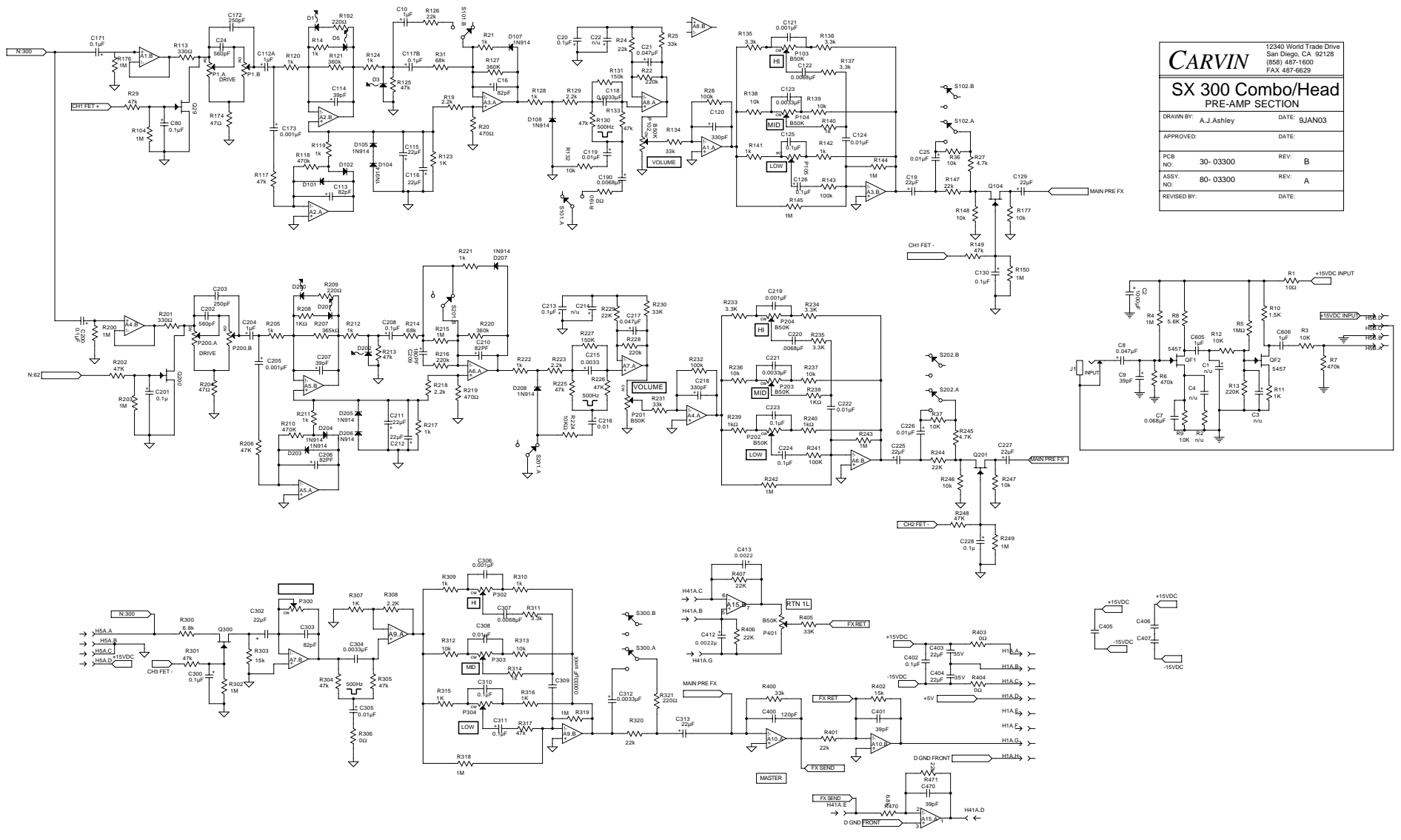


NOTE: B1 IS CUT, AND B2 INSTALLED FOR 240V.
 B2 IS CUT, AND B1 INSTALLED FOR 120V ONLY.

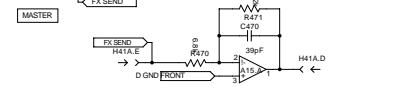
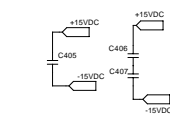
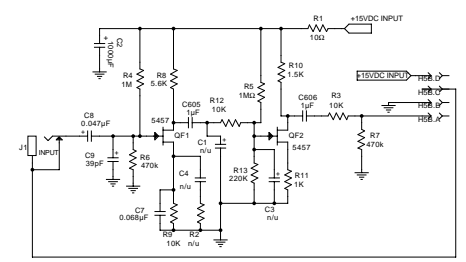


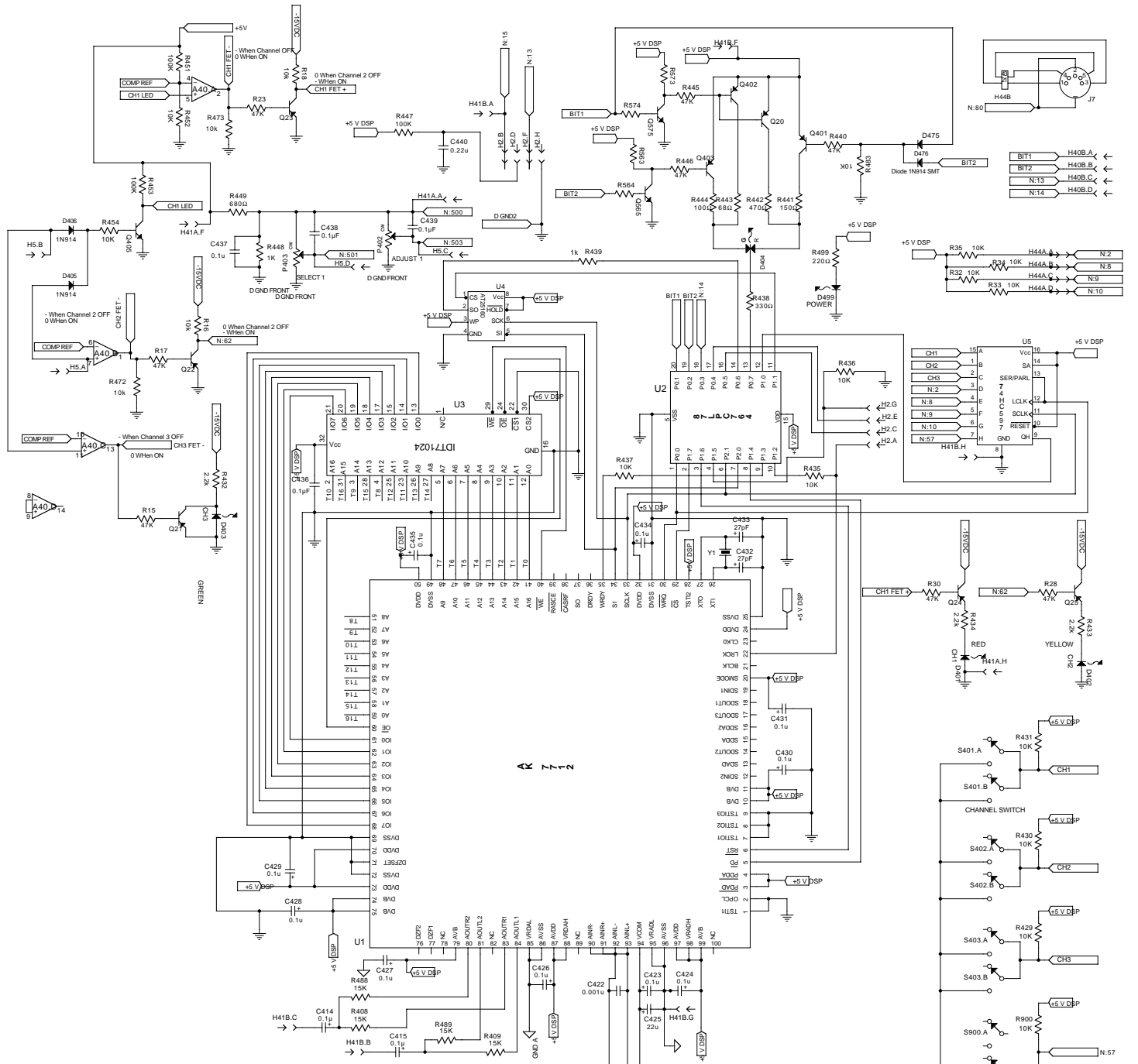
6. LABEL "B" INDICATES A JUMPER WIRE.
 5. ALL OP AMPS ARE TYPE 4565, EXCEPT AS NOTED.
 4. ALL RESISTORS IN OHMS.
 3. ALL CAPACITORS IN MICROFARADS, EXCEPT AS NOTED.
 2. ALL DIODES ARE TYPE 1N914, EXCEPT AS NOTED
 1. ALL GROUNDS ARE A EXCEPT AS NOTED.
- NOTES UNLESS OTHERWISE SPECIFIED

CARVIN		12340 World Trade Drive San Diego, CA 92128 (658) 487-1600 FAX 487-6629	
		SX300 SYSTEM MASTER	
DRAWN BY:	A. J. Ashley	DATE:	10DEC02
APPROVED:		DATE:	
PCB NO:	30- 03300	REV:	C
ASSY. NO:	80- 03300	REV:	B
REVISED BY:		DATE:	



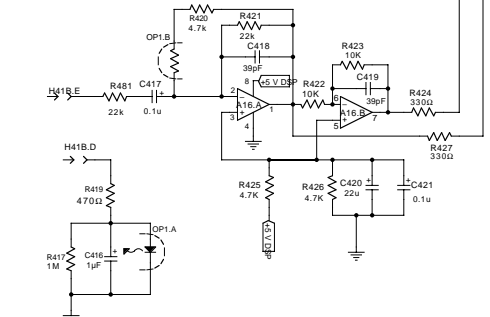
CARVIN		12340 World Trade Drive San Diego, CA 92128 (619) 487-1600 FAX 487-6629	
SX 300 Combo/Head PRE-AMP SECTION			
DRAWN BY: A.J.Ashley	DATE: 6JAN03		
APPROVED:	DATE:		
PCB NO: 30-03300	REV: B		
ASSY. NO: 80-03300	REV: A		
REVISED BY:	DATE:		





Channel Logic

	CH1 ON	CH2 ON	CH3 ON
Pin 20, BIT1(PX_COUT0)	0	1	0
Pin 19, BIT2(PX_COUT1)	0	0	1
CH1 FET+	-15	0	0
CH1 FET-	0	-15	-15
CH2 FET+	0	-15	0
CH2 FET-	-15	0	-15
CH3 FET-	-15	-15	0
switch pressed	CHB1	CHB3	CHB2



12340 World Trade Drive
 San Diego, CA 92128
 (858) 487-1600
 FAX 487-6629

CARVIN

SX 300 Combo/Head
 DSP SECTION

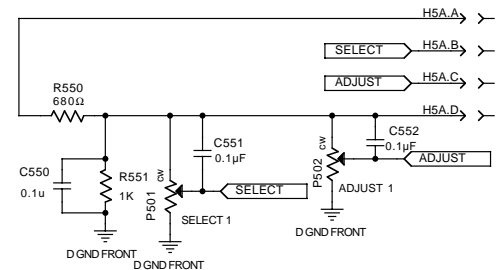
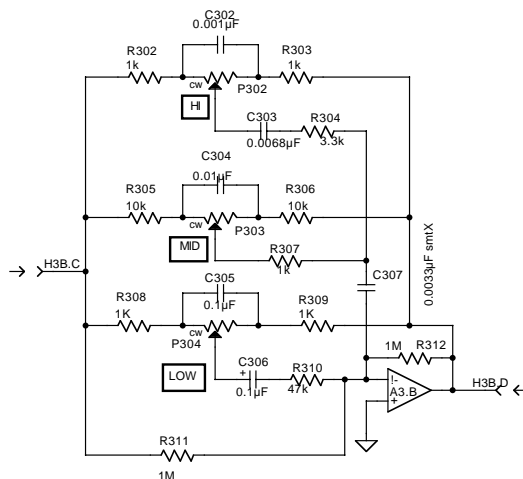
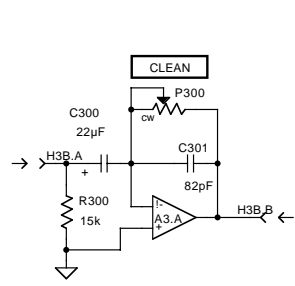
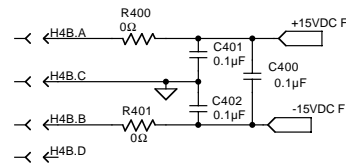
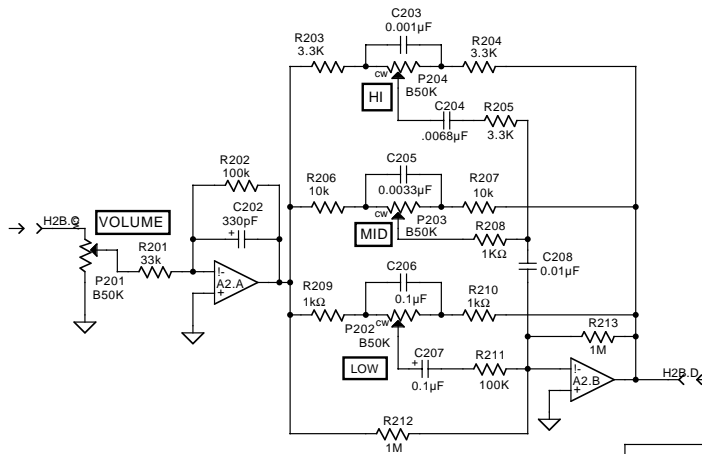
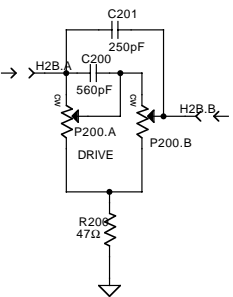
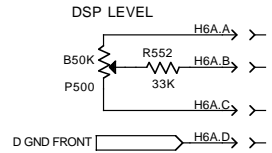
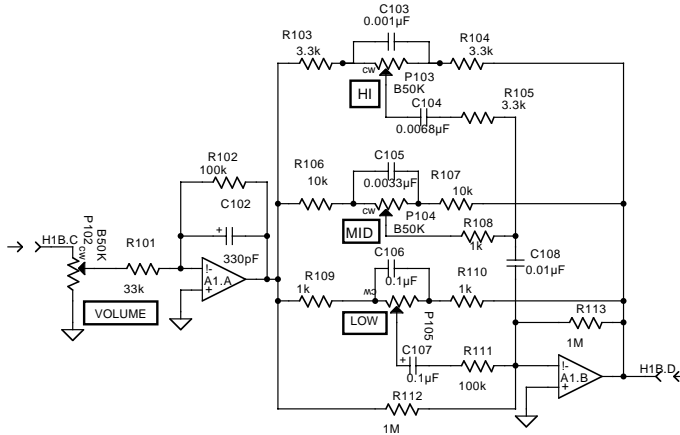
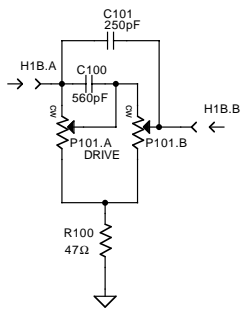
DRAWN BY: A.J.Ashley DATE: 9JAN03

APPROVED: DATE:

PCB NO: 30-03300 REV: B

ASSY. NO: 80-03300 REV: A

REVISED BY: DATE:

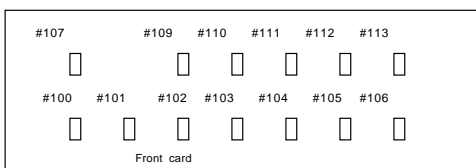


12340 World Trade Drive
San Diego, CA 92128
(858) 487-1600
FAX 487-6629

CARVIN

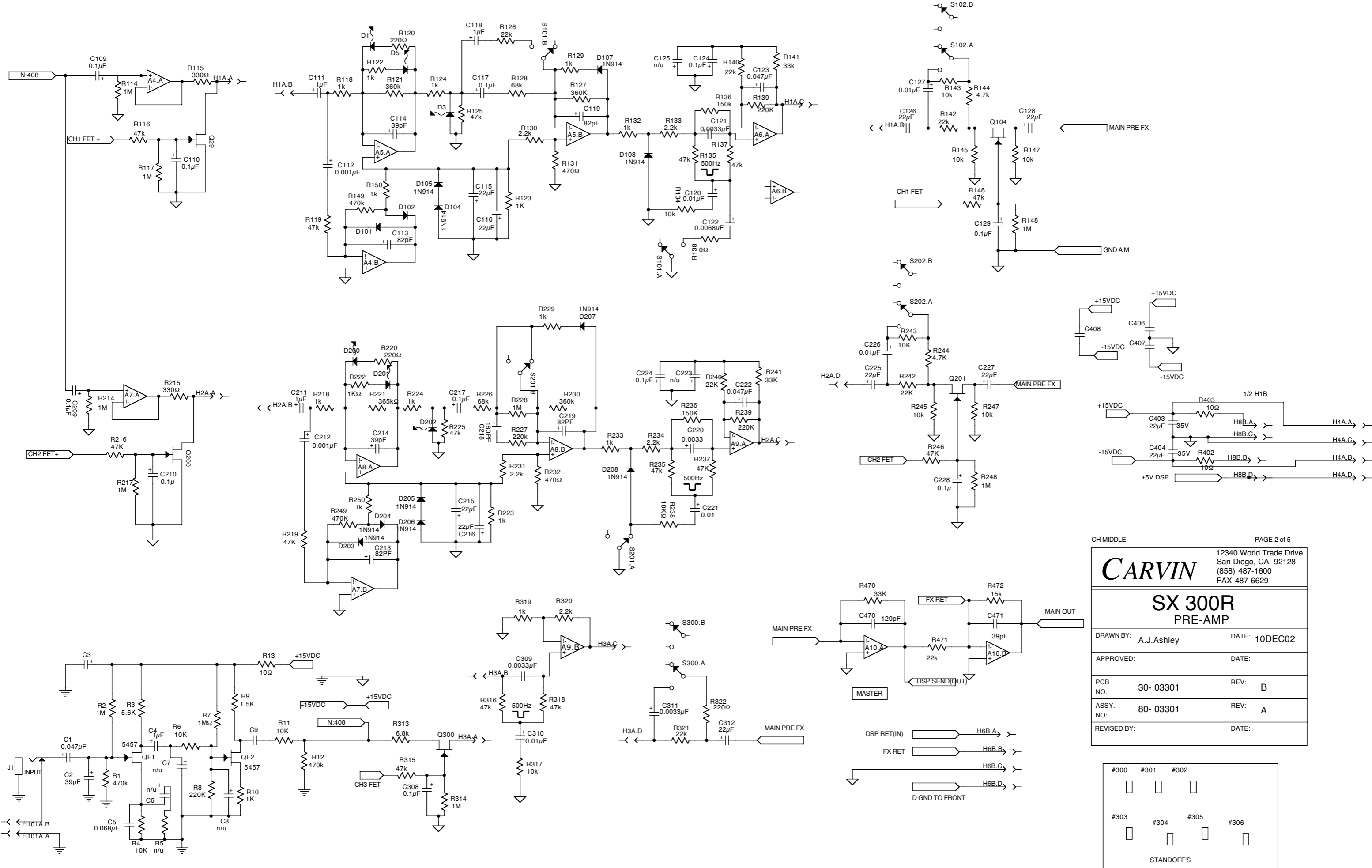
SX 300R RACK PRE-AMP

DRAWN BY:	A.J.Ashley	DATE:	30AUG02
APPROVED:		DATE:	
PCB NO:	30- 03301	REV:	B
ASSY. NO:	80- 03301	REV:	A
REVISED BY:		DATE:	



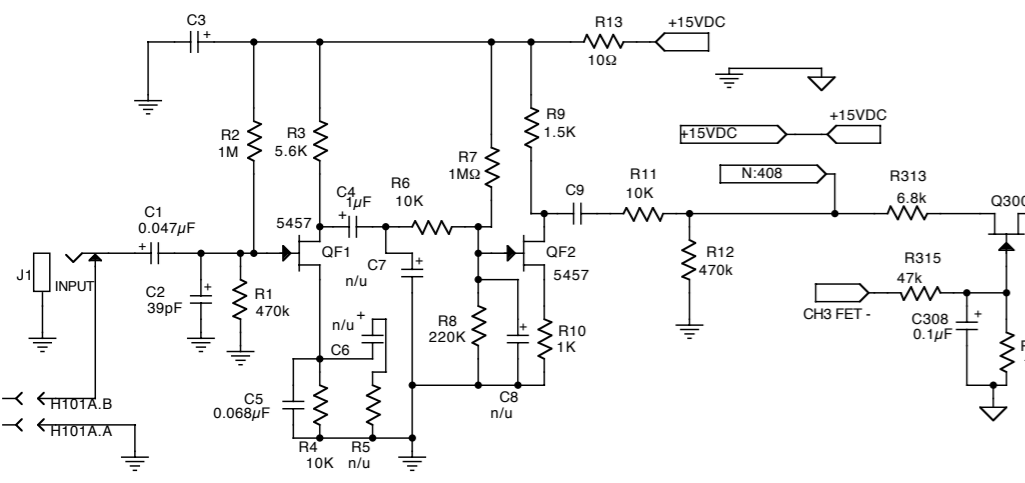
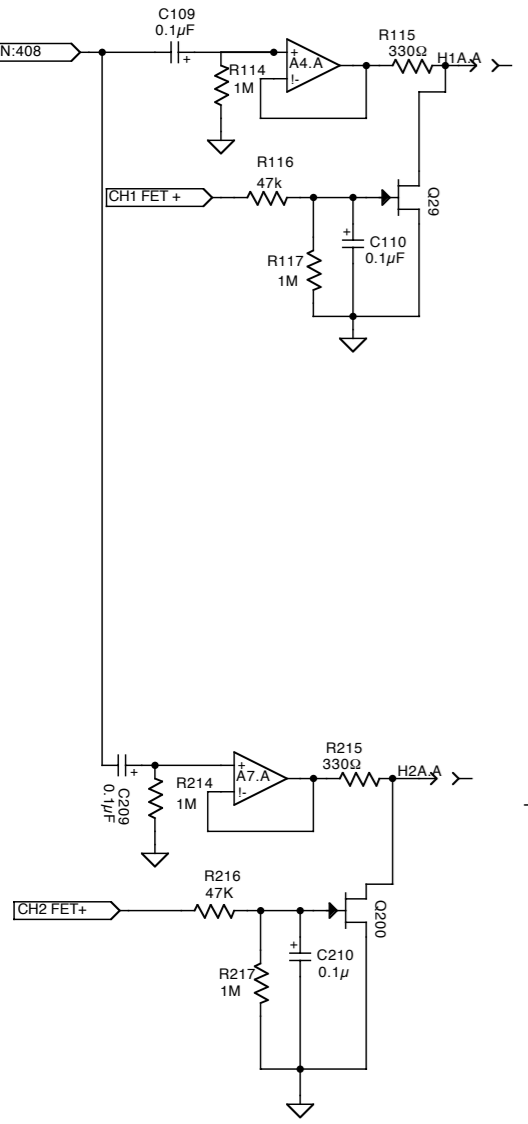
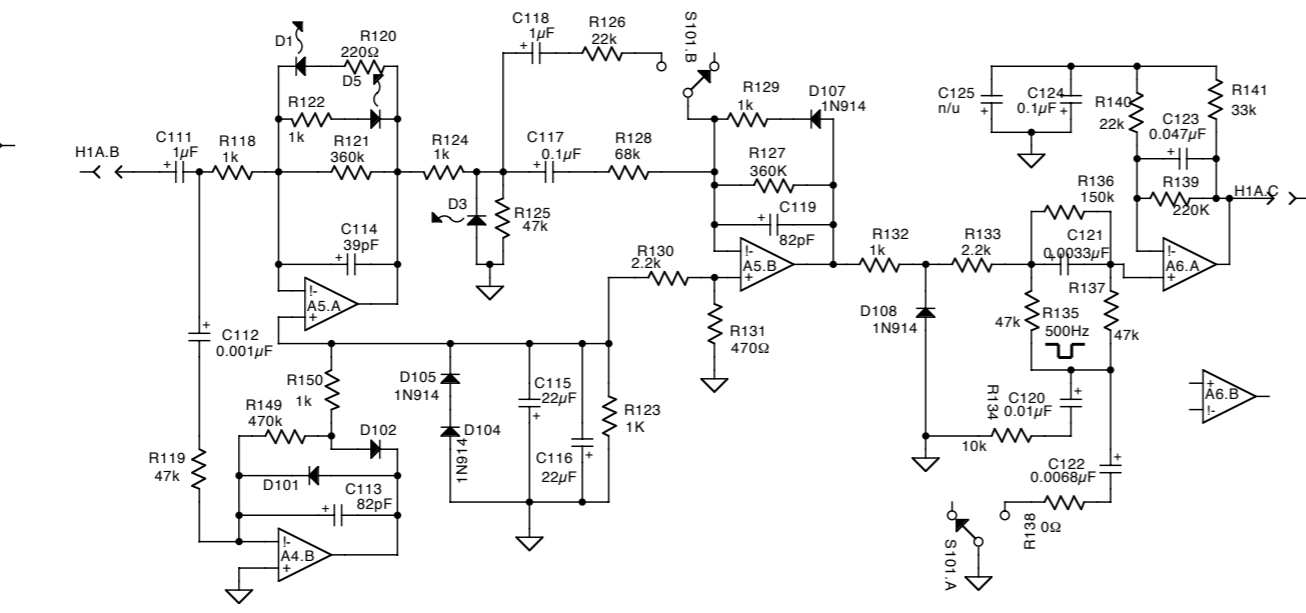
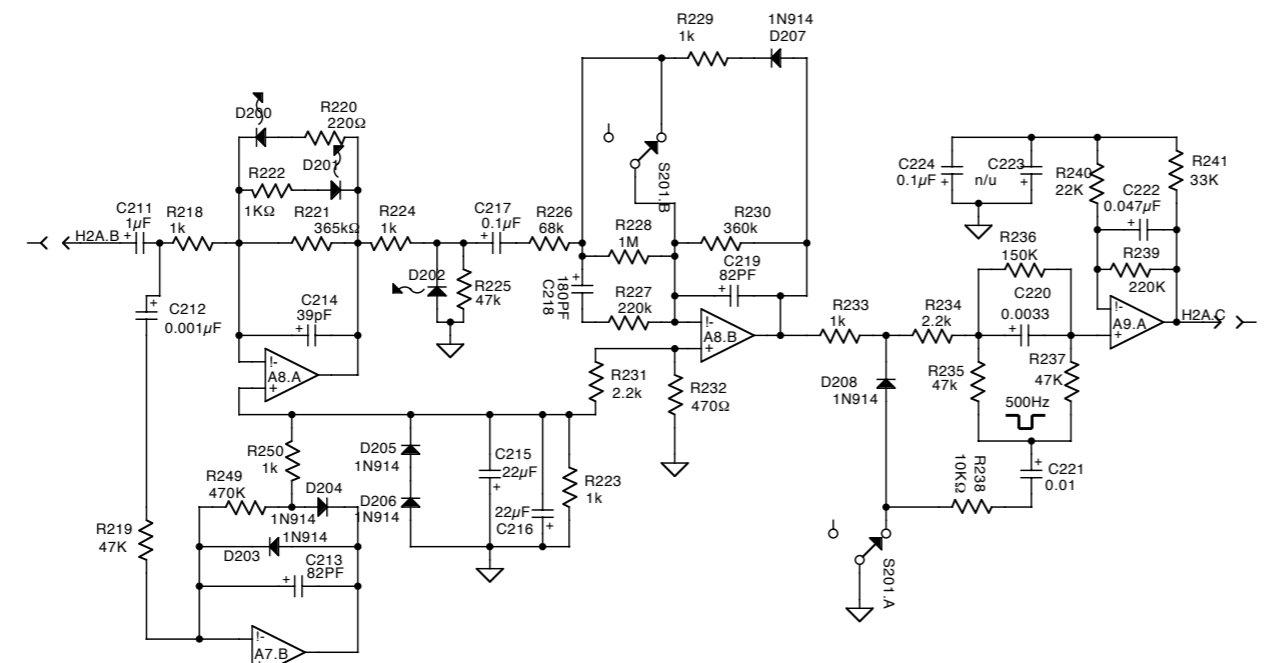
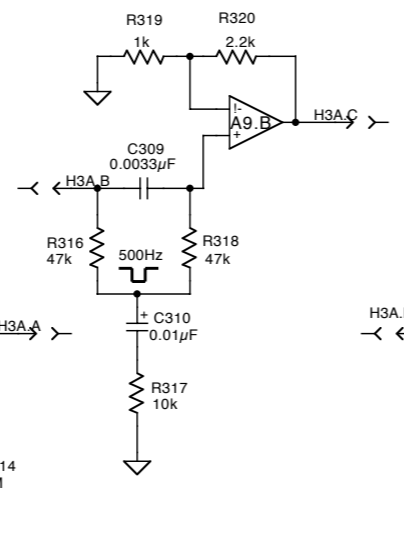
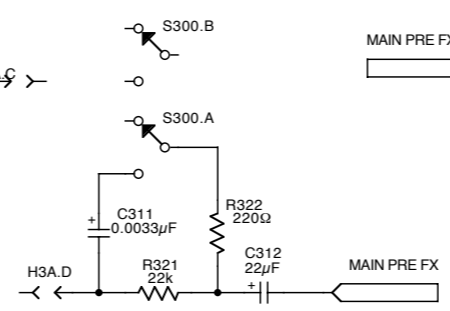
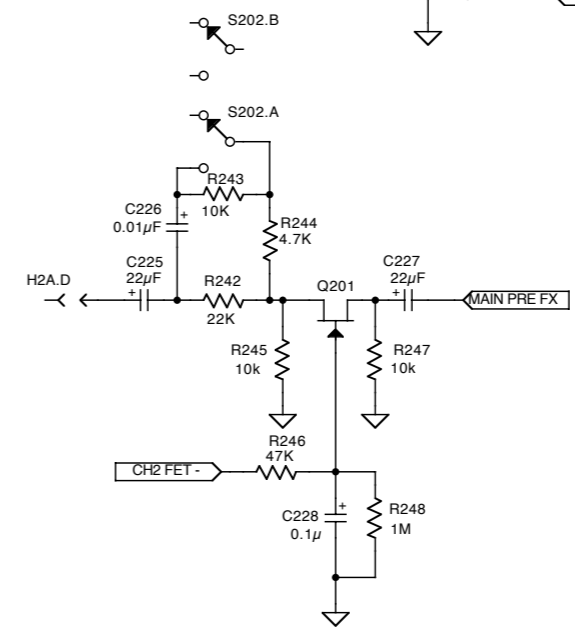
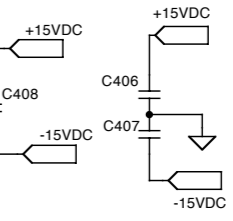
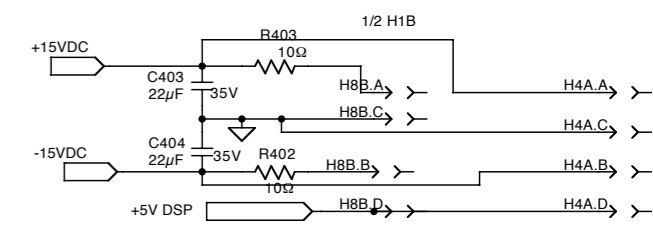
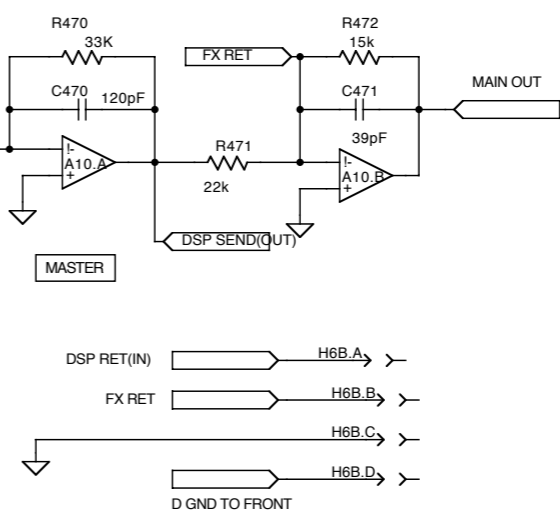
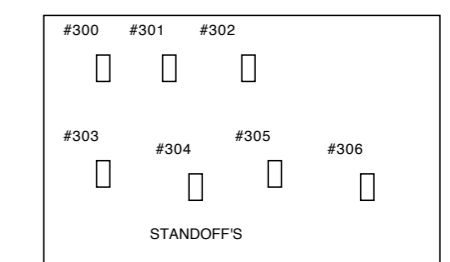
#170 #171 #172 #173 #174 #175 #177 #178 #179

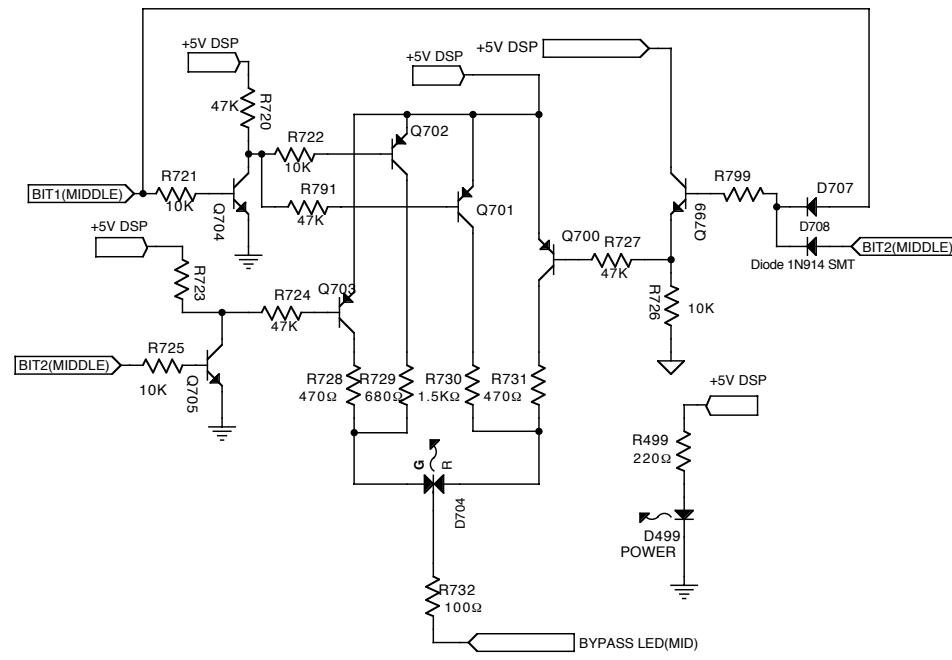
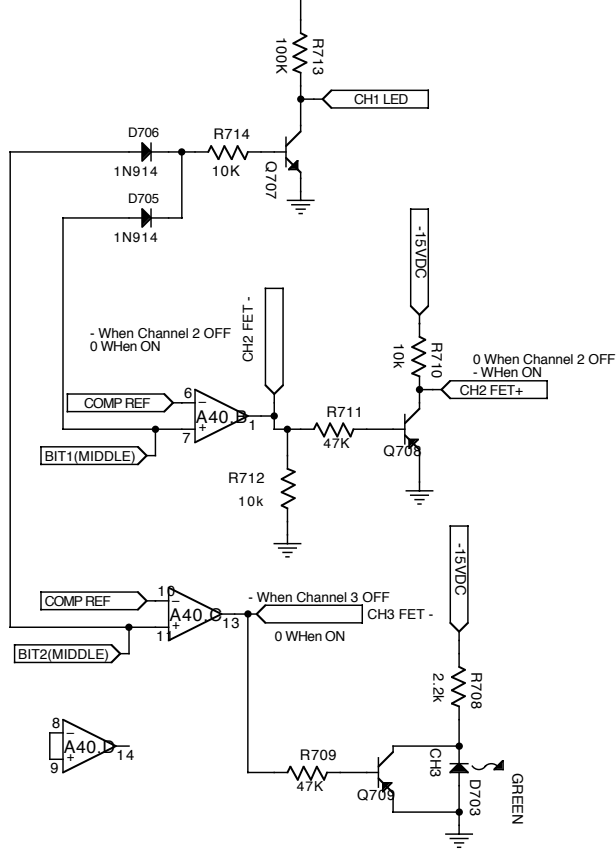
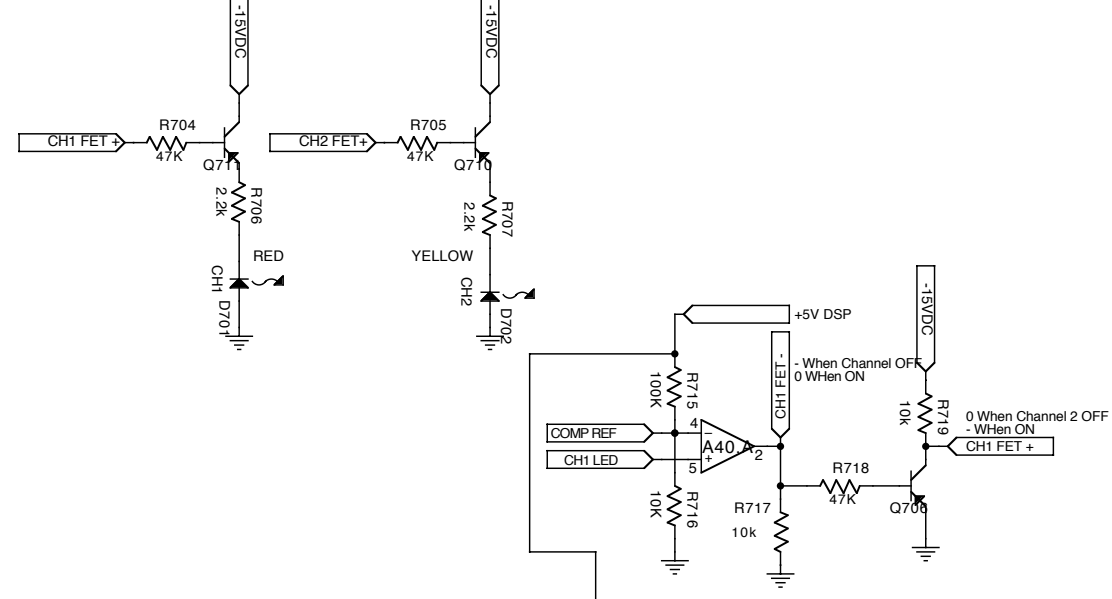
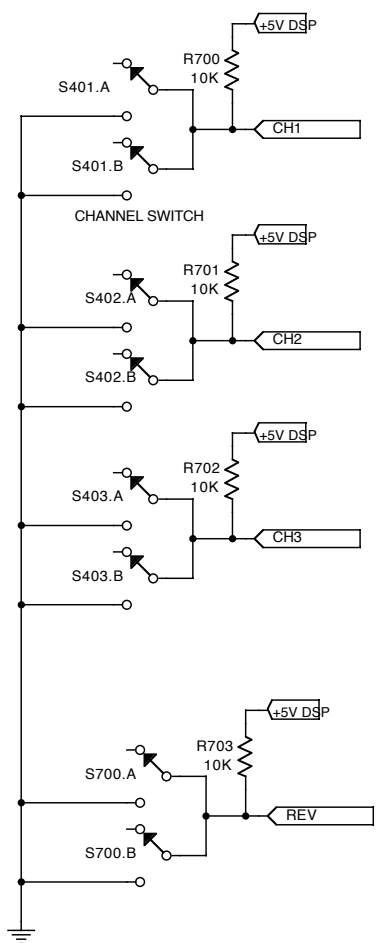




CARVIN
 12340 World Trade Drive
 San Diego, CA 92128
 (858) 487-1600
 FAX 487-6629

SX 300R PRE-AMP	
DRAWN BY: A.J.Ashley	DATE: 10DEC02
APPROVED:	DATE:
PCB NO: 30- 03301	REV: B
ASSY. NO: 80- 03301	REV: A
REVISED BY:	DATE:





	CH1 ON	CH2 ON	CH3 ON
Pin 20, BIT1(PX_COUT0)	0	1	0
Pin 19, BIT2(PX_COUT1)	0	0	1
CH1 FET+	-15	0	0
CH1 FET-	0	-15	-15
CH2 FET+	0	-15	0
CH2 FET-	-15	0	-15
CH3 FET-	-15	-15	0
switch pressed	CHB1	CHB3	CHB2

Channel Logic

CARVIN

SX 300R
DSP

12340 World Trade Drive
San Diego, CA 92128
(858) 487-1600
FAX 487-6629

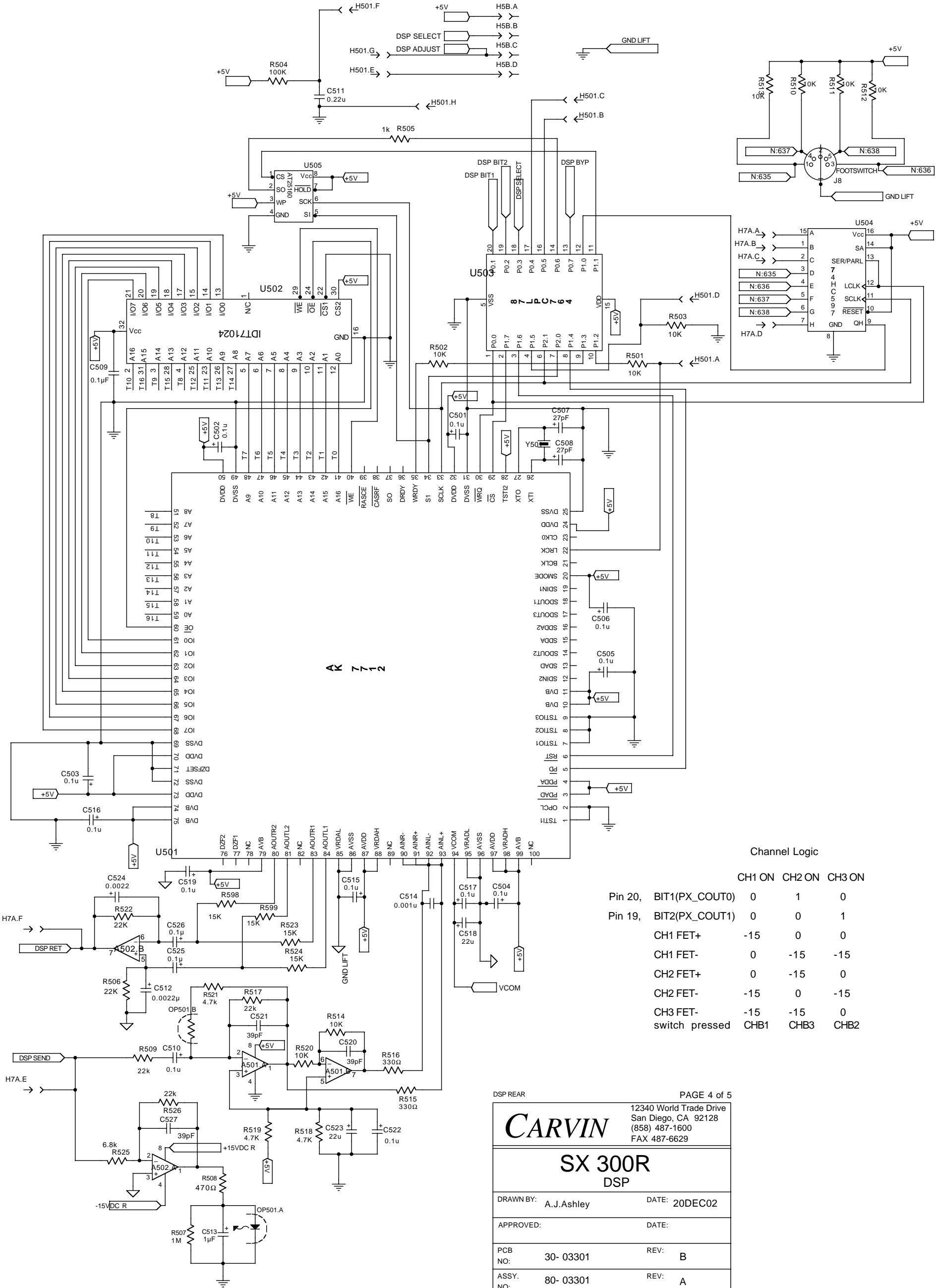
DRAWN BY: A.J.Ashley DATE: 9JUL02

APPROVED: DATE:

PCB NO: 30- 03300 REV: B

ASSY. NO: 80- 03300 REV: A

REVISED BY: DATE:



Channel Logic

	CH1 ON	CH2 ON	CH3 ON
Pin 20, BIT1(PX_COUT0)	0	1	0
Pin 19, BIT2(PX_COUT1)	0	0	1
CH1 FET+	-15	0	0
CH1 FET-	0	-15	-15
CH2 FET+	0	-15	0
CH2 FET-	-15	0	-15
CH3 FET-	-15	-15	0
switch pressed	CHB1	CHB3	CHB2

CARVIN

12340 World Trade Drive
San Diego, CA 92128
(858) 487-1600
FAX 487-6629

SX 300R
DSP

DRAWN BY: A.J.Ashley DATE: 20DEC02

APPROVED: DATE:

PCB NO: 30- 03301 REV: B

ASSY. NO: 80- 03301 REV: A

REVISED BY: DATE:

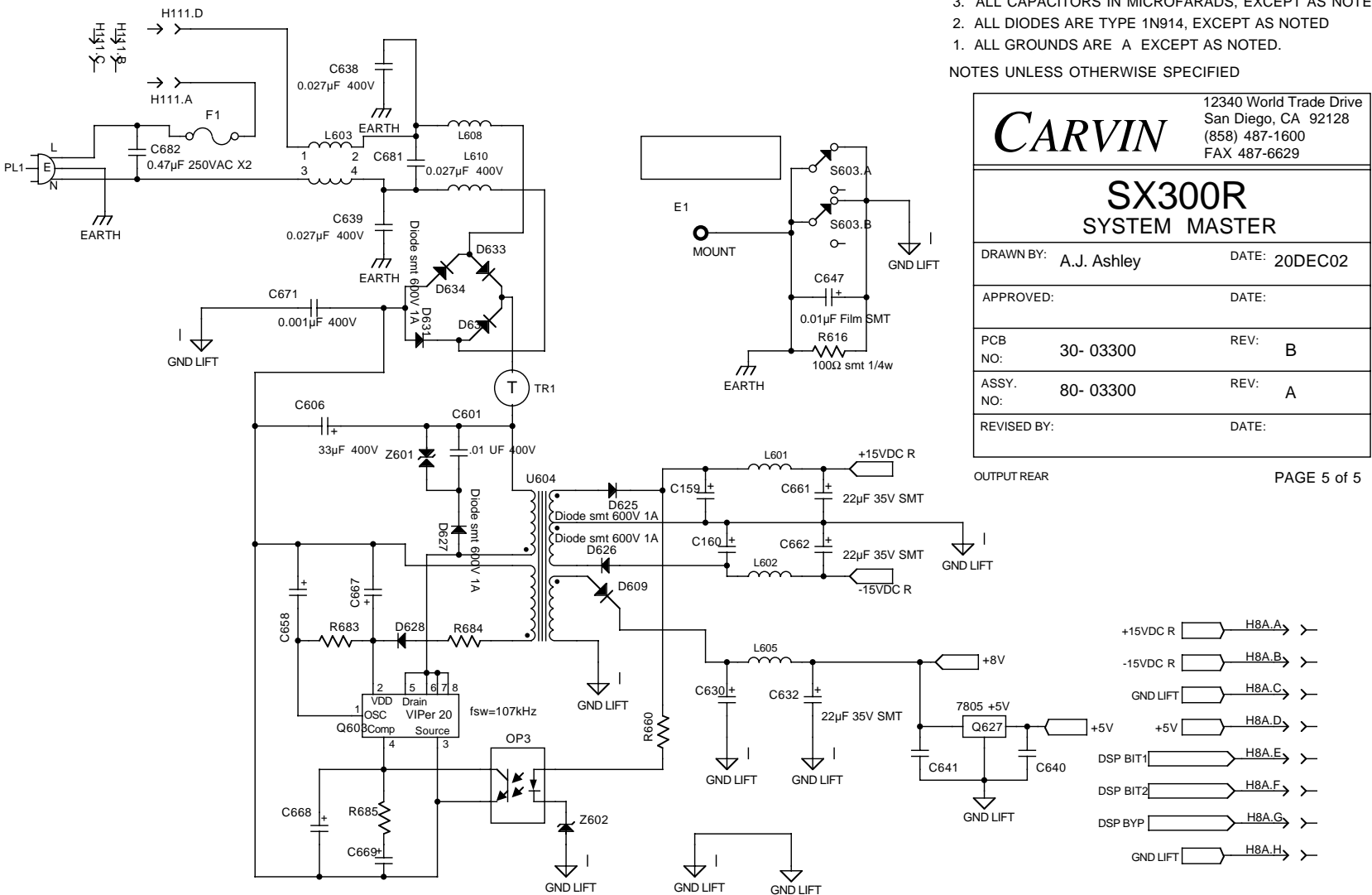
- 6. LABEL "B" INDICATES A JUMPER WIRE.
 - 5. ALL OP AMPS ARE TYPE 4565, EXCEPT AS NOTED.
 - 4. ALL RESISTORS IN OHMS.
 - 3. ALL CAPACITORS IN MICROFARADS, EXCEPT AS NOTED.
 - 2. ALL DIODES ARE TYPE 1N914, EXCEPT AS NOTED
 - 1. ALL GROUNDS ARE A EXCEPT AS NOTED.
- NOTES UNLESS OTHERWISE SPECIFIED

12340 World Trade Drive
San Diego, CA 92128
(858) 487-1600
FAX 487-6629

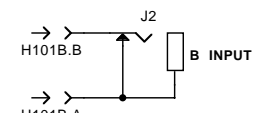
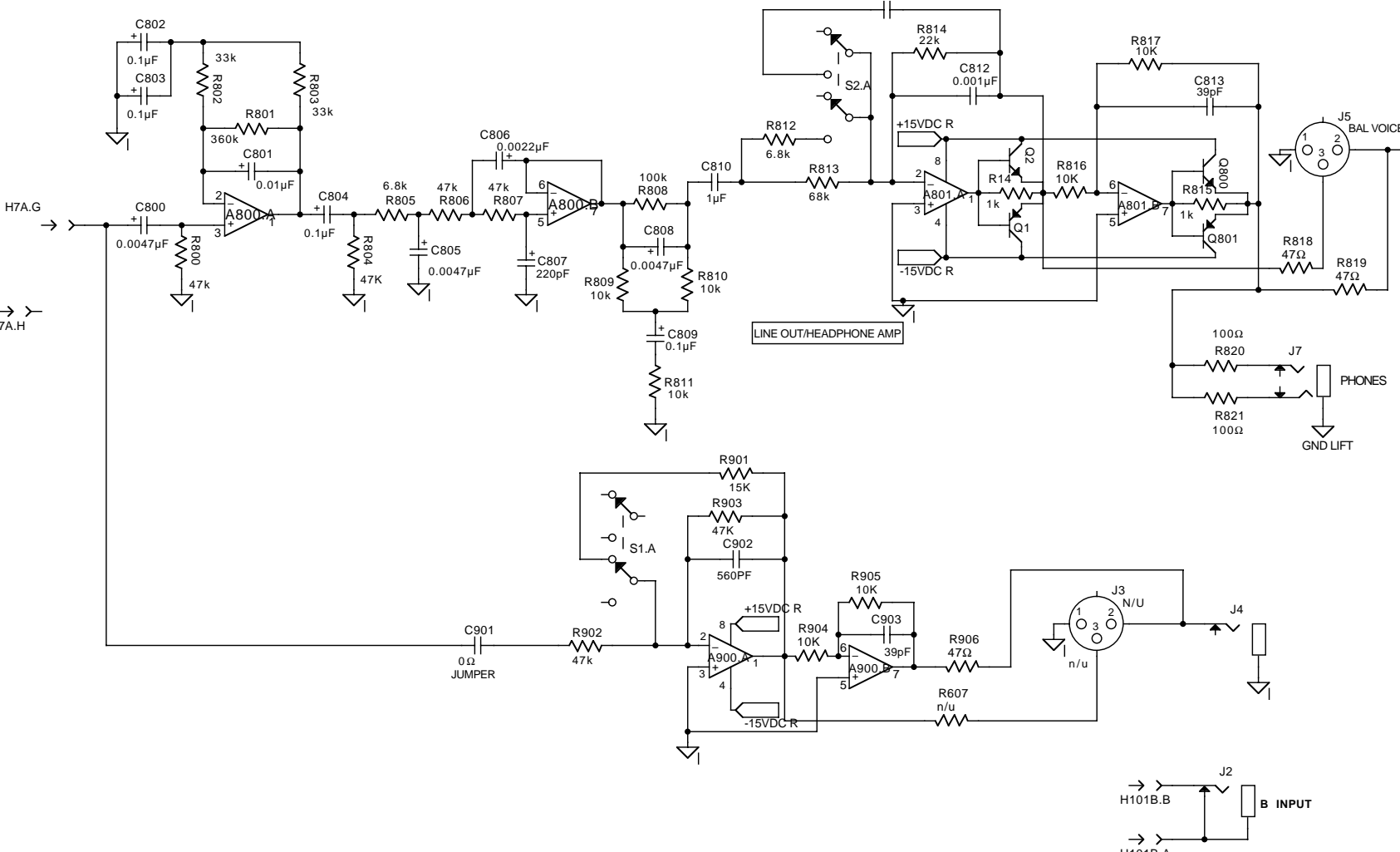
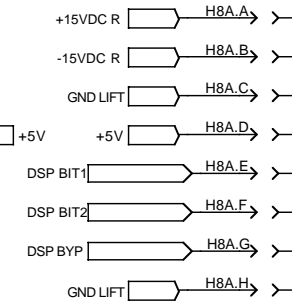
CARVIN

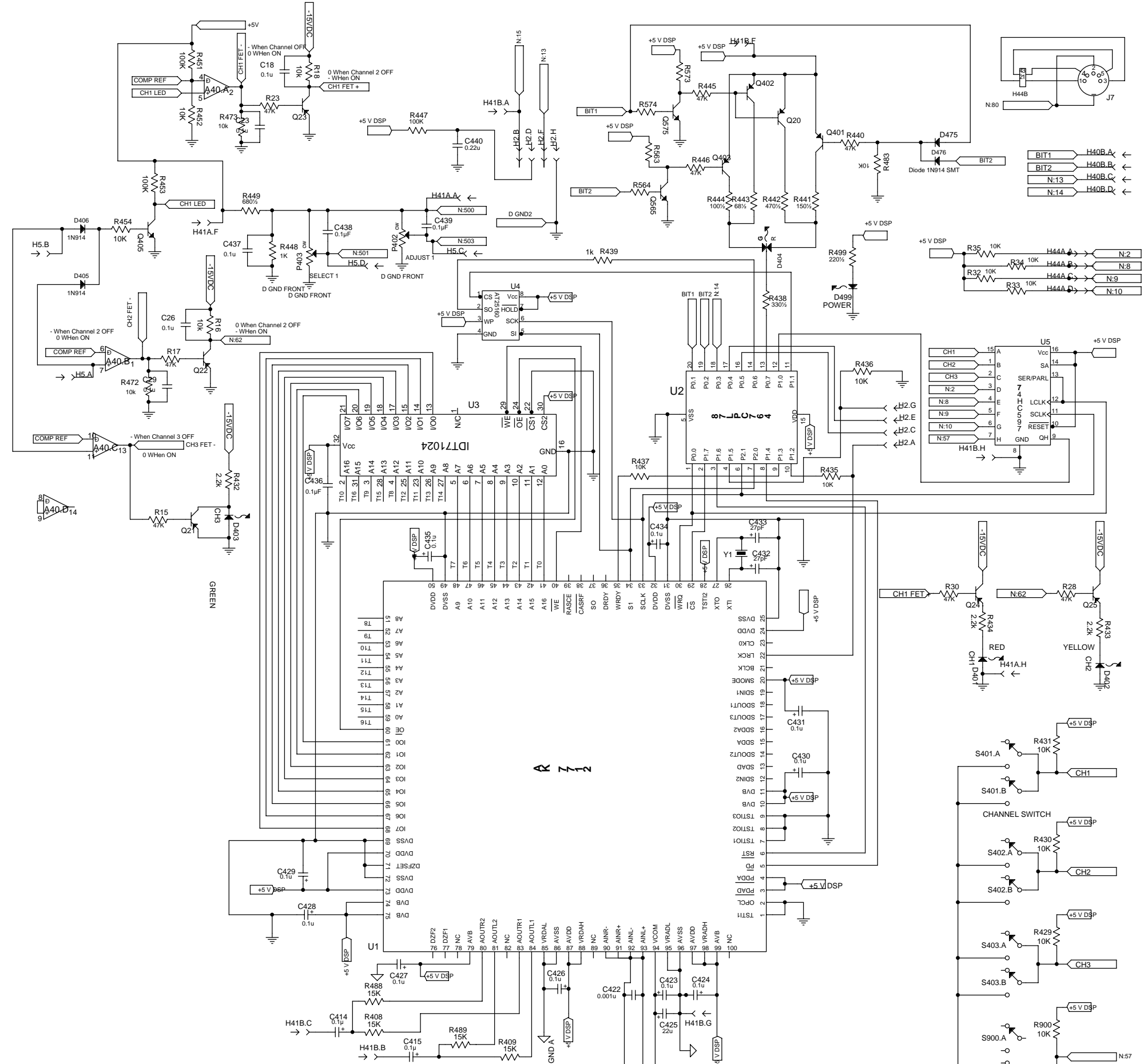
SX300R SYSTEM MASTER

DRAWN BY: A.J. Ashley	DATE: 20DEC02
APPROVED:	DATE:
PCB NO: 30- 03300	REV: B
ASSY. NO: 80- 03300	REV: A
REVISED BY:	DATE:



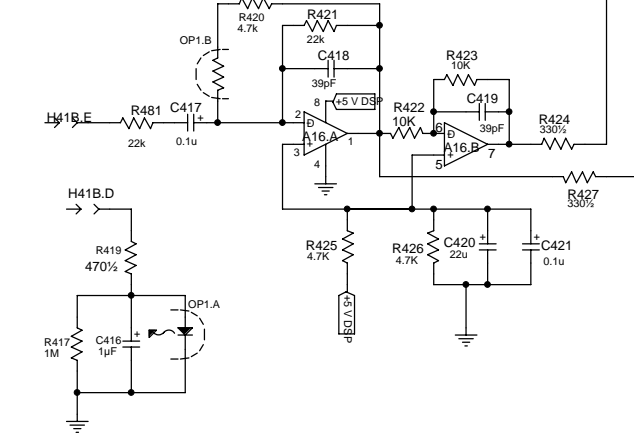
OUTPUT REAR PAGE 5 of 5





Channel Logic

	CH1 ON	CH2 ON	CH3 ON
Pin 20, BIT1(PX_COUT0)	0	1	0
Pin 19, BIT2(PX_COUT1)	0	0	1
CH1 FET+	-15	0	0
CH1 FET-	0	-15	-15
CH2 FET+	0	-15	0
CH2 FET-	-15	0	-15
CH3 FET-switch pressed	-15	-15	0
	CHB1	CHB3	CHB2



12340 World Trade Drive
San Diego, CA 92128
(858) 487-1600
FAX 487-6629

CARVIN

SX 300 Combo/Head
DSP SECTION

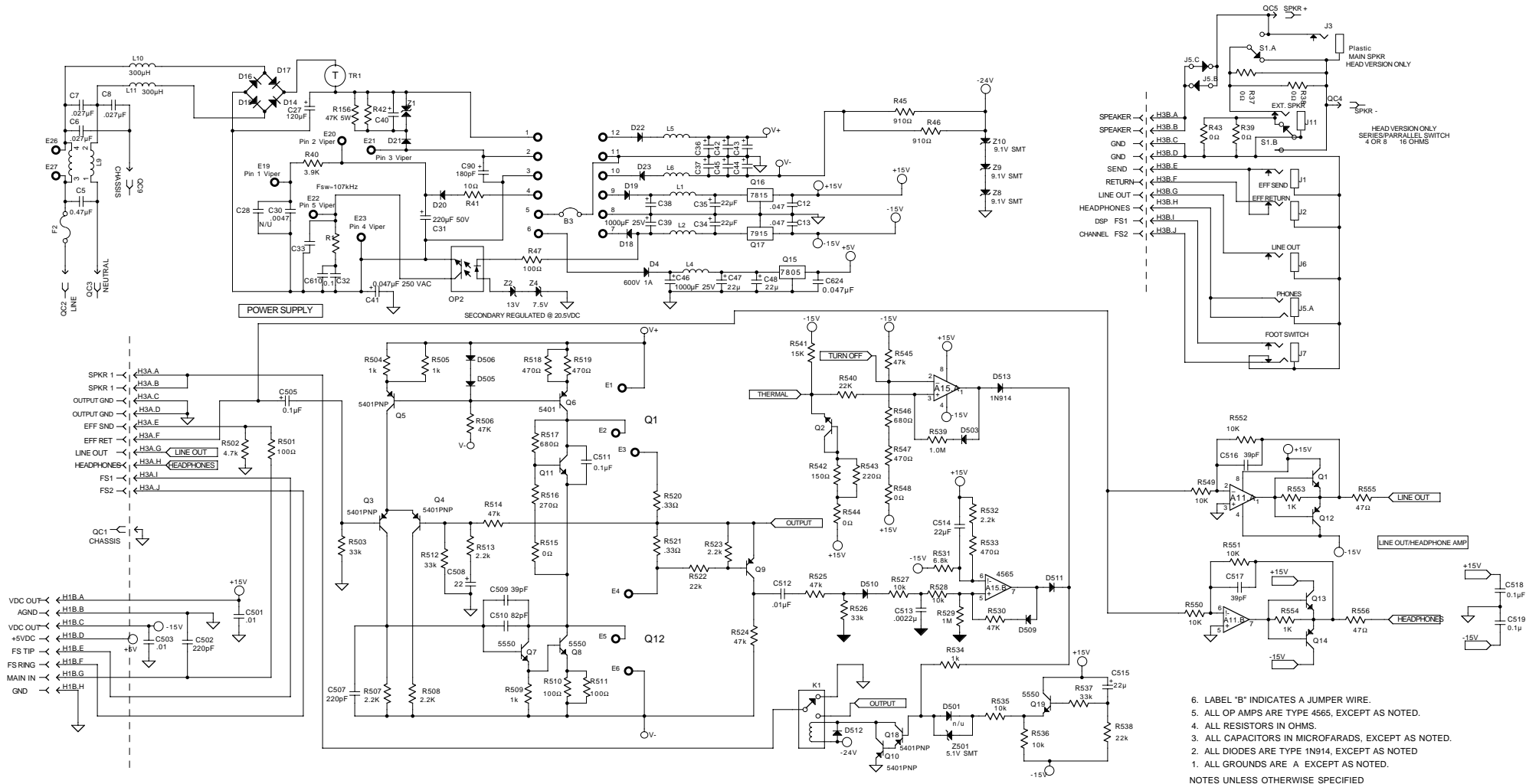
DRAWN BY: A.J.Ashley DATE: 9JAN03

APPROVED: DATE:

PCB NO: 30- 03300 REV: E

ASSY. NO: 80- 03300 REV: E

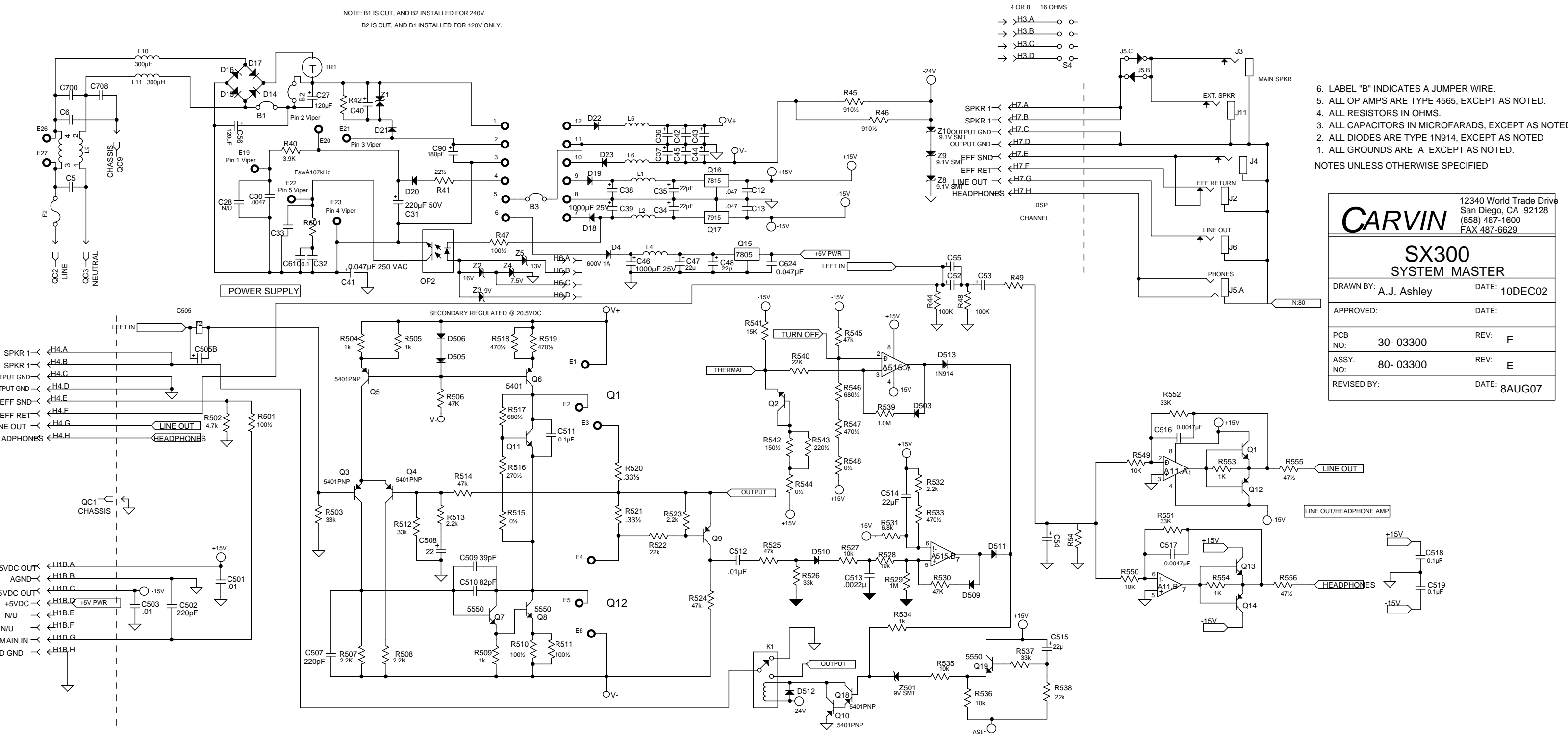
REVISED BY: DATE: 8AUG07



6. LABEL "B" INDICATES A JUMPER WIRE.
 5. ALL OP AMPS ARE TYPE 4565, EXCEPT AS NOTED.
 4. ALL RESISTORS IN OHMS.
 3. ALL CAPACITORS IN MICROFARADS, EXCEPT AS NOTED.
 2. ALL DIODES ARE TYPE 1N914, EXCEPT AS NOTED
 1. ALL GROUNDS ARE A EXCEPT AS NOTED.
- NOTES UNLESS OTHERWISE SPECIFIED

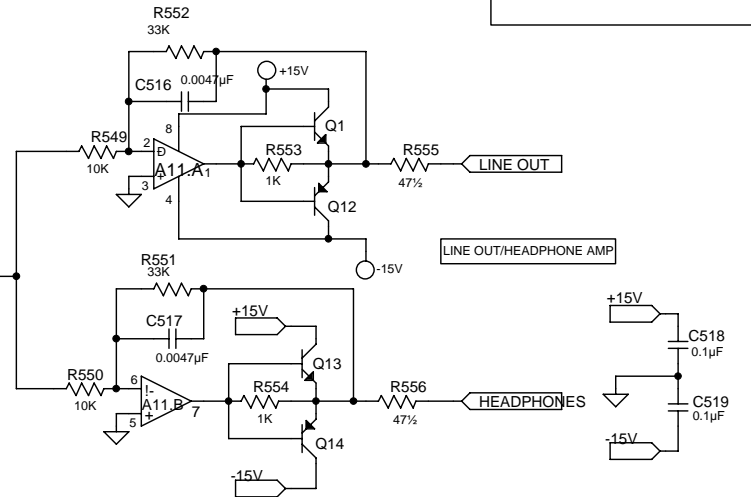
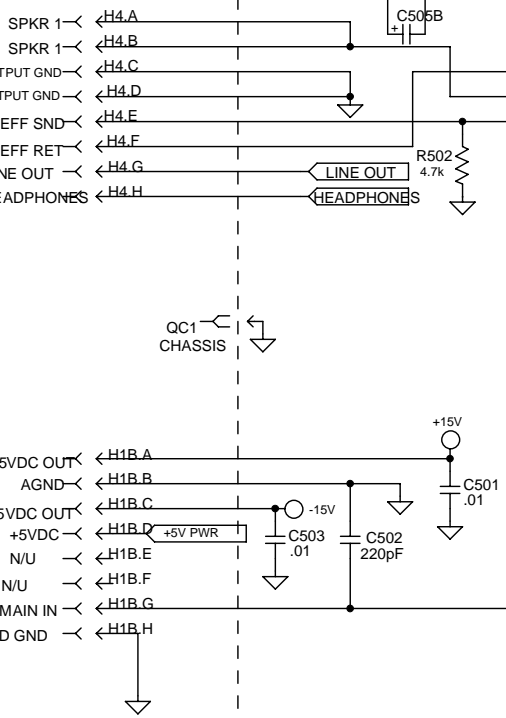
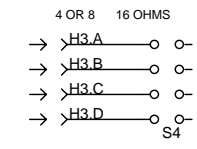
CARVIN		12340 World Trade Drive San Diego, CA 92128 (858) 487-1600 FAX 487-6629	
SX200 SYSTEM MASTER			
DRAWN BY: A.J. Ashley		DATE: 10DEC01	
APPROVED:		DATE:	
PCB NO: 30-03201		REV: C	
ASSY. NO: 80-03201		REV: C	
REVISED BY:		DATE:	

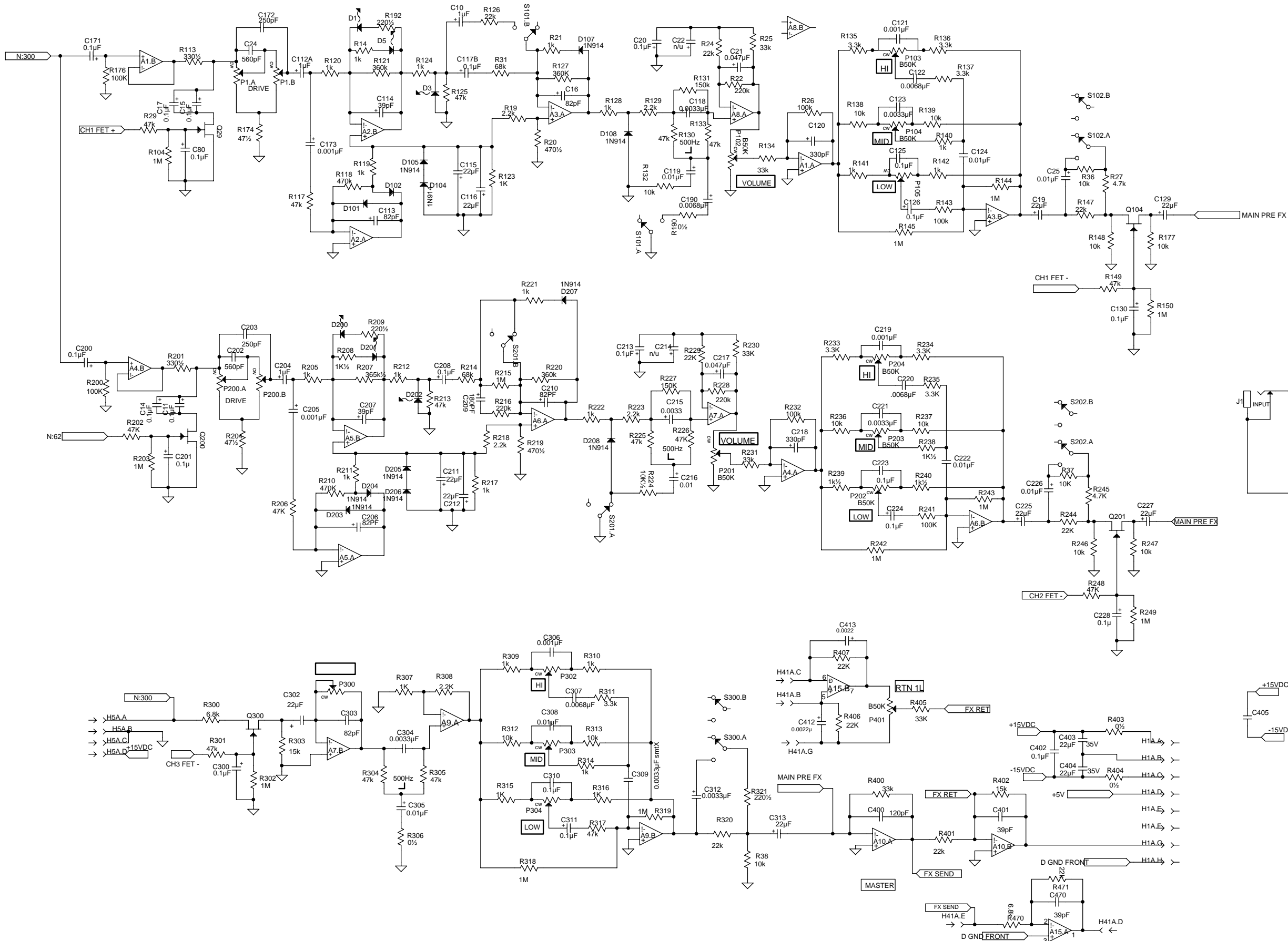
NOTE: B1 IS CUT, AND B2 INSTALLED FOR 240V.
B2 IS CUT, AND B1 INSTALLED FOR 120V ONLY.



- 6. LABEL "B" INDICATES A JUMPER WIRE.
 - 5. ALL OP AMPS ARE TYPE 4565, EXCEPT AS NOTED.
 - 4. ALL RESISTORS IN OHMS.
 - 3. ALL CAPACITORS IN MICROFARADS, EXCEPT AS NOTED.
 - 2. ALL DIODES ARE TYPE 1N914, EXCEPT AS NOTED.
 - 1. ALL GROUNDS ARE A EXCEPT AS NOTED.
- NOTES UNLESS OTHERWISE SPECIFIED

CARVIN		12340 World Trade Drive San Diego, CA 92128 (858) 487-1600 FAX 487-6629	
SX300 SYSTEM MASTER			
DRAWN BY: A.J. Ashley		DATE: 10DEC02	
APPROVED:		DATE:	
PCB NO: 30- 03300	REV: E		
ASSY. NO: 80- 03300	REV: E		
REVISED BY:	DATE: 8AUG07		





CARVIN		12340 World Trade Drive San Diego, CA 92128 (858) 487-1600 FAX 487-6629	
SX 300 Combo/Head PRE-AMP SECTION			
DRAWN BY:	A.J.Ashley	DATE:	9JAN03
APPROVED:		DATE:	
PCB NO:	30-03300	REV:	E
ASSY. NO:	80-03300	REV:	E
REVISED BY:		DATE:	8AUG07

