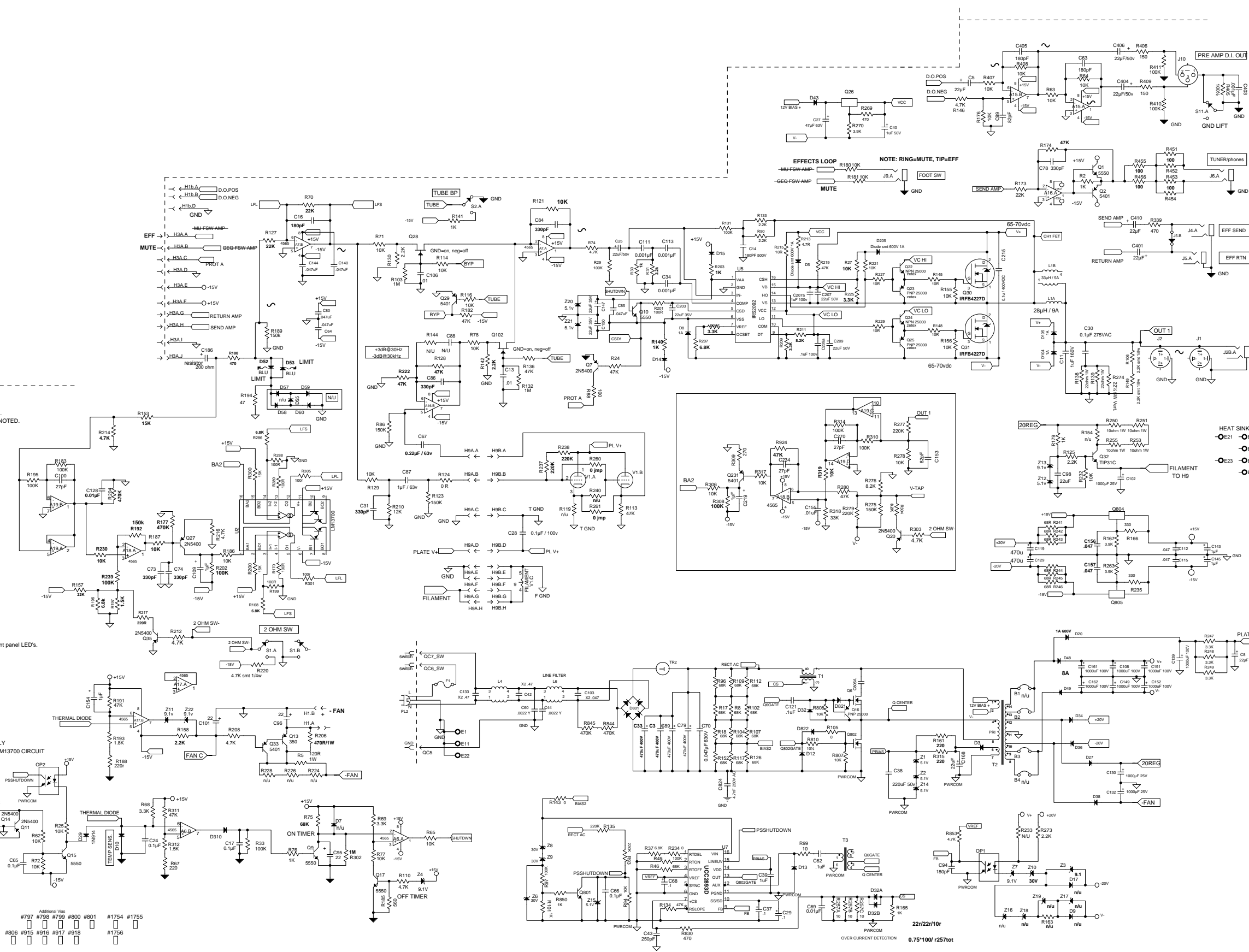
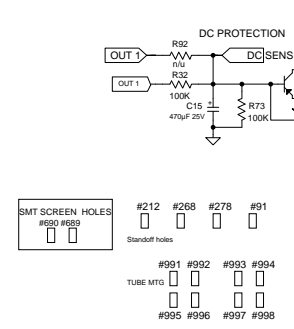


NOTES: UNLESS OTHERWISE SPECIFIED.  
 4. ADDED AS SECONDARY OPERATION.  
 3. ALL OP AMPS ARE TYPE 4555, EXCEPT AS NOTED.  
 2. ALL CAPACITORS IN MICROFARADS, EXCEPT AS NOTED.  
 1. ALL RESISTORS IN OHMS

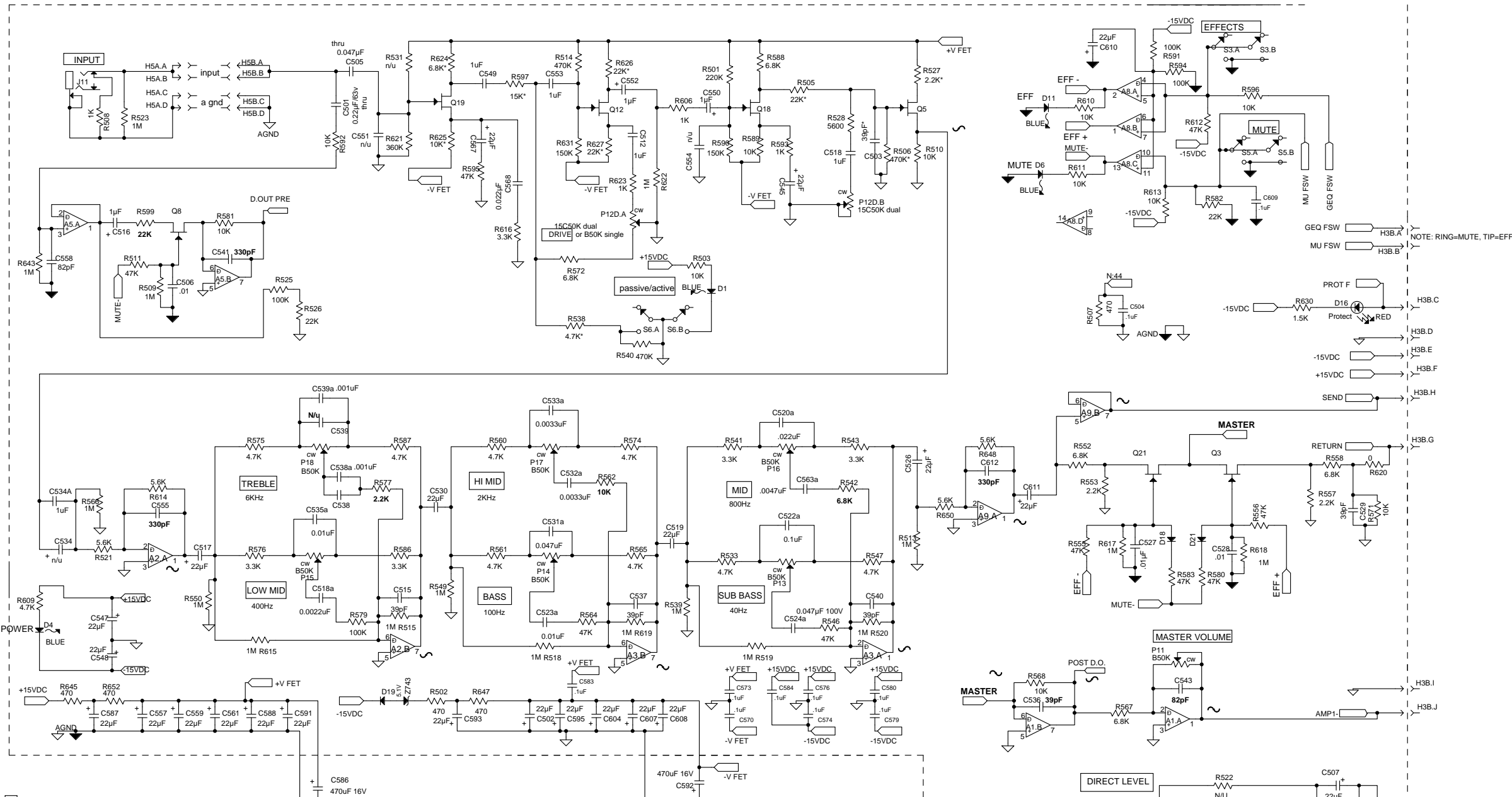
|                              |                    |  |                    |
|------------------------------|--------------------|--|--------------------|
| <b>CARVIN</b>                |                    | 12340 World Trade Drive<br>San Diego, CA 92128<br>(858) 487-1600<br>FAX 487-6629 |                    |
| <b>B1000<br/>AMP PCB</b>     |                    |  |                    |
| DRAWN BY:<br>ERIC PETERSEN   | DATE:<br>08AUG2008 | REV:<br>B  | DATE:<br>26NOV2013 |
| APPROVED:                    | DATE:              | REV:<br>B  | DATE:              |
| PCB NO:<br>30-45600          | REV:<br>1          | REV:<br>B  | DATE:<br>26NOV2013 |
| ASSY NO:<br>30-45600         | REV:<br>1          | REV:<br>B  | DATE:<br>26NOV2013 |
| REVISED BY:<br>ERIC PETERSEN | DATE:<br>26NOV2013 | <b>AMP UPDATED TO SAME LEVEL AS 30-45500K-L</b>                                  |                    |

- CHANGES TO REV(K):  
 1. New turn off circuit, and fan start up cap.
- CHANGES TO REV(J):  
 1. Flyback supply corrections and added feedback limiter and front panel LEDs.
- CHANGES TO REV(I) no production:  
 1. Flyback supply
- CHANGES TO REV(H):  
 1. Flyback supply
- CHANGES TO REV(G):  
 1. ADDED C65  
 2. CORRECT DRILL DRAWING FOR PROPER T.H. PLATING
- CHANGES TO REV(F):  
 1. CHANGE TO DISCRETE NON-REGULATED POWER SUPPLY  
 2. FRONT END COMPRESSOR CHANGED FROM OPTO TO LM13700 CIRCUIT  
 3. REMOVED OUTPUT RELAY



- HEAT SINK
- E21 ● E24
  - E25 ● E28
  - E23 ● E4

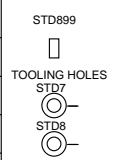
|                  |           |           |                          |             |
|------------------|-----------|-----------|--------------------------|-------------|
| SMT SCREEN HOLES | #212      | #268      | #278                     | #91         |
| #850 #858        |           |           |                          |             |
| Standoff holes   |           |           |                          |             |
| Additional Holes | #991 #992 | #993 #994 | #797 #798 #799 #800 #801 | #1754 #1755 |
| TUBE MT10        |           |           | #806 #915 #916 #917 #918 | #1756       |
|                  | #995 #996 | #997 #998 |                          |             |



4. ADDED AS SECONDARY OPERATION.
2. ALL CAPACITORS IN MICORFARADS, EXCEPT AS NOTED.
1. ALL RESISTORS IN OHMS

NOTES: UNLESS OTHERWISE SPECIFIED.

|                                |             |  |           |
|--------------------------------|-------------|--|-----------|
| <b>CARVIN</b>                  |             | 12340 World Trade Drive<br>San Diego, CA 92128<br>(858) 487-1600<br>FAX 487-6629 |           |
| <b>B1000<br/>Control Panel</b> |             |  |           |
| DRAWN BY:                      | E. PETERSEN | DATE:  | 30NOV2012 |
| APPROVED:                      |             | DATE:  |           |
| PCB NO:                        | 30-45600    | REV:   | B         |
| ASSY NO:                       | 80-45600    | REV:   | 002       |
| REVISED BY:                    | E. PETERSEN | DATE:  | 26NOV13   |



Rev.B: Remove input clip LED: D2, Q4, R524.  
updated amp from 45500K/L.

