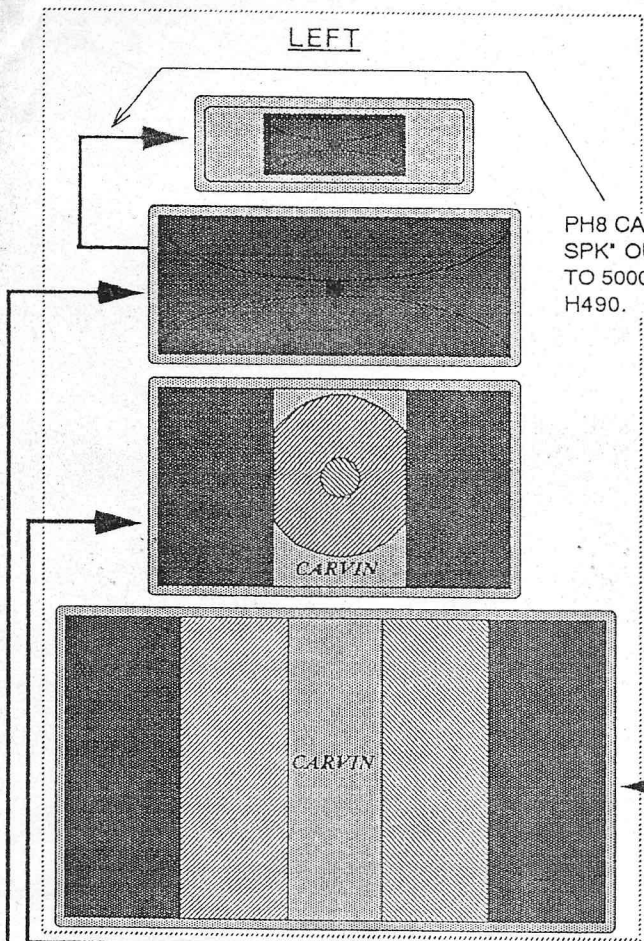


4-WAY TRI-AMP 3000 SOUND SYSTEMS

LEFT



PH8 CABLE FROM "EXT SPK" OUTPUT OF R550 TO 5000HZ INPUT OF H490.

RIGHT

ALL CONNECTIONS TO THE LEFT AND RIGHT SPEAKER ARRAYS ARE MADE THE SAME. THE RIGHT SIDE 3000E SUBWOOFER WILL RECEIVE ITS SIGNAL FROM CH#2 OUTPUT OF THE FET900 AMPLIFIER. THE 1200E WILL RECEIVE ITS SIGNAL FROM CH#2 OF THE FET400 (THERE ARE TWO SPEAKER OUTPUT JACKS PER CHANNEL). AND, THE RIGHT SIDE R550H WILL RECEIVE ITS SIGNAL FROM CH#1 OUTPUT OF THE FET400.

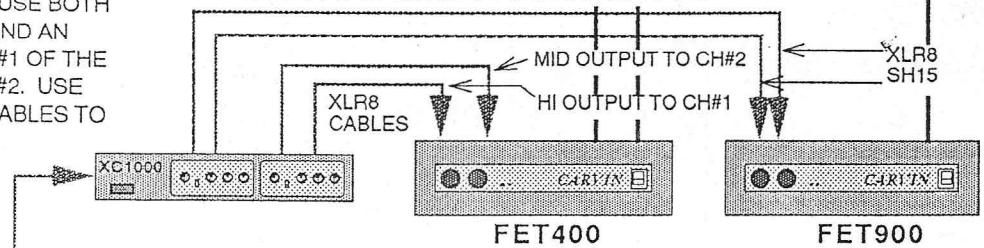
FROM CH#1 OUTPUT OF FET900 AMP TO "AMP INPUT" ON 3000E SPK. (PH50 CABLE)

FROM CH#2 OUTPUT OF FET400 AMP TO "AMP IN" OF 1200E SPK. (PH50 CABLE)

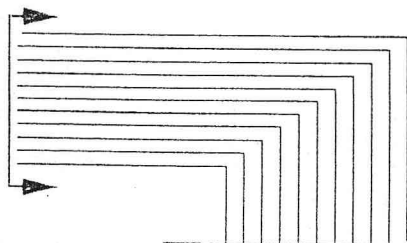
FROM CH#1 OUTPUT OF FET400 TO "AMP IN" ON R550 HORN. (PH50 CABLE)

FROM THE "LO OUTPUT" OF THE XC1000 USE BOTH AN SH15 (1/4" TO 14" SHIELDED CABLE) AND AN XLR8 CABLE. PLUG ONE CABLE INTO CH#1 OF THE FET900 AND THE OTHER CABLE INTO CH#2. USE XLR8 (REGULAR BALANCED SHIELDED CABLES TO CONNECT THE "MID OUTPUT" AND "HIGH OUTPUT" OF THE XC1000 INTO CH#1 AND CH#2 OF THE FET400.

FROM "LO OUTPUT" XC1000 TO CH#1 & CH#2 INPUTS



FROM MICROPHONES TO MIC INPUTS



FROM "MONO MAIN" OUTPUT OF CONSOLE TO INPUT OF "CHANNEL A" (XC1000). NOTE: XC1000 CROSSOVER MUST BE SELECTED TO THE (SWITCH DOWN) OR "TRI-AMP ON" POSITION.

USE XLR8, XLR25, XLR50, OR SH15 "SHIELDED CABLE.

MIXER

CARVIN CORP.

1155 INDUSTRIAL AVE.
ESCONDIDO, CA, 92025