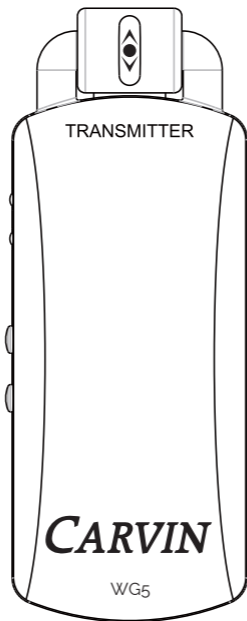


**CARVIN**  
amps · audio



**WG5**

WIRELESS GUITAR/BASS SYSTEM

## INTRODUCTION

The WG5 Wireless Guitar/Bass System is designed to give you the wireless freedom you have been looking for and the simplicity to make your life as a working musician easier. Compact design coupled with an intuitive, easy set up makes going wireless an enjoyable process.

## OPERATION

**Power On/Off:** First, press and hold the POWER button on the transmitter until the green ID LED turns on. Then press and hold the POWER button on the receiver until the green ID LED turns on. To turn the units off, hold down the POWER button until the green ID LED turns off.

**Channel Selection and Setup:** The WG5 default setting is Channel 1. To select a different channel, with the transmitter power on, press the POWER button. You will see the CHARGE LED flash red: once for Channel 1, twice for Channel 2, three times for Channel 3 and four times for Channel 4. Select the desired channel then press and hold PAIR on the transmitter until the ID LED flashes then press PAIR on the receiver until the ID LED lights on both units are solid green.

**Pairing the Receiver to the Transmitter:** If both the transmitter and receiver are turned on and the green ID LED is flashing on both units, the receiver needs to be paired to the transmitter. To do this, hold down the PAIR button on the receiver until the ID LED lights on both units are solid green.

## BATTERY CHARGING

The WG5 Wireless Guitar/Bass System contains an internal lithium re-chargeable battery for hours of continuous use. To charge the battery, simply connect the included USB charging cable to the transmitter and receiver and then connect to a standard USB charging source. Typical charge times is 2 hours for a full charge. When the system is low on charge, the ID LED will begin to flash.

## CAUTIONS AND SAFETY

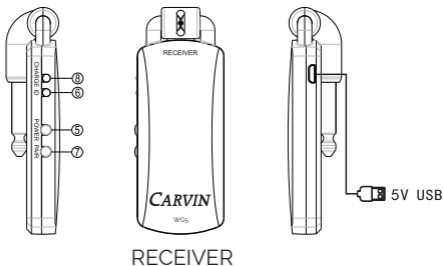
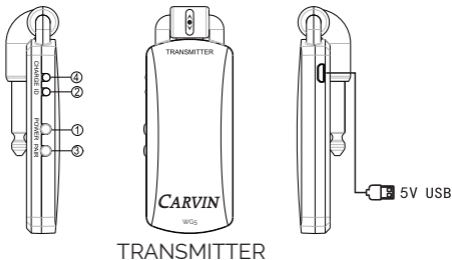
- » The WG5 contains both a transmitter and receiver that must be used together.
- » Unit will be damaged if dropped or liquid is spilled on it.
- » Clean with a damp cloth.
- » Prolonged listening at high volumes can cause permanent hearing damage.

## WG5 SPECIFICATIONS

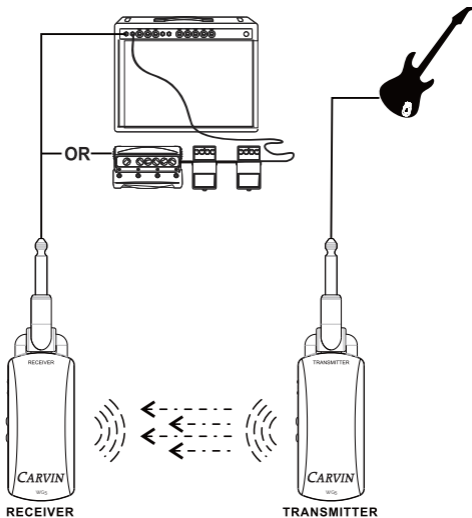
- » Number of Channels: 4
- » RF Power: 5mW (7dBm)
- » Frequency Response: 20Hz-20kHz (-3dB)
- » Maximum Input Voltage : 2.1Vpp
- » Signal to Noise Ratio: 95dB
- » Operating Band: 5.8GHz
- » Sample Rate: 24bit/48kHz Uncompressed Digital Transmission
- » THD+Noise: <.05% (1kHz @ -10dbFS)
- » Range: 150 Feet\*
- » Battery: Internal Lithium Rechargeable
- » Continuous Run Time: 4hr:30min
- » Charge Time: 2 Hours for full charge
- » Charging Voltage: 5V - USB
- » Charging Cable Included: Yes
- » Color: Black
- » Dimensions- Transmitter/Receiver: 3.7"W x 1.4"D x .5"H
- » \*Note: Range is dependent on RF environment including RF reflections, interference and absorption.

## WARRANTY

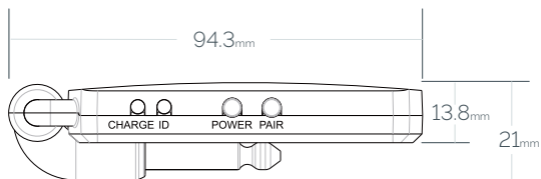
This CARVIN AUDIO product is guaranteed in normal use to be free from electrical and mechanical defects for a period of 90 days from date of purchase. Retain proof of purchase. This warranty is in lieu of any and all other guarantees or warranties, expressed or implied. There shall be no recovery for any consequential or incidental damages.



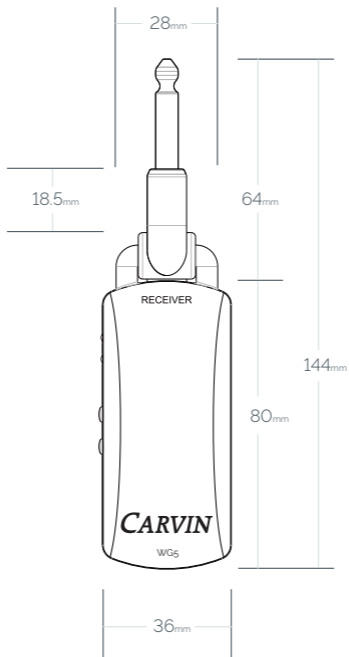
- ① Power button   ② Audio signal indicator LED   ③ Channel select button   ④ Power Indicator LED  
 ⑤ Power button   ⑥ Audio signal indicator LED   ⑦ Channel select button   ⑧ Power Indicator LED



## Dimensions



## Dimensions



**CARVIN**  
*amps · audio*  
carvinaudio.com

WG5 2019-4-25