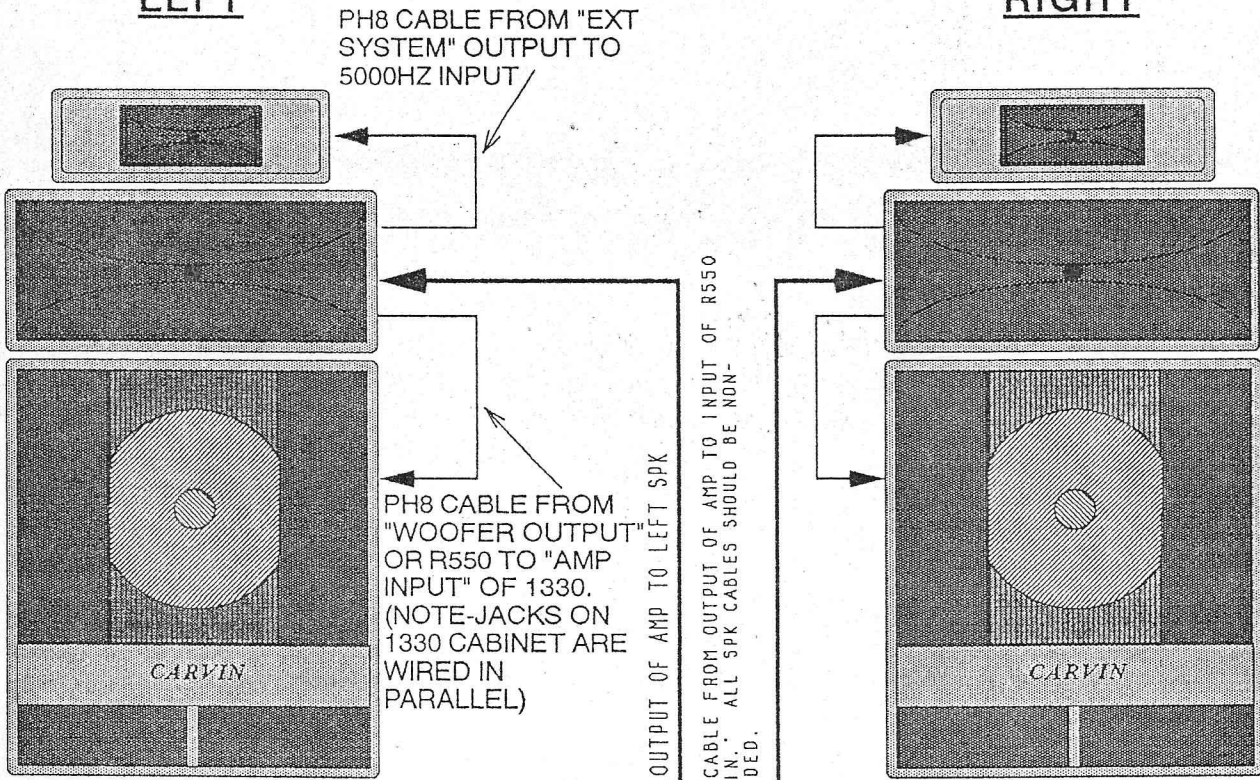


1330 3-WAY SYSTEMS

LEFT

RIGHT



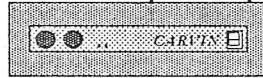
PH8 CABLE FROM "EXT SYSTEM" OUTPUT TO 5000HZ INPUT

PH8 CABLE FROM "WOOFER OUTPUT" OR R550 TO "AMP INPUT" OF 1330. (NOTE-JACKS ON 1330 CABINET ARE WIRED IN PARALLEL)

CH#1 OUTPUT OF AMP TO LEFT SPK
PH50 CABLE FROM OUTPUT OF AMP TO INPUT OF R550 - AMP IN. ALL SPK CABLES SHOULD BE NON-SHIELDED.

WHEN POWERING UP YOUR SYSTEM THE AMP SHOULD BE THE LAST ITEM TURNED ON AND THE FIRST ITEM TO BE TURNED OFF.

ALL CONNECTIONS IDENTICAL FOR RIGHT SIDE SPEAKERS.

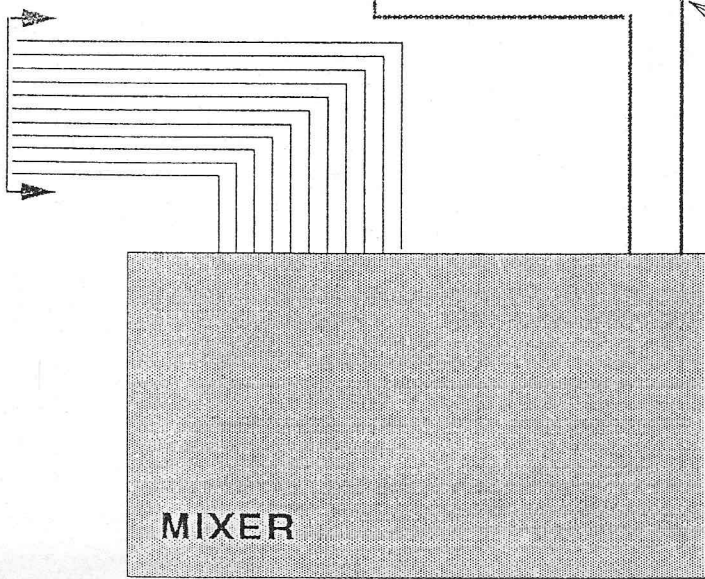


TO CHANNEL #1 AND CHANNEL #2 INPUTS (LEFT - CH#1 INPUT) (RIGHT - CH#2 INPUT)

USE XLR8, XLR25 OR SH15 SHIELDED CABLES

LEFT & RIGHT OUTPUTS OF THE MIXING CONSOLE. ALL CABLES SHOULD BE SHIELDED.

FROM MICROPHONES TO MIC INPUTS



CARVIN CORP.

1155 INDUSTRIAL AVE.
ESCONDIDO, CA, 92025