

S | C
PRO
REBEL
USER MANUAL



PROFESSIONAL SHAVER
WITH SUPER-TORQUE MOTOR

Important Safety Instructions

Please read all the user instructions carefully before using.

Warning

- Inspect shaver prior to first use to ensure it is not damaged.
- Do not charge the shaver in an environment where temperature is over 104 °F or under 32 °F .
- This shaver uses a re-chargeable lithium-ion battery.
- It must be disposed of in accordance with the local regulations.
- Do not disassemble the shaver, as it has sharp components.
- Incorrect assembly may result in injury.
- This shaver can be used by people with reduced physical, sensory or mental capabilities or lack of experience and knowledge under supervision or with proper instruction.
- DO NOT allow children to play with the appliance.
- Only use the accessories provided with the shaver.

Cleaning

- The shaver head (the foil and cutter) can be washed under water after being detached from the shaver. DO NOT immerse the shaver in water.
- DO NOT disassemble this shaver.
- Incorrect assembly may result in electric shock or fire.
- DO NOT use compressed air, steel wool, abrasive detergent or corrosive liquid (such as petroleum or acetone) to clean this shaver.

Important Safety Instructions

Please read all the user instructions carefully before using.

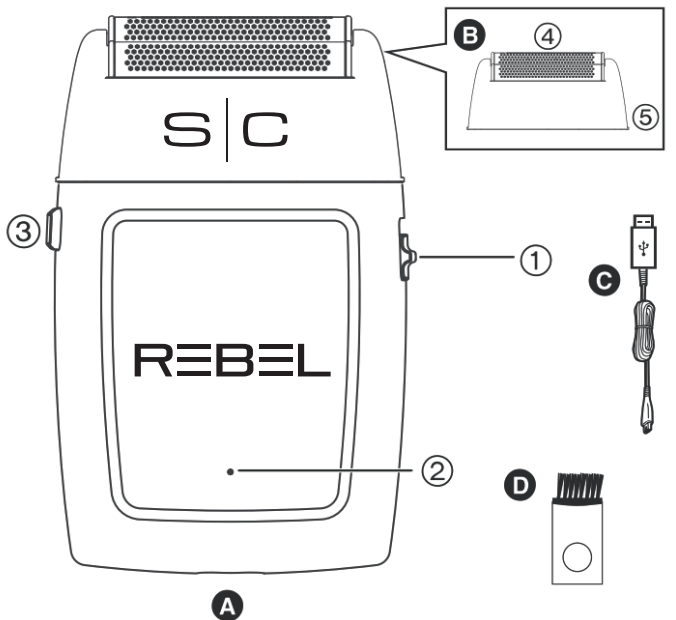
Storage

- Always store this shaver in a moisture-free area.
- DO NOT expose this shaver to direct and prolonged sunlight or other sources of heat.
- Keep out of reach of children.

Charging

- Shaver must be fully charged before initial use.
- Turn the shaver off before charging.
- Insert the terminal of adapter cord into the bottom of the shaver and plug the adapter unit into a power outlet.
- After charging is finished, first remove the adapter from the power outlet and then the adapter cord from the shaver. Shaver can be used corded or cordless.

Product Structure



A - SHAVER BODY

B - FOIL ASSEMBLY

C - Cord

1 - ON/OFF Switch

4 - Dual Foils

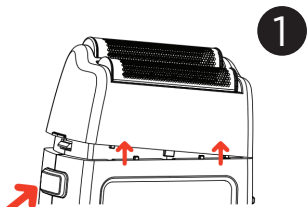
2 - LED Charging Indicator

5 - Foil Support

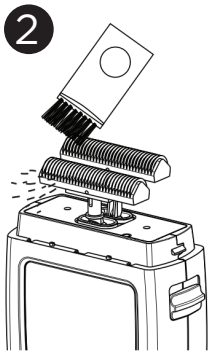
3 - Foil Lock Button

D - Cleaning Brush

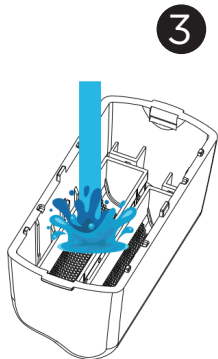
Shaver maintenance



Remove the foil assembly by pressing the foil lock button located on the left side of the shaver. Grasp the foil assembly on both sides and gently remove from the shaver.



Use the cleaning brush (included) to clean any debris on and around cutters.

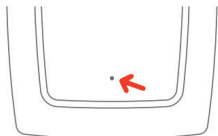


Rinse the foil assembly under running water. Allow time to dry completely before reassembling onto the shaver. Rusting may occur if components are not completely dry.

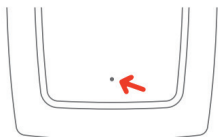
LED charging indicator light



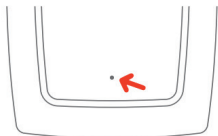
During operation, LED charging indicator light stays green



When the battery is low, LED charging indicator light flashes in red.



During charging, LED charging indicator light flashes in green.



When charging finishes, LED charging indicator light stays in green.

WARRANTY INFORMATION

ONE (1) YEAR LIMITED WARRANTY: USA AND CANADA

STYLECRAFT LLC. (StyleCraft) ("we", "us", or "our") warrants product against defects in materials and workmanship for one (1) year from original purchase date ("Warranty Period"). If you cannot prove original purchase date, Warranty Period runs one (1) year from date of product manufacture. If we receive a valid claim, we will repair or replace with product of equal or greater value at our option.

This Warranty does not cover normal wear and tear such as shorts in the power supply cord or plug, or excessive product build-up or damage due to accident, misuse or abuse such as: dropping (broken housing, broken hinges, rattling noise, vibration, etc.), wrong voltage supply, or neglect in safety precautions; or tampering such as repair or attempted repair by unauthorized person, or use of unauthorized attachments.

What to do if you have a claim: If the product fails to operate properly under normal use because of a covered defect; return merchandise authorization and within the Warranty Period, please call (888) 864-6409 for further directions on how to send back to us for repair or replacement (postage and handling charges of \$14.95 will apply). Please properly package product against possible damage. We are not responsible for products lost or damaged in transit.

IMPORTANT: Do not send cash. Further instructions and return address will be provided for the claim process when you call our service center at (888) 864-6409. Items sent back without a return authorization will be refused and returned at the customers expense.

TO THE MAXIMUM EXTENT PERMITTED BY LAW, THIS WARRANTY AND THE REMEDIES AND CONDITIONS SET FORTH ARE EXCLUSIVE AND IN LIEU OF ALL OTHER WARRANTIES, REMEDIES AND CONDITIONS, WHETHER ORAL OR WRITTEN, EXPRESS OR IMPLIED. WE SPECIFICALLY DISCLAIM ANY AND ALL IMPLIED WARRANTIES, INCLUDING, WITHOUT LIMITATION, WARRANTIES OF MERCHANTABILITY AND FITNESS FOR A PARTICULAR PURPOSE. IF WE CANNOT LAWFULLY DISCLAIM OR EXCLUDE IMPLIED WARRANTIES UNDER APPLICABLE LAW, THEN TO THE EXTENT WE CANNOT DISCLAIM WARRANTIES, ALL SUCH WARRANTIES, INCLUDING WARRANTIES OF MERCHANTABILITY AND FITNESS FOR A PARTICULAR PURPOSE SHALL EXPIRE ON EXPIRATION OF THE WARRANTY PERIOD. WE EXPRESSLY EXCLUDE, AND WE WILL NOT PAY, CONSEQUENTIAL OR INCIDENTAL DAMAGES FOR THE BREACH OF ANY WARRANTY, AND WE ASSUME NO RESPONSIBILITIES FOR YOUR LOSS OF USE OF THE PRODUCT, OR FOR ANY OTHER INCONVENIENCE OR CONSEQUENTIAL EXPENSE. YOUR LEGAL RIGHTS: Some countries, states, provinces and/or jurisdictions do not allow limitations on implied warranties and/or do not allow the exclusion of incidental or consequential damages, so the above limitations and exclusions may not apply to you.

If you have questions regarding warranty, you may reach the service center at (888) 864-6409. STYLECRAFT LLC., 1120 S. Rogers Circle Boca Raton, FL 33487.

WARRANTY - GARANTÍA

Model - Modelo

Serial No. - N.º de serie

Date of purchase - Fecha de compra

--	--	--	--	--	--	--

Dealer stamp - Sello del vendedor

Proof is the date shown on the receipt/invoice.
Da fe la fecha indicada en el comprobante/factura.

S | C
PRO
REBEL

WWW.STYLECRAFTUS.COM | FOLLOW US:   @STYLECRAFTPRO

 @GAMMASTYLECRAFTPRO

888.864.6409

