



## The simple, stable and comfortable toilet seat raiser.

### Stable and comfortable

Hi-Loo with brackets is a raised toilet seat which is extremely stable and yet easy to remove. Recesses at the back and front provide for convenient intimate hygiene. Hi-Loo is available both with and without lid and in two different heights: 6 and 10 cm.



#### With lid

Hi-Loo is also available with lid.



#### Secure fitting

The brackets are covered with friction rubber and adjustable to fit the shape of the toilet bowl. Hi-Loo fits all common types of toilet.





#### Easy to lift off

Hi-Loo is easy to fit onto the toilet bowl and can be removed without altering the setting of the brackets. This makes cleaning of both the seat and porcelain easy.

Descriptions	Height	Weight	Item no.
Hi Loo with Brackets 6 cm	60 mm 2½"	1.1 kg 2.4 lbs	80301065
Hi Loo with Lid and Brackets 6 cm	60 mm 2½"	1.1 kg 2.4 lbs	80301067
Hi Loo with Brackets 10 cm	100 mm 4"	1.5 kg 3.3 lbs	80301101
Hi Loo with Lid and Brackets 10 cm	100 mm 4"	1.5 kg 3.3 lbs	80301105

<b>Dimensions</b> Outer depth 390 mm 15½" Outer width 360 mm 14" Opening depth 270 mm 10½" Opening width 200 mm 7½"	<b>Materials</b> Raiser Polypropylene Brackets ABS/PC	 max 85°C / max 185°F for maximum of 3 minutes	max 150 kg / max 330 lbs 
---	---	--	---

Clean the product with a solvent-free cleaning agent (pH level 6–9), or with a 70% disinfectant solution. Can be decontaminated at max. 85°C / 185°F if so required.

A stable, secure and discreet toilet seat raiser which is appreciated for its functionality.

### Discreet design

Hi-Loo with fixed mounting is a discreet toilet seat raiser which fits the majority of toilets. The ergonomically designed seat has recesses at the back and front, providing convenient intimate hygiene. Hi-Loo with fixed mounting is available in two heights: 6 cm and 10 cm.

### Stable mounting and easy cleaning

Hi-Loo remains securely in place. It has two large friction elements which give a firm contact with the toilet. If extra stability is required for sideways transfers the friction elements can be exchanged for brackets. The seat can both be folded up and removed which makes cleaning easy.



#### Snap lock

The snap lock makes it easy to detach the seat unit for cleaning.



#### Min. 355 mm

Hi-Loo fits most types of toilets. The distance from the attachment holes to the inner front edge must be minimum 355 mm.





#### Accessory

Hi-Loo brackets to stabilise and secure the Hi-Loo raiser

Description	Height	Weight	Item no.
Hi Loo Fixed without Armrest 6 cm	60 mm 2 1/2"	2.4 kg 5.3 lbs	80301106
Hi Loo Fixed without Armrest 10 cm	100 mm 4"	3 kg 22 lbs	80301107
Brackets			80301030

<b>Dimensions</b> Outer depth 390 mm 15 1/2" Outer width 360 mm 14" Opening depth 270 mm 10 1/2" Opening width 200 mm 7 1/2"	<b>Materials</b> Raised seat unit Polypropylene Mountings Aluminium	 max 85°C max 185°F for maximum of 3 minutes	max 150 kg max 330 lbs 
--	---	---	--

Clean the product with a solvent-free cleaning agent (pH level 6–9), or with a 70% disinfectant solution. Can be decontaminated at max. 85°C / 185°F if so required.

Practical toilet seat raisers with flip-up arm supports offering stability and a discreet design.

#### Practical two in one solution

Hi-Loo toilet seat raiser with arm supports is a practical two in one solution. The raised seat facilitates sitting down and standing up and the arm supports provide extra support and safety. If required, they can be permanently fixed in the folded down position.

#### Stable and safe mounting

Hi-Loo can be fitted on most toilets and stays securely in place. The raisers has two large friction elements which gives a firm contact with the toilet. If extra stability is required for sideways transfers, the friction elements can be exchanged for brackets. The arm supports are detachable. If space around the toilet is limited, Hi-Loo can be used with only one arm support. Hi-Loo is designed to fit both floor and wall mounted toilets and no tools are required for mounting.



*The arm supports have a comfortable rounded grip.*



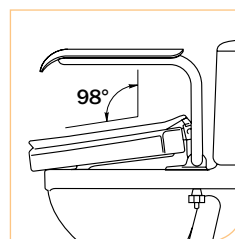
#### Snap lock

The snap lock makes it easy to detach the seat unit for cleaning.



#### Min. 355 mm

Hi-Loo fits most types of toilets. The distance from the attachment holes to the inner front edge must be minimum 355 mm.



#### Angled

Hi-Loo Angled is recommended for users with impaired knee and hip mobility.

## Accessories



**Description** Toilet paper holder  
**Item no.** 83030001  
 Compl. fitted to the arm supports.



**Description** Crossbar  
**Item no.** 83030304  
 605 mm



**Description** Attachment for signal device  
**Item no.** 830303027



**Description** Brackets, pair  
**Item no.** 83031030  
 Hi-Loo brackets to stabilise and secure the Hi-Loo raiser



**Description** Attachment kit  
**Item no.** 83031052  
 Facilitates mounting on porcelain when space is limited for the attachment.



Description	Height	Weight	Item no.	Materials
Hi Loo Fixed with Armrest 6 cm	60 mm 2 1/2"	4.9 kg 10.8 lbs	83031316	Raised seat unit Polypropylene
Hi Loo Fixed with Armrest 10 cm	100 mm 4"	5.8 kg 12.8 lbs	83031317	Arm supports Polypropylene, powder coated steel tubing
Hi-Loo with arm supports, angled	100 mm 4"	5.5 kg 12.1 lbs	83031318	Mountings Aluminium

Dimensions	
Arm support height from top of seat	23 cm 9"
Width between arm supports	49 cm 19 1/4"
Overall width incl. arm supports	60 cm 23 1/2"

alkali ph min 6	max 85°C max 185°F for maximum of 3 minutes	max 150 kg max 330 lbs	CE
--------------------------	---	---------------------------	----

Clean the product with a solvent-free cleaning agent (pH level 6–9), or with a 70% disinfectant solution. Can be decontaminated at max. 85°C / 185°F if so required.



“Everyone should be able to live a free and independent life and pursue their dreams regardless of any physical circumstances.”

✓ = Standard Stock Item