



# **IC333 BED SYSTEM OPERATING MANUAL & WARRANTY**



**1. SPECIAL NOTES**

**2. GENERAL GUIDELINES**

**3. UNPACKING**

**4. ASSEMBLY**

**5. OPERATION**

**6. HEADBOARD INSTALLATION**

**7. WARRANTY TERMS**

# SPECIAL NOTES:

Signal words are used in this manual and apply to hazards or unsafe practices which could result in personal injury or property damage. Refer to the table below for definitions of the signal words.

This model meets Australian and New Zealand Standards and is registered by the Therapeutic Goods Administration.

SIGNAL WORD	MEANING
<b>DANGER</b>	Danger indicates an imminently hazardous situation which if not avoided, will result in death or serious injury.
<b>WARNING</b>	Warning indicates a potentially hazardous situation which, if not avoided, could result in death or serious injury.
<b>CAUTION</b>	Caution indicates a potentially hazardous situation which, if not avoided, may result in property damage

## NOTICE

*The information contained in this document is subject to change without notice*

# GENERAL GUIDELINES:

## OPERATING INFORMATION

- DO NOT use near explosive gases
- Keep the product a minimum of 30cm away from any direct heat source
- Close supervision is necessary when this product is used by or near children
- Check all parts for shipping damage and test before using. In case of damage, DO NOT use. Contact a qualified technician for further instructions
- After any adjustments, repair or service and before use, make sure all attaching hardware is tightened securely.
- DO NOT let any individual underneath the bed or in between the raised bed frame components at anytime.
- When the bed is not to be used for an extended period of time, unplug the electric bed from the wall outlets.
- If a liquid is spilled in or around the electric bed, unplug the electric bed before cleaning, clean up the spill and allow the electric bed or the area around the electric beds to dry thoroughly before using the electric controls again.
- Body weight should be evenly distributed over the surface of the bed. DO NOT lie, sit or lean in such a way that your entire body weight is placed only on raised head or foot sections of the bed.
- When operating/moving manual electric beds, always ensure that the individual utilizing the bed is positioned properly within the confines of the bed. DO NOT let any extremities protrude over the side or between the bed rails when performing these functions.
- After the manual/electric bed has been assembled, always test to make sure that all sections of the manual/electric bed are properly and securely in place before using.
- If the unit is not working properly, call a qualified technician to examine the unit and repair it.
- Keep all moving parts, including the main frame, mattress deck (head and foot springs/sections) and all drive shafts, free of obstruction (i.e. blankets/sheets, heating blankets/pads, tubing, wiring, etc. and other types of products using electric cords which may get tangled around the bed, side rails or legs) during operation of manual/electric bed.
- The manual/electric bed is equipped with locking castors. When transferring into or out of the manual/electric bed, always lock the locking castor(s). Inspect the wheel locks for correct locking action before actual use. Even with castors properly locked, some flooring surfaces such as tile or wood, will allow the bed to move under some conditions. To use on surfaces such as these must be evaluated by the care provider.

# UNPACKING:


## RECEIVING

1. Count cartons before signing shipping papers
2. Designate someone at the facility to receive and inspect all merchandise. Use the master order acknowledgement to check off items as they are received.
3. Compare the number of cartons shipped with the number of cartons actually received and note such on the consignee copy of the freight bill. Make sure to have the truck driver sign the copy acknowledging the account.
4. If a shortage occurs, IMMEDIATELY contact Sleep Systems Customer Service department.

## UNPACKING



**NOTE: Check all the parts for shipping damage. In case of shipping damage, DO NOT use. Contact Sleep Systems for further instructions.**

**TIP! ROLL BED OUT OF BOX ON THE FLAT & THEN STAND ON ITS SIDE AS SEEN BELOW.**



# ASSEMBLY:

1: Remove power cord, hand piece and retainer bar from underneath the bed



2: Insert retainer bar into the holes at the end of bed



3: Move bed into desired position, plug into power. Then raise the bed and lock all the castors



# OPERATION:

## IC333 ELECTRIC BED OPERATION

### WARNING!

**NEVER** operate if the unit has a damaged cord or plug. If it is not working properly, call a qualified technician for examination and repair.

Keep all electrical cords away from heated or hot surfaces.

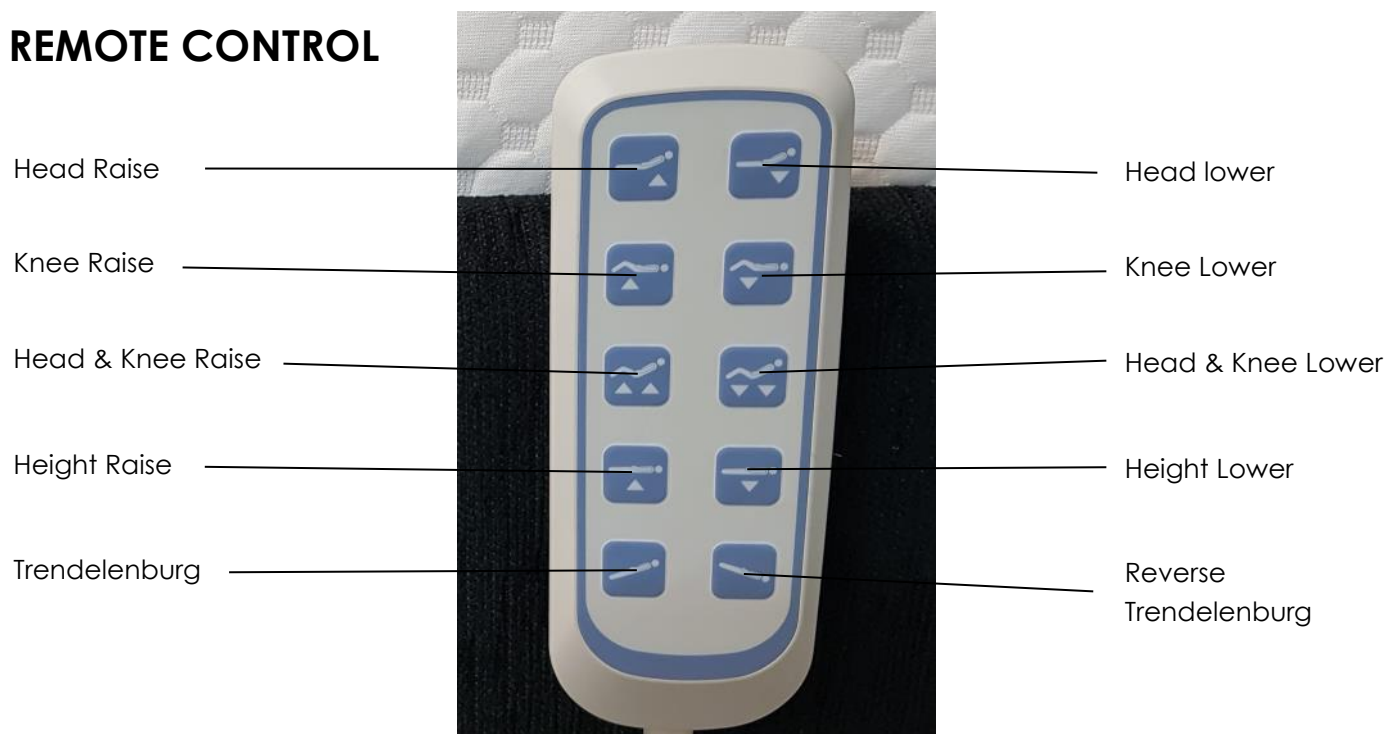
Ensure all cables and cords are routed such that they will not become entangled or pinched. Otherwise damage or injury may result.

### CAUTION!

Allow a slight pause between adjustments and avoid pressing multiple buttons at the same time. If pendant buttons are depressed too rapidly or multiple buttons are pressed at the same time, the desired feature may not activate. Simply release the pendant button, permit a slight pause and then activate the next operation.

1. Before placing the bed into use, test it by operating it through all phases of its operation.
2. If any problems arise during the test, recheck all electrical and mechanical connections.
3. IC333 electrical beds use a ten function hand piece for all bed operations


## REMOTE CONTROL






# HEABOARD INSTALLATION:

STEP ONE: Unpack headboard



STEP 2: Place headboard in position (this may require two people)



STEP 3: Screw headboard bolts into the holes provided. **Tip:** screw in the top ones for a start.





# LIMITED WARRANTY TERMS & CONDITIONS:

Sleep Systems warrants the IC333 Height Adjustable Bed and parts to the Customer against defective materials and defective workmanship, from date of invoice.

Steel Frame of Bed - 10 Year Limited Warranty

Actuators - 5 Year Limited Warranty

Hand Piece - 2 Year Limited Warranty

Control Box - 5 Year Limited Warranty

Upholstered Surround and Fabric - 3 Year Limited Warranty

Castor wheels - 5 Year Limited Warranty

Any warranty does not apply in circumstances where:

- a. The goods or services are not defective;
- b. The goods were used or services required for a purpose other than which they are intended;
- c. The goods were repaired, modified or altered by any person other than Sleep Systems;
- d. The defect has arisen due to misuse, neglect or accident;
- e. The defect has arisen due to the incorrect installation of the goods;
- f. The goods have not been stored or maintained as recommended by Sleep Systems or agents;
- g. The defect has arisen due to normal; wear and tear on the goods; or
- h. The Customer is in breach of the conditions.

## **In order to make claim under this warranty, a person must:**

- a. Provide written details/pictures of any defect in the products together with documentary proof of the date of purchase of the product within 30 days of identifying the defect;
- b. Allow Sleep Systems or its employees or agents to inspect the products;
- c. Provide any information requested by Sleep Systems in relation to the products or installation of the products.

Where Sleep Systems supplied goods via a third party, the third party's warranty is the only warranty provided to the Customer.

Sleep Systems will use its best endeavours to meet any estimated dates but will in no circumstances whatsoever be liable for any loss or damage suffered by the customer or third party for failure to meet any estimated date.

The warranty is personal to the purchaser and is not able to transferred or assigned.

# CONDITIONS

This warranty covers products where Sleep Systems has established there has been a manufacturing or material defect within the warranty period. Sleep Systems will at its discretion either repair or replace the faulty products. The original warranty expiry date will still apply to the repaired or replaced products. All warranty issues and returns are to be directed to the Original Equipment Manufacturer or Supplier of the original equipment the Sleep Systems products has been used in. Sleep Systems obligation is to the original Equipment Manufacturer that has purchased the products and incorporated them into the finished equipment. Fair wear and tear is not covered by warranty. Warranty will be void where the products have been altered, varied, modified, adjusted, repaired or attended to in any way without Sleep Systems written consent or in the event that the products have been damaged, abused or used improperly or negligently in any way. This statement does not confer, extend or vary any rights to parties or alter or extend any warranties offered by the Original Equipment Manufacturer. Sleep Systems has sold the products to the Original Equipment Manufacturer subject to our terms and conditions of sale.

# LIABILITY

Except as specifically set out in these conditions, or contained in any warranty statement provided with the goods or services, any term condition or warranty in respect of the quality, merchantability, fitness for purpose, condition, description, assembly, manufacture, design or performance of the goods or services, whether implied by stature, common law, trade usage, custom or otherwise, is expressly excluded.

Replacement or repair of the goods or retroversion of the services is the absolute limit of Sleep System Liability arising under or in connection with the description, quality, condition, performance, assembly, manufacturer, design, merchantability or fitness for purpose of the goods or services or alternatively the sale, use of, storage or any other dealings with the goods or service by the customer or any third party.

Sleep Systems is not liable for any indirect or consequential losses or expenses suffered by the Customer or any third party, howsoever caused, including but not limited to loss of turnover, profits, business or goodwill or any liability to any other party.

Sleep Systems will not be liable for any loss or damage suffered by the Customer where Sleep Systems has failed to meet any delivery date or cancel or suspends the supply of goods or services.

Nothing in these conditions is to be interpreted as excluding, restricting or modifying or having the effect of excluding, restricting or modifying the application of any state or federal legislation applicable to the sale of goods or the provision of services which cannot be excluded, restricted or modified.

The Customer indemnifies Sleep Systems against all liabilities and cost (including) all legal costs on an indemnity basis, expense, losses, damages or claims in any way as a result of the Customer failure to comply with any part of these conditions.