

## Bathroom *Bariatric*

### Bariatric Static Commode

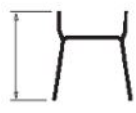






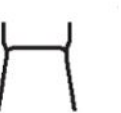

The RM3327 Bariatric Static Commode / Over Toilet Aid is an affordable bathroom appliance for those needing a little assistance with height and safety. when toileting. Consisting of durable steel powder coated frame with blown moulded extra large seat for that extra security. Supplied with Splash guard and pale with lid.

- \* Durable powder coat finish steel frame
- \* Height adjustable
- \* Detachable foam padded backrest
- \* Blow molding armrest and extra-large seat
- \* Height adjustable in 7 increments(8 holes)
- \* Non-slip rubber tips
- \* Weight capacity 226kg



Product Code: RM3327

#### Specifications

overall height	overall depth	overall width	seat depth	seat width	seat height	armrest height	unit weight	weight capacity
								
72-90	56	69	47	59	44-62	24	7.5	226

Measurements in cm, Weight in kg