





# Holland Pavers

**Colour Options:** Rustic, Charcoal, Red, Desert, Brown, Mocca, Natural

A simple brick shape combined with the renowned durability of interlocking concrete pavers.

Holland offers a classic European look to any project. Great for sidewalks, patios and driveways. The look of brick with the durability of a concrete paving stone.

Choose from a variety of colours to create strong, beautiful, unique sidewalks, driveways or walkways... or use them for many other residential or commercial settings.

**Product # HP88002 - 8" x 8"**

**Product # HP48001 - 4" x 8"**





# Roman Pavers

Colour Options: Desert, Charcoal, Slate, Mocca



Roman Stones are a popular foundation to any backyard, patio or poolside. They are a system of weathered, interlocking pavers available in various colours and patterns. The Roman Stones are durable and strong and add a unique design concept to any home.

Roman Combo Packs are available in Charcoal, Mocca and Slate Grey.

## Product #

**RP81201 - 8" x 12"**

**RP81002 - 8" x 10"**

**RP86003 - 8" x 6"**

**RP84004 - 8" x 4"**





# Red River Pavers

Colour Options: Charcoal, Brown, Marble Grey


RRP06003  
12" x 6" x 2.375"



RRP12002  
12" x 12" x 2.375"



RRP18001  
12" x 18" x 2.375"





# Flagstone Pavers


Colour Options: Charcoal, Slate, Mocca



# FS51001  
1.5 Square ft/block



**FLAGSTONE HAS RUGGED EDGES ALLOWING FOR UNIQUE PATTERNS THAT HELP TO MAKE A BACKYARD EXPERIENCE. GREAT CHOICE FOR WALKWAYS & PATIOS. FLAGSTONE PAVERS HAVE THE ABILITY TO LOOK NATURAL AND APPEAR LIKE AUTHENTIC STONE.**






# Boardwalk Pavers

Colour Options: Charcoal, Brown

**6 x 20 x 3 1/8  
BOARDWALK**

*Available in Charcoal and Brown*  
**WOODGRAIN AND SMOOTH FINISH**

**Woodgrain Block - BW62001 | Smooth Block - BW62002**  
*96 pieces or 80 sq. ft. to a pallet*



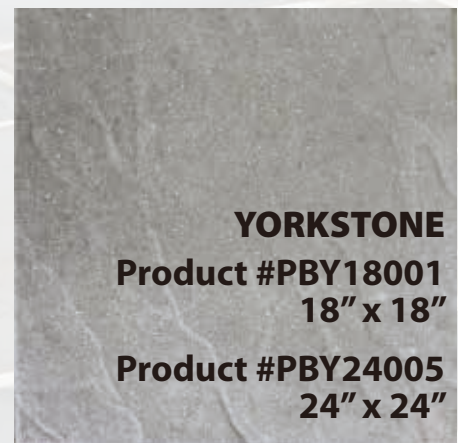


# Patio Blocks

A new patio can offer you an enjoyable outdoor environment to entertain. Patios complement landscaped gardens and surroundings as well as improve the appearance and value of your property. Different materials can be applied in methods such as banding, borders and inlays. These applications can define certain areas and add a focal point to your patio.



**COBBLESTONE**  
Product #PBC24005  
24" x 24"



**YORKSTONE**  
Product #PBY18001  
18" x 18"  
Product #PBY24005  
24" x 24"



**AVAILABLE IN NATURAL ONLY**

**DIAMOND FACE**  
Product #PBD24004  
24" x 24"  
Product #PBD30002  
24" x 30"



**AVAILABLE IN NATURAL ONLY**

**BLOCK PATTERN**  
Product #PBB24003  
24" x 24"



# Patio Blocks Yorkstone

Colour Options: Charcoal, Brown, Mocca, Natural

The combination of colour, character and incredible durability make Yorkstone an ideal choice for paving slabs. Proven to stand the rigors of time, weather & heavy foot traffic Yorkstone can be considered an investment for a lifetime.

# **PBY24006 - 24" x 24"**

# **PBY18001 - 18" x 18"**





# KeyBlock

Colour Options: Charcoal, Desert

8" x 12"  
KB81201

8" x 12R"  
KBR81204

8" x 8"  
KB88002

8" x 8R"  
KBR88005

8" x 4"  
KB84003

KeyBlock retaining wall system, create a natural looking attractive wall. There are 5 styles in a variety of sizes to construct the following for your patio or backyard. KeyBlock can be used for projects such as: curved or straight walls, pillars, stone fences, benches, fireplaces and BBQ stands.





# Garden Walls

Colour Options: Rustic, Charcoal

A stone wall can enhance your yard. Our freestanding wall system is ideal for a wide range of applications in outdoor projects. Retaining wall projects include: Corners, curves, driveways, entrances, edging, freestanding walls, patios, stairs, steps and walkways.

**Garden Stone Wall  
RW12801**

**Garden Wall Cap  
RWC81101**





# Roman & Victorian Circle Kits



Roman paver (*top photo*) patio pattern. Round patios are perfect for gathering places. Available in a variety of colours to create the desired European look for Patios, walkways, plazas and pool decks. This circle design allows for creative patterns and design elements such as curves, circles and even intricate fan patterns. *Colour options: Charcoal, Slate, Mocca.*

## **Product # RCK12001 - 12' circle kit.**

Victorian Circle (*left photo*) reproduces the essence and feel of turn-of-the-century cobblestones. Our circle kit paver set makes it easy to add a circular patio, fountain or other feature to your outdoor living space. They are designed to be used either alone or in a continuous, interlocking pattern. Create and combine for truly unique, interesting pavements using full and half circles, sweeping curves, fans and traditional; cobblestone patterns. *Colour options: Charcoal, Rustic.*

## **Product # VCK12002 - 12' circle kit**



# Outdoor Living Kits

We offer a collection of affordable and easy to assemble outdoor fireplaces, bars, tables, fire rings, benches, walls, pillars, water features, wood storage and more!



90" Curved Bar Front

43"



24"

30"

39"

Pub Table Desert  
Product # PT28365

Curved Bar Back  
Product # CB77282



90"

16"

14"

43"



28"

48"

36.5"

Mini Counter with Fridge  
Product # F28481

Mini Counter with Wood Storage  
Product # WS36404



48"

28"

76"

28"

36.5"

Patio/Deck Counter  
Product # BC28483



# Custom Metal Firepits • CFL & Wildlife



Winnipeg Blue Bombers - #MFPC42121, Saskatchewan Roughriders - #MFPC4212, Edmonton Eskimos - #MFPC42123, Calgary Stampeders - #MFPC42124, BC Lions - MFPC42125, Ottawa Redblacks - MFPC42126, Hamilton Tiger Cats - MFPC42127, Toronto Argonauts - MFPC42128, Montreal Alouettes - MFPC42129

Deers - #MFPW43121, Fishing - #MFPW43122, Eagles - #MFPW43123, Horses - #MFPW431214, Ducks - #MFPW43125, Moose - #MFPW43126, Bear - #MFPW43127

\*Images may not be exactly as shown.



# Steel & Brick Fire Pits | Options: Steel and Brick



*Same relaxing wood fire you love... smokeless!*

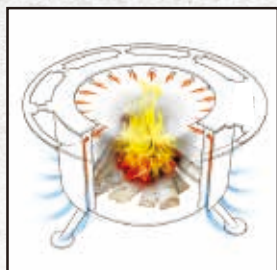
**Metal Fire Pit with Grill**  
**#MFPG41120**




Available with an optional swing-out arm




Shown without optional swing-out grill  
**#MFPS44125**



Non-Smoking Technology  
Heavy Duty - 10 & 14 gauge materials  
Black High Heat powder coated



Product #RMI26002  
Round Fire Pit Insert



Product #SMI26004  
Square Fire Pit Insert



**Square Brick Fire Pit**  
**#SFPG28003**



**Square Brick Fire Pit**  
**#FPNT28005**



**Round Brick Fire Pit**  
**#FPGI26001**



## Glass Rails



## Picket Rails

Standard Rail heights are 36" or 42".


36" or 42" standard height rails or 5 and 6-foot tall privacy glass rails can be Clear, Tinted, Frosted, Pinhead, Niagra or Frosted. Standard glass thickness is 5mm or 6mm.

Also available is the Universal Post & Glass Railing system with a post only railing that has 10mil glass without a top or bottom.

Our rails are custom welded to fit YOUR deck.

Pickets are available in 5/8", 3/4" and 1 1/2" thickness.

Stair rails can be glass or pickets or a combination.






# Construction|Rebar Products|Accessories


Deck Blocks Solid,  
pre-formed concrete deck blocks,  
natural colour, 4-way post support  
12" x 12" x 4" deck block  
flat face also available  
**Product # DB12001**



Foundation Blocks,  
natural colour  
18" x 18" x 6" # **FB18001**  
18" x 18" x 3" # **FB18002**



Foundation Pads,  
natural colour  
16" diameter  
**RFB16003**



Rebar Chair, natural colour  
4.5" x 4.5" x 2.25" # **SR54003**



Rebar Chair, natural colour  
4" x 4" x 3" # **RB43002**



Rebar Chair,  
natural colour  
3" x 3" x 2" # **TB23001**

## Snap Edging

## Concrete Edging



Frame the beauty of your landscape with an edger. The clean lines of an edger adds symmetry and are key to an efficiently trimmed, well-maintained landscape edge. The unique design allows you to create straight and curved borders.

Edger # E41201



**Snap Edging  
& Nails**



## Polymeric Sand

For concrete pavers or slab joints up to 1". Good for sloping areas, poolside, driveways and walkways.



## Sealers

Clear water-repellent sealer prevents swelling caused by water and frost.






# Additional Accessories

**Roman Combo Pack  
# RCK48001  
94 Sq. Ft. Per palette  
8 x 10, 8 x 6, 8 x 4  
Desert, Charcoal, Slate, Mocca**



**Pre-cast Steps  
# CS12481**



**Waterfall # WFK16001**



**Pillar # PTC23001**



**Flower Squares # FP22201**

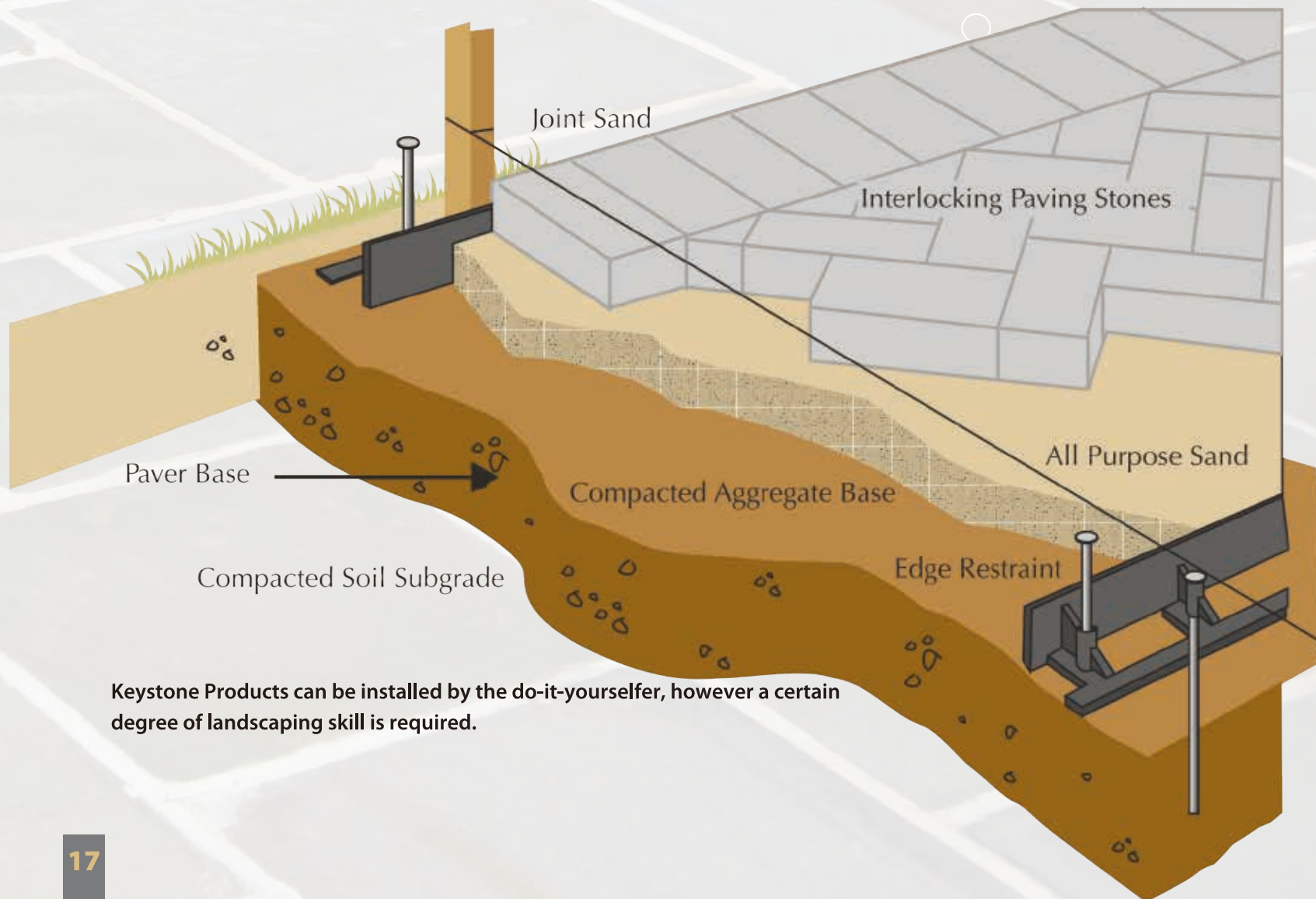


# Basic Paver Installation

## Equipment Needed

Broom, concrete saw, guide string, gloves, hammer (2-3 lb.), knee pads, pencil, plate compactor, rake, level, wood leveling board stakes, tape measure, two leveling guides, shovel, spray paint, safety glasses, trowel, wheelbarrow.

1. Excavate unsuitable, unstable or unconsolidated sub-grade material and compact the area, which has been cleared. Backfill and level with 3/4" road base, suitable for walkways and road/driveways (typically 3" - 6" for pedestrian walkways and 8" - 10" for driveway applications).
2. Place bedding course of concrete sand to a uniform depth of approximately 1" leveled to grade.
3. Layout the desired location of your pavers. Install pavers hand tight, following your pattern and extending the pavers over your lines.
4. When cutting pavers, mark the line that you wish to cut and, using your desired cutting device, make a clean, vertical cut. Ensure the fit is accurate and tight. There are four methods to use when cutting your pavers, choose the method according to your skill and comfort level. Use a skill or rotary saw with a diamond blade, a masonry or table saw, a hammer and chisel or a paver guillotine splitter.
5. Install edge restraints using paver rail edging and metal spikes, concrete, or curbing. The edge restraint should fit tightly to prevent any movement.
6. Tamp pavers with mechanical vibrator, uniformly level and free of movement. Textured pavers require a rubber pad for the vibrator, to reduce scuffing.
7. Fill voids in paver joints by sweeping dry, fine, sharp sand over pavers.
8. Tamp the pavers with a mechanical vibrator to set the sand down into the pavers. Textured pavers require a rubber pad to reduce scuffing.
9. Sweep the sand one last time into the paver joints, filling any voids. After, remove any sand from the tops of the pavers by using a leaf-blower or an air hose.
10. Lock the paver joint sand into place by using a Joint Stabilizing Sealer. Sealing your pavers is imperative.

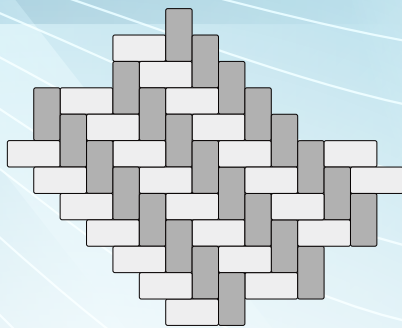
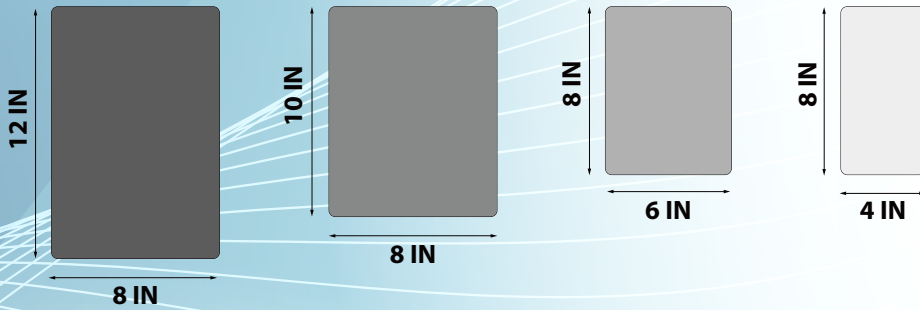



Keystone Products can be installed by the do-it-yourselfer, however a certain degree of landscaping skill is required.

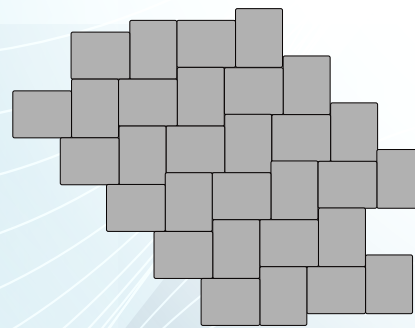


# Roman Pattern Options


## Roman Combo Pack Pattern




**Pattern 1  
Herringbone**  
Pieces per 100 sq. ft.  
424 pcs. - 4" x 8"  
= 100% of total area



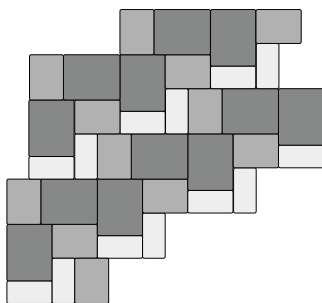
**Pattern 2  
Herringbone**  
Pieces per 100 sq. ft.  
Using either the 6" x 8,  
or 12" x 8  
283 pcs. - 6" x 8"  
= 100% of total area or  
170 pcs. - 10" x 8"  
= 100% of total area or  
142 pcs. - 12" x 8"  
= 100% of total area




**Pattern 3  
2-Shape Herringbone**  
Pieces per 100 sq. ft.  
77 pcs. - 10" x 8"  
= 45% of total area  
154 pcs. - 6" x 8"  
= 55% of total area



**Pattern 4  
2-Shape Herringbone**  
Pieces per 100 sq. ft.  
122 pcs. - 10" x 8"  
= 71% of total area  
122 pcs. - 4" x 8"  
= 29% of total area



**Pattern 5  
Three Block**  
Pieces per 100 sq. ft.  
85 pcs. - 10" x 8"  
= 50% of total area  
85 pcs. - 6" x 8"  
= 30% of total area  
85 pcs. - 4" x 8"  
= 20% of total area




**Pattern 6  
Right Angle**  
Pieces per 100 sq. ft.  
53 pcs. - 12" x 8"  
= 38% of total area  
53 pcs. - 10" x 8"  
= 31% of total area  
53 pcs. - 6" x 8"  
= 19% of total area  
53 pcs. - 4" x 8"  
= 12% of total area



# Colour Options

\*Colours may not be exactly as shown.

## Holland Paver Colour Options



Rustic



Charcoal



Red




Desert



Brown



Mocca




Natural


## Roman Paver Colour Options



Desert



Charcoal



Slate



Mocca

## Patio Block Pattern Options




Charcoal



Brown

18 x 18	24 x 24	24 x 30
Natural	Natural	Natural
Brown	Brown	
Charcoal	Charcoal	
Mocca		



Mocca




Natural


## Red River Paver Colour Options




Charcoal



Brown



Marble Grey



Charcoal



Desert

## KeyBlock Colour Options




# Colour Options Continued

## Boardwalk Colour Options



Charcoal



Brown

## Flagstone Colour Options



Mocca



Charcoal



Brown

## Efflorescence

Efflorescence is a naturally occurring phenomenon and would be the most likely cause of any white residue you see on your pavers. It is Calcium carbonate and is formed when water-soluble salts within the paver migrate to the surface and then react with carbon dioxide. Efflorescence, seemingly at random, may be visible initially when pavers are installed or might show up later.

The appearance of this white substance does not mean the pavers are defective or of a lesser quality. Currently there does not exist a manufacturing process that is capable of completely eliminating it, though good manufacturers try to reduce the appearance of efflorescence through various techniques.

Efflorescence eventually wears away or disappears, usually in 3-6 months although, depending on the circumstances, it can take much longer.


There are a number of ways a homeowner can remove efflorescence, here are some examples:

Scrub with a stiff brush and water as it helps to loosen and wash away some of the deposits. This lessens the time it takes naturally for the stains to disappear.

Although the stream can damage the pavers, the careful use of a power washer can be effective in the removal of staining.

Chemical solutions exist to remove efflorescence but need to be tested on a small area before being used on a bigger surface. Hydrochloric acid in the solution should be avoided as it can cause discolouration on the surface of your pavers.

As more salts rise to the surface, regardless of which method you choose to employ, additional cleanings will most likely be required at later times. In time, your pavers will become efflorescence free as the salt deposits stop rising to the top. Repeated cleanings will achieve this.





# Powder Coating

## Powder Coating

Keystone's industry leading powder coatings can be applied to galvanized metal, stainless steel, steel, and aluminum items. In addition to standard powder coating, thermoplastic coating is also available.

## Automotive

Powder coated finishes are much more durable than standard paint finishes that come on trucks, cars, SUVs, ATVs etc. from the factory. Powder coating automotive items such as rims, bumpers, frames, and wheels can add years to the life of the component.

## Home & Garden

In Winnipeg and the rest of Canada, furniture, gates, railings, and other items left outside take a beating. Powder coating items such as these with a salt resistant finish can keep them looking pristine for many years. Worn exterior items can be restored and given new life with a powder coating treatment. Powder coating is much more resistant to UV rays, corrosion, wear-and-tear, scratching, rusting, and fading compared to a traditional liquid paint.

## Architectural

When finish quality, texture, and colour are key to the finished appearance of a metal object, powder coating is far superior to a traditional liquid paint. Powder coating retains gloss, weather resistance, and appearance for many years.

Essentially any type of metal product can be powder coated. In order to determine if powder coating is appropriate for your application, please contact us.

## Capacity

We have a large oven giving us the ability to work on multiple projects simultaneously. Material up to 20' x 11' in length can be powder coated

## Colours & Specialty Effects

Standard colours are in stock. Many custom colours are available, please ask.

## Environmentally Friendly

Due to the nature of powder coating, it is significantly more eco-friendly in comparison to liquid coating because it releases next to zero volatile organic chemicals (VOCs) and the excess powder can be reused resulting in almost no waste.



## Sandblasting

Cleaning and surface preparation is essential to the powder coating process. Whether sandblasting, chemical cleaning, or a standard wash (or combination of the three) is required is based on the condition of the item and the expected finish on the final product.

Thorough cleaning of the item's surface directly relates to the strength of the bond created with the powder coating treatment.





# Pallet Weights

Item Number	Product Description	Block Usage / Square Foot	Pallet / Weights	Pallet / Skid Count approx. sq. ft.
<b>PAVERS</b>				
HP48001	Holland 8" x 4" x 2 3/8"	4.50	2680 lb	480 - 106 sq/ft
HP88002	Holland 8" x 8" x 2 3/8"	2.25	2848 lb	240 - 106 sq/ft
RP81201	Roman 8" x 12" x 2 3/8"	1.42	2440 lb	120 - 85 sq/ft
RP81002	Roman 8" x 10" x 2 3/8"	1.72	2416 lb	144 - 85 sq/ft
RP86003	Roman 8" x 6" x 2 3/8"	2.87	2320 lb	240 - 84 sq/ft
RP84004	Roman 8" x 4" x 2 3/8"	4.33	2200 lb	360 - 85 sq/ft
RCK48001	Roman Combo Kit	94 sq/ft	2690 lb	256 - 94 sq/ft
FS51001	Flagstone	0.67	1888 lb	48 - 72 sq/ft
<b>VICTORIAN CIRCLE KIT</b>				
VCK12002	12 Foot Circle Kit	113.04 sq/ft	1910 lb	867pc -1 Pallet
<b>ROMAN CIRCLE KIT</b>				
RCK12001	12 Foot Circle Kit	113.04 sq/ft	2805 lb	293pc -1 Pallet
<b>PATIO BLOCKS</b>				
PBD24004	Diamond PB 24" x 24" x 1 3/4"	0.25	1620 lb	20 Pieces
PBD30002	Diamond PB 24" x 30" x 1 3/4"	0.20	2240 lb	20 Pieces
PBB24003	Block Pattern PB 24" x 24" x 1 3/4"	0.25	1620 lb	20 Pieces
PBC24005	Cobblestone PB 24" x 24" x 1 3/4"	0.25	1620 lb	20 Pieces
PBY18001	Yorkstone PB 18" x 18" x 1 3/4"	0.44	1880 lb	40 Pieces
PBY240015	Yorkstone PB 24" x 24" x 1 3/4"	0.25	1620 lb	20 Pieces
<b>RETAINING WALL</b>				
RW12801	Garden Stonewall 12" x 8" x 4"	11.5"	2920 lb	96 Pieces
RWC81101	Garden Wall Cap 11" x 8" x 2 3/8"	8"	1960 lb	120 Pieces
<b>KEY BLOCK RETAINING WALL</b>				
KB81201	Key Block 12" x 8" x 4"	12"	3040 lb	100 Pieces
KB88002	Key Block 8" x 8" x 4"	8"	3040 lb	150 Pieces
KB84003	Key Block 8" x 4" x 4"	4"	2500 lb	225 Pieces
KBR81204	Key Block 8" x 12R" x 4"	12"	3040 lb	100 Pieces
KBR88005	Key Block 8" x 8R" x 4"	8"	3040 lb	150 Pieces
<b>MISCELLANEOUS ITEMS</b>				
FPG126001	Small 26" Fire Pits with Grill	37pc / Pit	1920 lb	2 / Pallet
RMI26006	Round Metal Insert	38pc / Pit		5 / Pallet
SFPG28003	Square Fire Pits 44" with Grill	37pc / Pit	2200 lb	2 / Pallet
SMI26004	Square Metal Insert			5 / Pallet
MFG41120	Metal Fire Pits with Grill	2pc / Pit	276 lb	5 / Pallet
MFP544125	Smokeless Fire Pit with Grill	2pc / Pit	500 lb	5 / Pallet
MFG44142	Optional Swing-out Grill with Potholder	3pc / Kit	18 lb per kit	---
WFK16001	Waterfall with Accessories	185pc / Kit	3040 lb	2 / Pallet
PTC23001	Pillar with Top Cap	41pc / Pillar	2440 lb	2 / Pallet
<b>CONSTRUCTION PRODUCTS</b>				
TB23001	Tie Bricks 3" x 3" x 2"		2092 lb	1500 Pieces
RB43002	Rebar Bricks 4" x 4" x 3"		4000 lb	792 Pieces
SR54003	S/R Chairs 4.5" x 4.5" x 2 1/4"		2600 lb	640 Pieces
FB18601	Foundation Block 18" x 18" x 6"		3240 lb	20 Pieces
DB12001	Deck Block Cut Out 12" x 12" x 4"		2410 lb	60 Pieces
RFB16003	Round Foundation Puck 16" x 3"		2063 lb	36 Pieces
FB18302	Foundation Block 18" x 18" x 3"		3920 lb	40 Pieces
CS12481	Cement Steps 12" x 48" x 2 3/4"		2828 lb	20 Pieces





**KEYSTONE**  
PRODUCTS

Box 7 - Warren MB R0C 3E0  
204-981-2420  
[keystoneproducts.ca](http://keystoneproducts.ca)  
f Like us on facebook

09/21