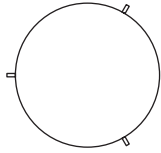




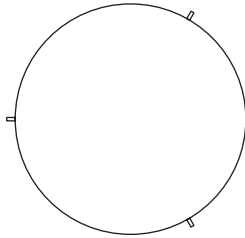
A R Q M A T

CATÁLOGO TÉCNICO **CENTOVENTI** 2020

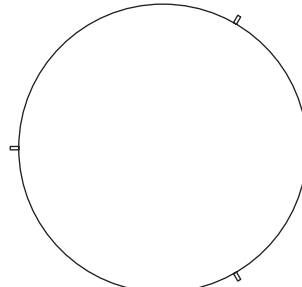
FORMATOS



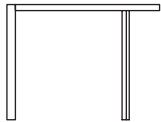
Ø500



Ø800



Ø1000



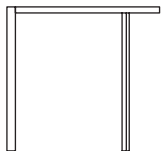
Ø500 H 400



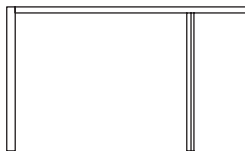
Ø800 H 400




Ø1000 H 400



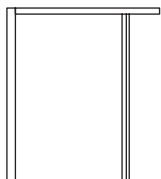
Ø500 H 500




Ø800 H 500




Ø1000 H 500



Ø500 H 600




Ø800 H 600



Ø1000 H 600

CARACTERÍSTICAS TÉCNICAS



1 La estructura de la mesa esté elaborada en madera maciza de haya, cada pata tiene una sección de 40 mm x 20 mm

2 Dos opciones de tapa:


A- Tablero de DM de 16 mm de espesor con acabado lacado mate.

B - Porcelánico sinterizado Neolith de 12 mm de espesor en dos opciones de color.


3 Diferentes acabados para estructura

C- Acabado en barnizado mate o semibrillo en ocho tonos: nogal natural, nogal espresso, nogal italiano, cerezo, roble, noir, wengue y haya natural

D- Trece acabados de laca mate endurecida según muestrario.



CODIFICACIÓN



LACADO




L07 L04 L12 L16 L05 L00 L08 L03



L15 L11 L09 L02 L13 L17 L06 L01

PORCELÁNICO



Q64 Q63

LACADO



L07 L04 L12 L16 L05 L00 L08 L03



L15 L11 L09 L02 L13 L17 L06 L01

MADERA (HAYA TEÑIDA)



NI EM NM CZ WE RO NT HN

- 1 Acabado madera mate - poro abierto
- 2 Acabado madera semibrillo - poro cerrado

CÓDIGO / MODELO



L01



HN

V 413 L01 HN1






Q64








EM

V 432 Q64 EM1

CENTOVENTI COLLECTION

	DIMENSIONES (MM)	CÓDIGO	PKG	KG	M³
	Ø 500 x 400	V411 tapa lacada	1	6,2	0,210
		V411 tapa piedra	2	23,0	0,210
	Ø 500 x 500	V412 tapa lacada	1	6,2	0,210
		V412 tapa piedra	2	23,0	0,210
	Ø 500 x 600	V413 tapa lacada	1	6,2	0,210
		V413 tapa piedra	2	23,0	0,210

	DIMENSIONES (MM)	CÓDIGO	PKG	KG	M³
MESAS DIÁMETRO 800					
	Ø 800 x 400	V421 tapa lacada	1	7,2	0,330
		V421 tapa piedra	2	31,0	0,330
	Ø 800 x 500	V422 tapa lacada	1	7,2	0,330
		V422 tapa piedra	2	31,0	0,330
	Ø 800 x 600	V423 tapa lacada	1	7,2	0,330
		V423 tapa piedra	2	31,0	0,330
MESAS DIÁMETRO 1000					
	Ø 1000 x 400	V431 tapa lacada	1	8,2	0,540
		V431 tapa piedra	2	57,0	0,540
	Ø 1000 x 500	V432 tapa lacada	1	8,2	0,540
		V432 tapa piedra	2	57,0	0,540
	Ø 1000 x 600	V433 tapa lacada	1	8,2	0,540
		V433 tapa piedra	2	57,0	0,540



www.arqmat.com
info@arqmat.com